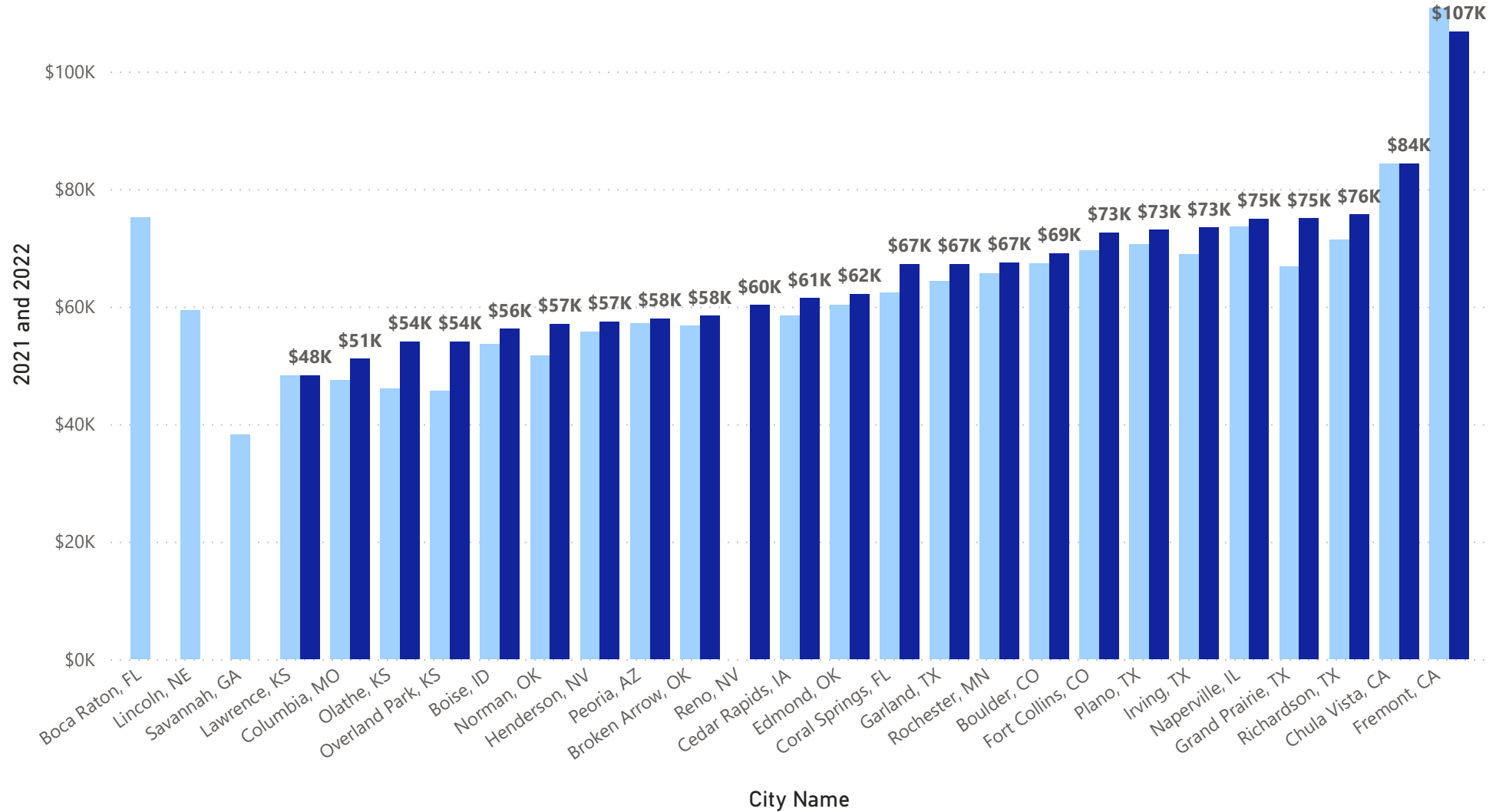


Entry Level Salary for Patrol Officer

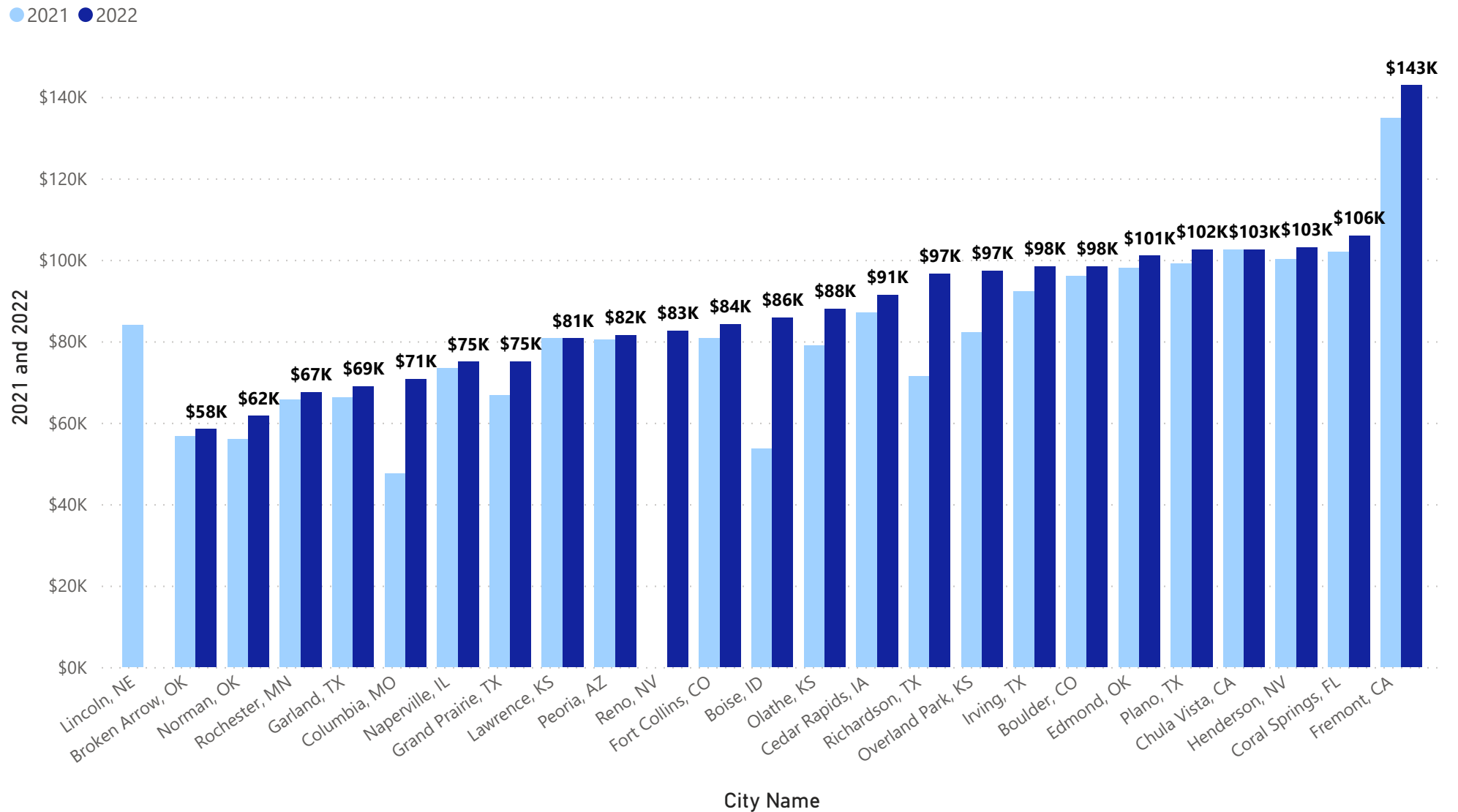
City Name	2021	2022
Boise, ID	\$53,664	\$56,160
Boulder, CO	\$67,378	\$69,063
Broken Arrow, OK	\$56,720	\$58,423
Cedar Rapids, IA	\$58,500	\$61,422
Chula Vista, CA	\$84,341	\$84,341
Columbia, MO	\$47,466	\$51,085
Coral Springs, FL	\$62,424	\$67,193
Edmond, OK	\$60,287	\$62,115
Fort Collins, CO	\$69,557	\$72,611
Fremont, CA	\$110,846	\$106,815
Garland, TX	\$64,376	\$67,205
Grand Prairie, TX	\$66,787	\$74,982
Henderson, NV	\$55,723	\$57,387
Irving, TX	\$68,880	\$73,440
Lawrence, KS	\$48,297	\$48,297
Lincoln, NE	\$59,378	
Naperville, IL	\$73,635	\$74,923
Norman, OK	\$51,705	\$56,999
Olathe, KS	\$46,000	\$54,000
Overland Park, KS	\$45,618	\$54,000
Peoria, AZ	\$57,096	\$57,955
Plano, TX	\$70,555	\$73,024
Reno, NV		\$60,236
Richardson, TX	\$71,340	\$75,624
Rochester, MN	\$65,651	\$67,464
Average	\$63,176	\$66,032

● 2021 ● 2022



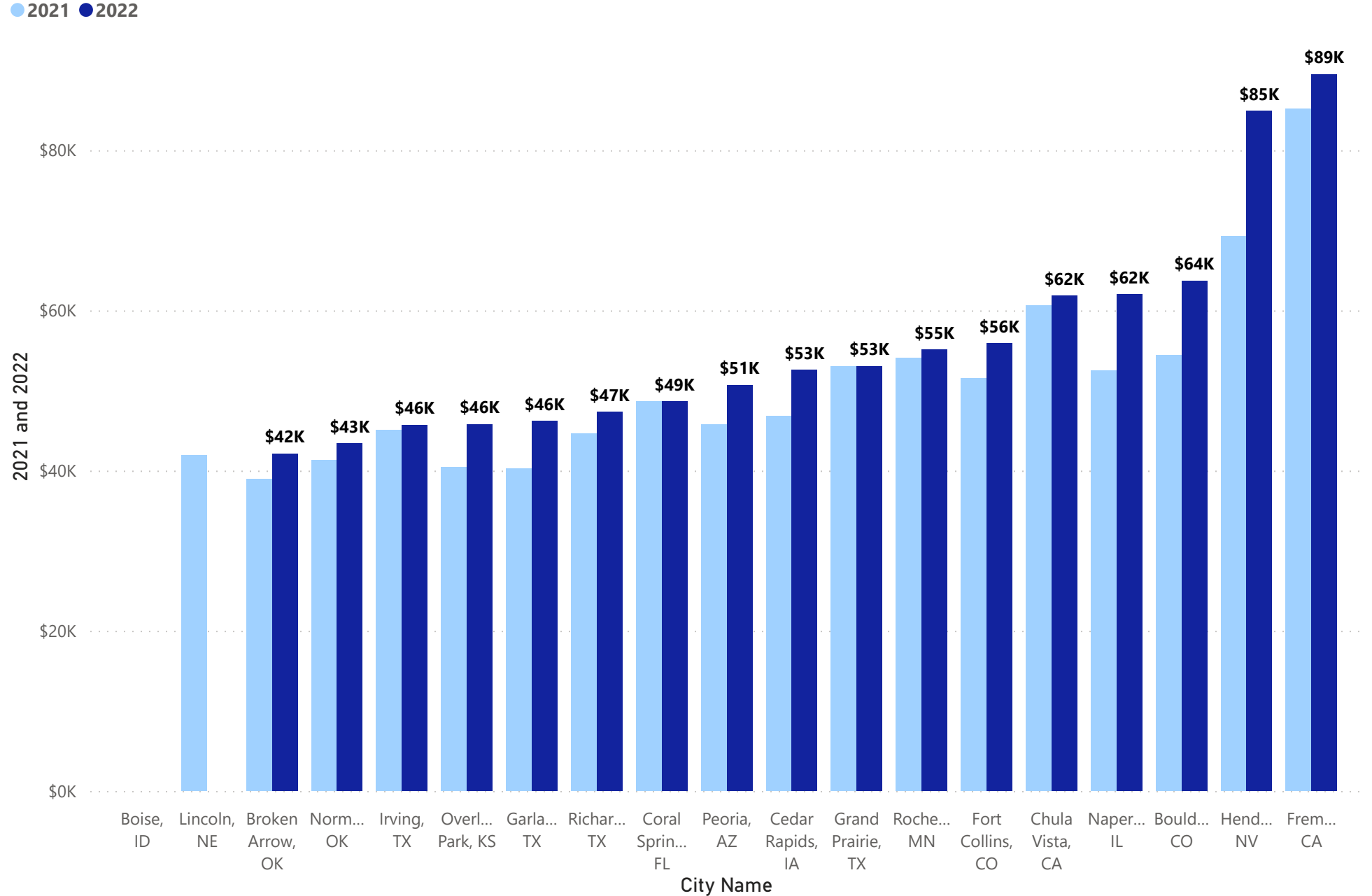
Highest Salary for Patrol Officer

City Name	2021	2022
Boise, ID	\$53,664	\$85,842
Boulder, CO	\$96,006	\$98,406
Broken Arrow, OK	\$56,720	\$58,423
Cedar Rapids, IA	\$87,030	\$91,374
Chula Vista, CA	\$102,517	\$102,517
Columbia, MO	\$47,465	\$70,720
Coral Springs, FL	\$101,851	\$105,925
Edmond, OK	\$97,980	\$100,949
Fort Collins, CO	\$80,678	\$84,219
Fremont, CA	\$134,764	\$142,850
Garland, TX	\$66,163	\$68,896
Grand Prairie, TX	\$66,787	\$74,982
Henderson, NV	\$100,069	\$103,064
Irving, TX	\$92,280	\$98,388
Lawrence, KS	\$80,667	\$80,667
Lincoln, NE	\$83,932	
Naperville, IL	\$73,365	\$74,923
Norman, OK	\$55,924	\$61,651
Olathe, KS	\$78,950	\$88,000
Overland Park, KS	\$82,220	\$97,329
Peoria, AZ	\$80,330	\$81,534
Plano, TX	\$99,003	\$102,468
Reno, NV		\$82,524
Richardson, TX	\$71,340	\$96,600
Rochester, MN	\$65,651	\$67,464
Average	\$81,473	\$88,321



Entry Level Salary for a Dispatcher

City Name	2021	2022
Boulder, CO	\$54,436	\$63,690
Broken Arrow, OK	\$38,921	\$42,094
Cedar Rapids, IA	\$46,800	\$52,541
Chula Vista, CA	\$60,614	\$61,818
Coral Springs, FL	\$48,600	\$48,600
Fort Collins, CO	\$51,481	\$55,881
Fremont, CA	\$85,214	\$89,475
Garland, TX	\$40,290	\$46,176
Grand Prairie, TX	\$53,040	\$53,040
Henderson, NV	\$69,289	\$84,906
Irving, TX	\$45,060	\$45,696
Lincoln, NE	\$41,941	
Naperville, IL	\$52,458	\$62,005
Norman, OK	\$41,309	\$43,374
Overland Park, KS	\$40,416	\$45,760
Peoria, AZ	\$45,760	\$50,665
Richardson, TX	\$44,628	\$47,304
Rochester, MN	\$54,080	\$55,099
Average	\$50,796	\$55,772



Highest Salary for a Dispatcher

City Name	2021	2022
Boulder, CO	77,937.00	79,102.00
Broken Arrow, OK	38,921.00	42,093.55
Cedar Rapids, IA	62,610.00	65,145.00
Chula Vista, CA	73,677.00	75,150.00
Coral Springs, FL	75,600.00	75,600.00
Fort Collins, CO	57,402.00	62,309.00
Fremont, CA	103,577.93	108,757.00
Garland, TX	40,290.00	73,590.00
Grand Prairie, TX	53,040.00	53,040.00
Henderson, NV	91,271.00	97,676.80
Irving, TX	63,516.00	64,440.00
Lincoln, NE	53,560.00	
Naperville, IL	52,458.00	62,005.00
Norman, OK	44,723.00	46,959.00
Overland Park, KS	60,623.64	61,836.00
Peoria, AZ	61,755.00	73,248.24
Richardson, TX	44,628.00	68,976.00
Rochester, MN	54,080.00	55,099.00
Average	61,648.31	68,530.98

