

CITY OF NORMAN



# CAPITAL IMPROVMENT PROJECTS BUDGET

FISCAL YEAR ENDING: JUNE 30, 2025  
FINANCIAL PLAN - FISCAL YEAR END 2026-2029



## ON THE COVER: JAMES GARNER LEGACY

***"I don't think you could find anyone more proud of being from Norman, Oklahoma than James Scott Bumgarner."***

- Terry Bumgarner (James Garner's Nephew) -

James Scott Bumgarner was born in Norman, Oklahoma on April 7, 1928. He was born in east Norman's Denver community, which is now under Lake Thunderbird, and grew up in central Norman. He served in the U.S. Merchant Marine and U.S. Army National Guard during World War II and the Korean War, earning numerous commendations and medals. He achieved great fame over his career as an actor, appearing in over 50 theatrical films and several network television series, including starring roles in the very successful "Maverick" (1957-1962) and "The Rockford Files" (1974-1980) TV series. He was nominated for Academy Awards for his movie roles in Murphy's Romance (1985) and The Notebook (2004), and received numerous Emmy Awards for his television roles, including a Best Leading Actor Award in 1977 for The Rockford Files. In 2004, he was given the Screen Actors Guild Lifetime Achievement Award.

Garner was an avid golfer and car driver, and performed most of his own stunts in his "Rockford Car", a 1978 Pontiac Firebird (actually 3-4 specially-equipped cars per season were used on the set of The Rockford Files), which is depicted on the cover. Many viewers considered "the car the star" of the show. Garner also drove the "pace car" in the Indianapolis 500 car race on two occasions.

Garner returned to Norman often to visit family, and in 2006, the former Front Street, running parallel to the BNSF railroad tracks in downtown Norman was named for him, along with the unveiling of a statue commemorating his "Support Your Local Sheriff" movie roles. James Garner Avenue is being extended and widened as a part of the NORMAN FORWARD program (a voter-approved, temporary ½ percent sales tax approved in 2015 for quality of life improvements throughout Norman), from Main Street north to a modern roundabout that will connect with Flood Street to form a new vehicle and pedestrian access to downtown Norman. The James Garner Avenue road project is also an extension of Legacy Trail, a widened, paved pedestrian trail adjacent to the railroad tracks throughout Norman.

The James Garner Avenue overpass of Robinson Street will feature backlit artwork commemorating "the Rockford Car" and James Garner's signature, and the middle of the roundabout will form the plinth for an attractive public art piece, "Revolutions" by Oklahoma artist Paul Bagley (pending Council approval). Architectural design drawings of the James Garner Avenue widening project are included in this document. Construction of the widened and extended James Garner Avenue is expected to be completed in the summer of 2024.

Jim Garner, née James Scott Bumgarner of Norman, Oklahoma, died on July 19, 2014 in Los Angeles, California.

Family Photos Courtesy of Scott Bumgarner

Family Photos Courtesy of Terry Bumgarner

Photos Courtesy of Visit Norman

Photos Courtesy of the University of Oklahoma Western Heritage Collection

"Revolutions" Schematic Drawings Courtesy of the Norman Arts Council (pending approval)

Graphic Art by The City of Norman Office Services Division



**CITY OF NORMAN**



**CITY COUNCIL**

**MAYOR**  
Larry Heikkila

**Ward 1** Austin Ball

**Ward 5** Michael Nash

**Ward 2** Lauren Schueler

**Ward 6** Elizabeth Foreman

**Ward 3** Bree Montoya

**Ward 7** Stephen Tyler Holman

**Ward 4** Helen Grant

**Ward 8** Matthew Peacock

Presented by:

Darrel Pyle, City Manager

**BUDGET & RESEARCH STAFF**

**Anthony Francisco, CPFO, CTP, CPFA**  
Finance Director

**Kim Coffman, CPFIM, ACPFA**  
Budget Manager

**Jacob Huckabaa**  
Budget Analyst

**Clint Mercer, CPA, CPFO**  
Chief Accountant

**Debbie Whitaker**  
Municipal Accountant III

**Mindy Aynes**  
Municipal Accountant I

**Dannielle Risenhoover**  
Administrative Tech IV

**OFFICE SERVICES STAFF**

**Kris Wiard**  
Print Graphics Designer II

**Cheyenne Buesing**  
Print Graphics Designer I

This document was prepared by the City of Norman, Finance Department and printed by  
City of Norman, Office Services Division.  
For additional information please contact:  
City of Norman Finance Department  
P.O. Box 370

# **THE CITY OF NORMAN**

## **OUR MISSION**

### **“WORKING TOGETHER TO DELIVER EXCEPTIONAL SERVICE”**

**To fulfill our mission, City of Norman employees pledge themselves to these values:**

#### **TEAMWORK**

We value each other's contribution and encourage teamwork.

#### **CARING**

We value service to others in a caring manner. We listen with a willingness to understand the needs of others. We respond in a friendly, helpful way.

#### **ACCOUNTABILITY**

We are responsible for our work and actions.

#### **SERVICE**

We are committed to providing exceptional service in a courteous, dependable and efficient manner.

#### **RESPECT**

We respect our differences and treat each other with understanding and dignity.

#### **FAIRNESS**

We seek to understand the needs of others. We strive for equity in the delivery of services and in the treatment of individuals.

#### **PROFESSIONALISM**

We value a knowledgeable, capable and effective organization.

#### **RESPONSIVENESS**

We value a timely response to both customer and employee.

**We believe that these values are the foundation of all our endeavors to make our community a better place now and for future generations.**

**FYE 2025 Capital Improvement Projects BUDGET**  
**and**  
**FYE 2026 - 2029 Capital Improvement Projects PLAN**

City of Norman, Oklahoma

PRELIMINARY



GOVERNMENT FINANCE OFFICERS ASSOCIATION

*Distinguished  
Budget Presentation  
Award*

PRESENTED TO

**City of Norman  
Oklahoma**

For the Fiscal Year Beginning

**July 01, 2023**

*Christopher P. Morill*

Executive Director

## **Executive Summary of the FYE 2025 Capital Improvement Projects Budget - By Fund**

### **I. Dedicated Public Safety Sales Tax Fund (15)**

Revenues to this fund derive from a one-half percent (1/2%) Public Safety Sales Tax (PSST). Ordinance O-0708-32, passed in 2008 and permanently extended in 2014 by Ordinance O-1314-33, authorized the City to assess the new sales tax to increase the number of police officers and firefighters, construct two new fire stations, and fund several critical public safety needs. Revenue bonds were issued in fiscal year ending 2015 to finance three of the critical public safety needs.

### **II. Community Development Block Grant Fund (21)**

The Community Development Fund is a Special Revenue Fund established to account for the resources allocated to Community Development Block Grant (CDBG), the HOME Partnership Program, and other funds from the U.S. Department of Housing & Urban Development (HUD). Revenues to this fund derive from Federal Government grants. The City will advance the funds and the grant program will reimburse the City based on regularly filed claims. During FYE 25 there are two capital projects totaling \$140,000.

### **III. Special Grants Fund (22)**

Revenues to this fund derive from contributions, gifts of cash, or other assets from another government or non-profit agency to and used for a specific purpose. They are budgeted as received.

### **IV. Room Tax Fund (23)**

The Room Tax Fund is a Special Revenue Fund established to account for a tax on the gross revenues of hotel and motel establishments. Fifteen percent (15%) of Room Tax revenue is budgeted for Parks Development. There is one project in FYE 25 totaling \$250,000.

### **V. Public Transportation Fund (27)**

The Public Transportation and Parking Fund is a Special Revenue Fund established to account for revenue to fund operations, maintenance, and other expenses associated with the City of Norman's public transportation system. Revenue is derived from grants from the Federal Transit Administration (FTA) and the Oklahoma Department of Transportation; the Public Transit Sales Tax; advertising; and a contribution from the Norman Regional Health System.

### **VI. Water Fund (31)**

Capital projects are funded through user fees, bonds, loans and grants. Funding for capital projects in FYE 25 totals \$14,053,000. Project expenses from the Water Fund included are for the Water Distribution System (\$4,130,000), Water Wells (\$773,000), and the Water Treatment Plant (\$9,150,000) in FYE 25. Significant impact on the operating budget is expected. Most of the impact cannot be quantified at this time. However, it is estimated that annual payments for water rights will impact the operating budget, as wells are constructed, by approximately \$11,000 per well per year. These wells will produce approximately 300,000 gallons each, which will generate potential revenue of \$124,000/well/year at \$1.14/1,000 gallons.

### **VII. Water Reclamation Fund (32)**

Funding for these projects are wastewater user fees, revenue bonds, and project specific grants. Capital project expenses for 2 projects in FYE 25 are \$3,800,000.

### **VIII. Sewer Maintenance Fund (321)**

The Sewer Maintenance Fund is an enterprise fund established October 1, 2001, to account for revenues from the \$5 per month Sewer System Maintenance Rate (SMR). It is used to account for all expenditures related to major maintenance of the water reclamation system (capital improvement projects accomplished through contracts with private construction vendors), primarily for rehabilitation of neighborhood sewer lateral lines. Four pay-as-you-go capital projects are funded in FYE 25 in the amount of \$5,880,000. Replacement of deteriorated sewer lines should decrease infiltration and inflow into the collection system, reducing treatment costs and line maintenance costs.



## **IX. New Development Excise Tax Fund (322)**

The New Development Excise Tax Fund, established October 1, 2001, accounts for revenues and capital project expenditures from excise tax levied and collected on new development (including developments of tax-exempt property owners) to be served by the City's water reclamation system. Revenues are used for constructing improvements to wastewater collection, conveyance and treatment facilities. These are for new growth (full build-out) related wastewater capital projects, including interceptor improvements and north side wastewater treatment plant environmental impact studies, as required by the Environmental Protection Agency (EPA) as part of the permitting process.

## **X. Sanitation Fund (33)**

The Sanitation Fund is an enterprise fund used to account for the operations associated with solid waste collection and disposal in the City of Norman. There is one project valued at \$600,000 in FYE 25.

## **XI. Capital Fund (50)**

Seventy percent (70%) of one percent (0.7%) of sales tax is set aside for capital improvements. Those projects approved for construction with this funding are accounted for in the Capital Improvements Fund. Capital Sales Tax revenue is projected to be \$17.5 million in FYE 25. Bond projects will use \$14,657,029 of GOB. \$300,000 is anticipated to be available from earned interest.

### **Capital Outlay**

By Council policy, 27% of the capital sales tax revenue is dedicated for capital outlay. In FYE 25, the amount of \$4,255,378 will be transferred to the General Fund for capital outlay and \$66,186 will be transferred to the Westwood Fund (29).

### **Street Maintenance**

Street maintenance continues to be a high priority. Revenue dedicated for street improvements by formula is 20% of the capital sales tax. In FYE 25, \$2,852,877 is budgeted for alley repair, asphalt and concrete pavement maintenance, asphalt paver patch, crack seal, force account drainage materials, and rural road improvements. In FYE 25 an additional \$89,340 is transferred to the General Fund for Storm Water Drainage Labor. A significant amount of street maintenance, not included here, is funded in the GOB projects listed below.

### **Maintenance of Existing Facilities**

Maintenance of existing facilities is to preserve existing facilities and prevent/postpone need for major capital expenditures. Historically, revenue dedicated for facility maintenance by formula is 5% of the capital sales tax projections. Due to an increase in square footage maintained by the City, Council chose to increase this variable in the formula to 7% in FYE 24. This will be offset by reducing the general contingency amount to 5%. In FYE 25, \$1,225,877 is proposed for 18 individual projects.

### **Other Capital Projects**

Other capital project expenses include \$6,599,520 for projects, \$1,295,180 for salaries & benefits and \$23,552 for Services & Maintenance. Major project categories include Transportation (\$3,629,520), Buildings and Grounds (\$435,000), Parks and Recreation (\$110,000) and Stormwater (\$2,450,000).

### **Information Technology Infrastructure**

In FYE 25, the City Manager is proposing a change in formula dedicating approximately 5% of Capital Sales Tax revenue for Information Technology Infrastructure. In FYE 25, two projects totaling \$875,000 are proposed.

### **GOB Projects – 2012**

On August 18, 2012, voters approved \$42,575,000 in major street and bridge projects. Property tax is the authorized funding source. Some of these expenses have been approved in amendments to the Budget. There are no requests in FYE 25.

### **GOB Projects – 2019**

On April 2, 2019, voters approved \$72,000,000 in transportation improvement projects. General obligation bonds will be sold with a property tax as the funding source. There is \$6,695,159 in expenses programmed for FYE 25, with the remaining program scheduled from FYE 26 to beyond 5 years

### **GOB Projects – 2021**

On April 6, 2021, voters approved \$27,000,000 in street maintenance projects as a continuance of the 2016 street maintenance program. General obligation bonds have been sold with a property tax as the funding source. There are projects valued at \$5,496,854 scheduled for FYE 25.

### **GOB Projects - 2023**

On October 10, 2023, voters approved \$50,000,000 in bridge maintenance projects. General obligations bonds will be sold with property tax as the funding source. There is a total of \$2,465,016 in expenses programmed for FYE 25, with the remaining program scheduled from FYE 26 to beyond 5 years.

Capital projects will affect the General Fund operating budget. Facility/infrastructure improvements and replacements are built to higher standards, and should reduce maintenance expenses, increase efficiency and increase safety (i.e. the Maintenance of Existing Facilities set-aside, Building Maintenance Projects, etc.). However, there will be a gradual but cumulative demand to maintain more traffic control facilities, buildings and parks in future years.

## **XII. Norman Forward Sales Tax Fund (51)**

NORMAN FORWARD is a citizen-initiative to renovate, expand, construct and fund Quality of Life projects, such as multiple recreational facilities, libraries, parks, athletic venues, public art, trails, swim complexes and other quality of life projects throughout Norman. This one half of one percent (1/2%) 15-year temporary sales tax increase to fund Norman Forward Quality of Life Projects was approved by voters on October 13, 2015 and was effective January 1, 2016. Some of the projects will be funded on a pay as you go basis. Some of the projects are of greater costs, and therefore require borrowing funds through general obligation bonds. In FYE 25, \$730,000 of pay-go funds were appropriated for 2 projects. The individual projects' impacts on the operating budget may be significant because they are new and expanded facilities

## **XIII. Park Land and Development Fund (52)**

The Park Land and Development Fund is a Special Revenue Fund established for the purpose of accounting for Park Land fees as identified in Ordinance Number O-7576-21 dated January 1976. Typically, projects appear before Council for budgeting when sufficient development occurs to warrant improvements and sufficient funds collected to pay for the improvements. There are no projects scheduled for FYE 25

## **XIV. University North Park Tax Increment Finance District Fund (57)**

The purpose of the University North Park TIF (TIF #2) is to facilitate development and improvements in the University North Park Area, in accordance with the Oklahoma Constitution and Local Development Act. City Council and property owners identified projects to fund. There are no scheduled projects for FYE 25.

## **XV. Center City Tax Increment Finance District Fund (58)**

The CCFBC was adopted by the City Council on May 23, 2017 to codify the goals and objectives of the Center City Vision. The City Council adopted the Norman Center City Project Plan and Tax Increment Finance District No. 3 on December 19, 2017 (O-1718-27), for the purpose of stimulating the development contemplated by the Center City Form-based Code (CCFBC), and promoting smart development practices in the Center City Area. There are currently no new projects scheduled for FYE 25.

## **XVI. Arterial Road Recoupment Fund (78)**

The Arterial Road Recoupment Fund's purpose is to act as a revolving fund to match private funds in constructing arterial roads, in an effort to prevent dangerous gaps. As land is developed, developers are required to construct or fund the widening of the adjacent arterial roads that serve their subdivision. Because it is rare that all adjacent land develops at the same time, the resulting scenario is unimproved road segments, or gaps. In effect, the directional lanes would be two lanes, then one lane, then two lanes, such that dangerous driving conditions occur. The intent is that development pay its way when it (recoupment district) develops. Initial funding of this program was from the Capital Fund. Future revenues will reimburse this fund as a revolving source for this program. In FYE 25, no new project budgets are scheduled.

## Table of Contents

<b>Overview</b>	1
<b>Designated Public Safety Sales Tax Fund 15</b>	
Assumptions	6
Fund Summary	7
Project Table	8
<b>Community Development Block Grant Fund 21</b>	
Assumptions	9
Fund Summary	10
Project Table	11
Project Sheets	12
<b>Special Revenue Fund 22</b>	
Assumptions	14
Fund Summary	15
Project Table	16
<b>Room Tax Fund 23</b>	
Assumptions	17
Fund Summary	18
Project Table	19
Project Sheets	20
<b>Public Transportation Fund 27</b>	
Assumptions	21
Fund Summary	22
Project Table	23
<b>Water Fund 31</b>	
Assumptions	24
Fund Summary	25
Project Table	26
Project Sheets	27
<b>Water Reclamation Fund 32</b>	
Assumptions	38
Fund Summary	39
Project Table	40
Project Sheets	41
<b>Sewer Maintenance Fund 321</b>	
Assumptions	43
Fund Summary	44
Project Table	45
Project Sheets	46
<b>New Development Excise Tax Fund 322</b>	
Assumptions	50
Fund Summary	51
Project Table	52
<b>Sanitation Fund 33</b>	
Assumptions	53
Fund Summary	54
Project Table	55
Project Sheets	56
<b>Capital Fund 50</b>	
Assumptions	57
Fund Summary	59
Project Table	60
Project Sheets	64

<b>Norman Forward Sales Tax Fund 51</b>	
Assumptions	139
Fund Summary	140
Project Table	141
Project Sheets	142
<b>Park Land and Development Fund 52</b>	
Assumptions	144
Fund Summary	145
Project Table	146
<b>Univeristy North Park TIF Fund 57</b>	
Assumptions	147
Fund Summary	148
Project Table	149
<b>Center City TIF Fund 58</b>	
Assumptions	150
Fund Summary	151
Project Table	152
<b>Arterial Road Recoupment Fund 78</b>	
Assumptions	153
Fund Summary	154
Project Table	155
<b>Appendix</b>	156
Project Requests	
Glossary of Terms and Acronyms	



# OVERVIEW

# OVERVIEW OF THE CAPITAL IMPROVEMENTS PLAN

## 1. PLANNING

*The Capital Improvements Plan (CIP) is the schedule established by the City of Norman that identifies the major improvement projects and schedules them to fit its fiscal capabilities for five years into the future. Annual reviews are made of the capital improvement projects budget and plan, and the plan is extended one year, to maintain a six-year schema.*

*Capital Projects generally cost more than \$10,000, are relatively fixed or permanent in nature and have an expected life of more than five years. Such projects consist of the construction of a new, expanded or improved tangible asset, which is physically fixed. Major projects normally require more than one fiscal year to complete. Contracted services for design, land acquisition, utility relocations and construction may be required. Examples include land purchase, new buildings, building additions, street improvements, utility line improvements, parks and playgrounds, and major drainage channel improvements.*

*Capital Outlay, on the other hand, is an expenditure directed towards maintaining or purchasing new or replacing tangible assets which themselves have expected life spans of one to five years. Expenses are generally one-time and occur within a single budget year. Examples include the purchase of vehicles and equipment.*

The CIP maintains a multi-year time frame. Information is updated annually in conjunction with the budget process. Prior years' actual project expenditures are included. The first year shown is the budget for the active fiscal year. The second year is the next fiscal year, for which an official annual budget is being prepared. The remaining four years are projections of anticipated revenues and expenses based on estimated needs and priorities.

Capital projects originate at virtually any point in time and from a variety of sources. Any citizen, organization, Board or Commission may submit requests to Council at any time. Also, special studies and master plans for various city services (such as wastewater, water, parks and recreation, or transportation) culminate at various times, usually resulting in recommended capital projects, including operating impact, scheduling, and revenue sources. If Council determines sufficient need and/or funds exist, then the Capital Budget and/or Plan may be amended. Otherwise, the annual planning and budgeting process begins in the Fall of each year.

## 2. BUDGETING

*The Capital Improvements Budget follows the Oklahoma Municipal Budget Act. The budget is organized by Fund, which is described throughout this document. This is a multi-year program, identifying total project expenses related to a particular project. Past actual expenses are included, however, the first single year is the active fiscal year. After the end of this fiscal year, both the encumbered and unencumbered budgeted amounts automatically roll into the following fiscal year's budget to maintain funding continuity, until the projects are individually closed. The second single year is the additional new funding for the upcoming fiscal year's budget. The remaining years constitute a plan.*

The Municipal Budget Act authorizes optional (effective July 1, 2006) nonfiscal budgeting for capital expenses. *"Encumbrances for funds whose sole purpose is to account for grants and capital projects and/or any unexpended appropriation balances may be considered nonfiscal and excluded from the budget by the governing body, but shall be reappropriated to the same funds, accounts and for the same purposes for the successive fiscal year, unless the grant, project or purpose is designated or declared closed or completed by the governing body."* (11 O.S., Section 17-206, D.). In other words, once appropriated, a budget (encumbered and unencumbered balances) could automatically carry over from one fiscal year to the next until that project is either completed, its budget spent, or the project declared closed. It would no longer be necessary for Council to reconcile and reappropriate unencumbered fund balances for capital project accounts, but only to declare when a grant, project or purpose is closed or completed. This policy was adopted by Council beginning with the FYE 2010 budget.

**The Capital Improvement Project Funding Process:** During the Fall, Council and Staff begin reviewing the status of capital project implementation and the need to incorporate adjustments or amendments to policy, priorities, scope or costs. Typically Council holds this initial review in November. A first draft proposal for a new CIP is prepared for Council's consideration and comment in February. In response, revisions are prepared and a fiscally responsible multi-year plan is prepared. Additional Council study sessions are held during March, April and May for recommendations and adjustments from City Staff. Two public hearings are then held at regularly scheduled Council meetings, and the final decision for which projects to appropriate funds goes to Council and the City Manager. When adopted in June, the first year becomes the fiscal year budget and the remaining years constitute the projected Capital Improvements Plan.

## 3. IMPLEMENTATION

With City approval and/or funding available, project managers pursue the necessary steps to implement the approved projects. Typically there are four implementation stages. Design of the improvement is accomplished by a qualified professional and requires proper selection procedures (this may be staff or consultant). Right-of-way acquisition must provide fair treatment of the owner's rights and use of public funds, and sometimes involves hiring of consultant services. Utility relocations involve both City and non-city owned "public" and private facilities and requires coordination of work space and scheduling. Finally, facility construction requires fair selection of contractors, traffic management, inspections, and approvals throughout the period of construction.

When projects anticipate outside funding (such as grants, transportation matching funds, private donations) there are additional requirements of the City. Outside revenues usually are limited to certain types of expenses, with the City responsible for the remainder. Schedules and

costs are affected by such things as the availability of grants, results of plan reviews, differing construction standards, and specific property acquisition procedures.

#### **4. 2025 LAND USE AND TRANSPORTATION PLAN POLICY**

General Policies were determined through an extensive citizen participation process and Council action; and documented in the long range general plan for the City. The overall GOAL is to implement City Council public service policies as defined in the 2025 PLAN adopted by Council. It also serves as the basis for infrastructure master plans (i.e., water, wastewater, drainage, parks, et. al).

- a. In summary, the 2025 PLAN establishes the following goals related to capital improvements:
  - Goal 1 – Affirmatively and responsibly manage the location of growth in Norman based on available public services and environmental suitability of the land for development.
  - Goal 2 – Utilize the provision of infrastructure in supporting and influencing growth into areas most suitable for development.
  - Goal 3 - Encourage and support diversified housing types and densities in order to serve different income levels, family structures and ownership.
  - Goal 4 – Enhance the quality of economic growth in the City by attracting high technology-related industries that have low environmental impacts.
  - Goal 5 – Retain the distinct character of rural Norman and protect the environmentally sensitive Little River Drainage Basin.
  - Goal 6 – Develop and maintain a greenbelt system for Norman.
  - Goal 7 - Continue efforts to promote the enhancement and stability of the core area.
- b. Land use patterns (industrial parks/corridors, commercial nodes, neighborhood units, tourist commercial nodes, suburban large lot development, etc.) designated in the 2025 PLAN, as well as environmental and natural resource protection, topography, geology and geography, shall determine design, capacities and location of facilities.
- c. Specific capital projects in the 2025 PLAN shall be considered for programming, subject to the most current review and priorities of City Council.
- d. Utility System Master Plans (i.e., Water, Wastewater, Drainage, Parks, Greenways, et al) shall be utilized to designate the provision of all major City of Norman utility systems in advance of demand, based on projected population, innovative practices, and the Development Sector concept (drainage sub-basins).
- e. All available funding sources shall be used to provide basic public utility services, including utility districts, grants and loans, general obligation bonds, revenue bonds, private participation, intergovernmental agreements, tax increment financing districts, et al.

#### **5. GENERAL PROGRAMMING ASSUMPTIONS**

The following assumptions also affect the Capital Improvements Plan:

- a. The City will have enough of the right kind of personnel to accomplish approved projects or effectively manage contractors.
- b. Priorities will change periodically based on programming factors such as available funding, emergency situations, shifts in City policies or strategies, regional or national economics, unforeseen opportunities, incorrect assumptions, project scope, federal or state regulations.
- c. The purpose of projects significantly affects the timing of construction. Factors influencing timing of a project include any of the following:
  - community activity external to capital program management - land development requiring city services, peak hour demand on the water system;
  - federal or state regulations - EPA and ODEQ wastewater treatment effluent standards;
  - emergencies - special events, storms, drought, infrastructure failure; and
  - physical dependence of one project on another - sewage collection lines dependent on interceptors, and sewer/water lines under streets that are both scheduled for improvement.
- d. Projects that started in a phased manner are high priority for continued funding. The first priority in this category are those being funded by general obligation or revenue bonds, because the funds must be spent within a specified time period after sale and there is an obligation to the voters and higher governments to finish these as soon as practical.
- e. The Capital Projects Plan shall act as a guide and shall be annually reviewed, updated, and incorporated into Capital Budgets.
- f. Once Council approves budgets, the funds will remain as commitments unless Council acts otherwise or the projects are closed.
- g. Cost under-runs will be determined, as individual projects are closed. Project managers make written requests to:

- Declare when a project has been completed, and
  - Release unused funds for other uses by closing them.
- h. Project budget transfers shall follow the City's Account Transfer Manual.
  - i. The CIP will primarily be a "pay-as-you-go" (PAYGO) effort incorporating debt financing and private funds as appropriate.
  - j. Enterprise Funds shall finance related capital projects. If revenues are insufficient, it may be necessary to request voters to increase user fees and/or authorize revenue bonds.
  - k. The Capital Fund (funded by 70% of one percent (0.7%) sales tax) will pay for capital project needs which are not associated with enterprise revenues or which require supplemental funding.
  - l. Each year, the Capital Budget will attempt to include funds for capital needs of all related services.
  - m. The completion of arterial streets with existing paving gaps shall be a high priority, and scheduled within the Arterial Road Recoupment Fund when possible.
  - n. A sound financial program to maintain and upgrade existing section line roads shall be included.
  - o. The future impact on the operating budget is an important consideration when evaluating capital projects because it may be necessary to adjust those funds. Operating budget impact comments are included on each project sheet. In most instances, it is difficult to predict the dollar impact, so the following general categories are used: "positive" (will either generate some revenue to offset expenses or will reduce operating costs), "negligible" (operating expenses will increase no more than about \$10,000 per year), "slight" (operating expenses will increase between about \$10,001 & \$50,000 per year), "moderate" (operating expenses will increase between about \$50,001 & \$100,000 per year), or "high" (operating expenses will increase more than about \$100,001 per year).

## **6. AMENDMENTS**

In order for the five-year Capital Improvement Plan to remain a useful guide for public and private investment, it is necessary that it be flexible. City Council is the only body that can amend the CIP. Major reasons for amendments include the following:

- a. Change of Council policy,
- b. Annual budgeting process,
- c. Rescheduling approved projects,
- d. Adding new projects,
- e. Deleting projects,
- f. Changing the scope of approved projects,
- g. Changing financial assumptions or revenue projections, or
- h. Changing the 2025 LAND USE AND TRANSPORTATION PLAN.

All amendments shall be justified by incorporating:

- a. Detailed project description,
- b. Justification; and
- c. Funding

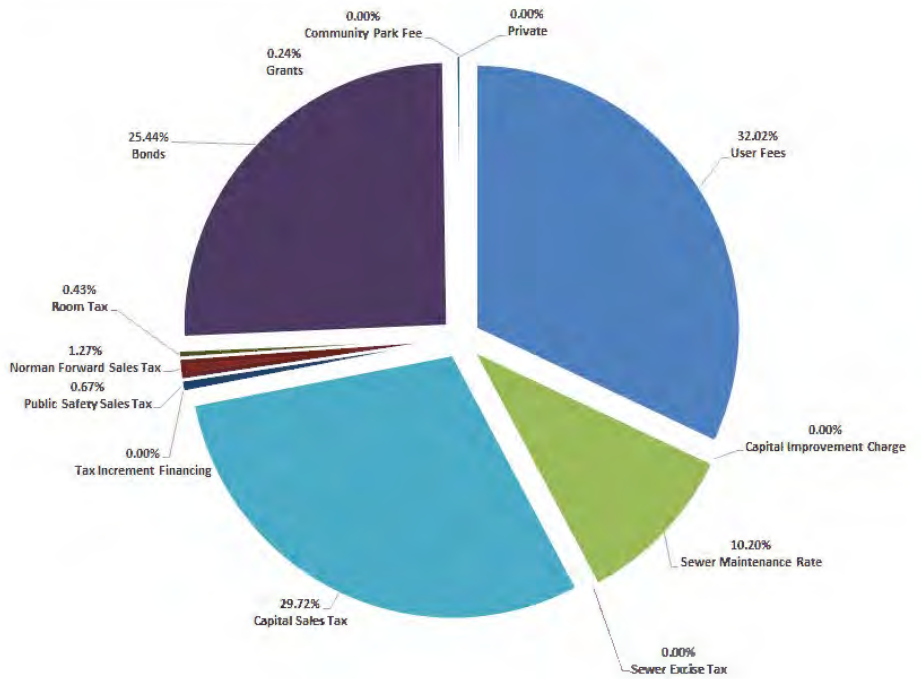
## **7. FYE 25 CAPITAL IMPROVEMENTS PROJECTS BUDGET**

The FYE 25 CIP includes revenues from several sources and expenditures for various purposes. The first chart illustrates sources of revenues expected in FYE 25 for spending on capital improvement projects. The second chart illustrates expenses for capital projects. This chart reflects anticipated revenues from all sources that are available in FYE 25 for capital projects. Most revenue sources are earmarked for specific purposes and are not available for anything else. Only revenues needed to meet FYE 25 needs are shown, but are not typically equal for any given fiscal year. User Fees provides the greatest proportion of revenue for capital projects at 32.02%, followed by Capital Sales Tax at 29.72%, and then Bonds at 25.44%.



**Sources of Revenue - All Capital Projects**

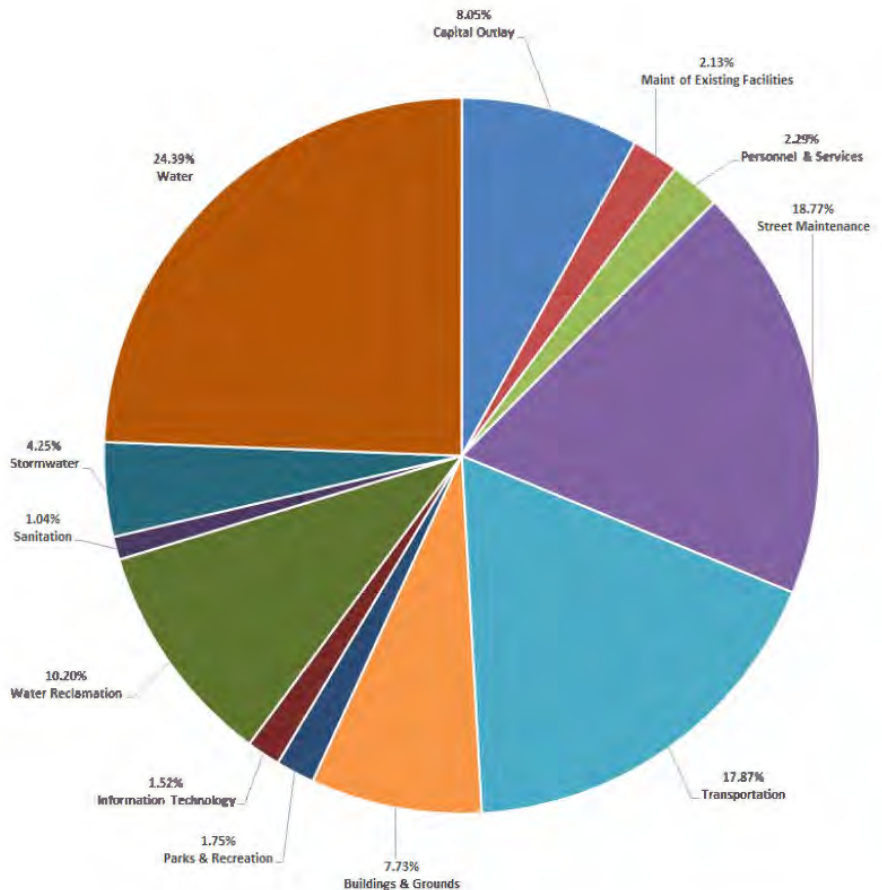
User Fees	\$18,453,000
Capital Improvement Charge	\$ 0
Sewer Maintenance Rate	\$ 5,880,000
Sewer Excise Tax	\$ 0
Capital Sales Tax	\$17,127,384
Tax Increment Financing	\$ 0
Public Safety Sales Tax	\$ 383,770
Norman Forward Sales Tax	\$ 730,000
Room Tax	\$ 250,000
Bonds	\$14,657,029
Grants	\$ 140,000
Private	\$ 0
Community Park Fee	\$ 0
<b>Total</b>	<b>\$57,621,183</b>



Due to the nature of capital projects, expenses may not occur in the year proposed, and balances may be carried forward, because most project expenses occur over several fiscal years. However, this chart represents new budget requests for FYE 25 only. The greatest shares are proposed for Water at 24.39%, followed by Street Maintenance at 18.77%, and then by Transportation at 17.87%.

**Capital Expenditure Sources - All Capital Projects**

Capital Outlay	\$4,724,655
Maint of Existing Facilities	\$1,225,877
Personnel & Services	\$1,233,225
Street Maintenance	\$11,689,747
Transportation	\$10,299,679
Buildings & Grounds	\$4,455,000
Parks & Recreation	\$1,010,000
Water Reclamation	\$5,880,000
Sanitation	\$600,000
Stormwater	\$2,450,000
Water	\$14,053,000
<b>Total</b>	<b>\$57,621,183</b>



Capital Outlay for non-enterprise related services are funded from the Capital Sales Tax in Fund 50. By policy, Council annually designates 27% of the projected new Capital Sales Tax revenue. Enterprise related capital outlay expenses are funded with enterprise sources.

In FYE 25, the largest portion of Capital Outlay Expenditures is for Fleet/Vehicles at 49.96% followed by Public Safety equipment at 20.65%, and other equipment at 14.82%. Expenditures for capital outlay from the Capital Fund in FYE 25 include the following:

Computer related equipment	\$ 534,002	11.29%
Public Safety equipment**	\$ 976,449	20.65%
Fleet/Vehicles***	\$ 2,362,460	49.96%
Other equipment	\$ 700,951	14.82%
Furniture/Appliances/Fixtures	\$ 12,500	0.26%
Undesignated outlay	\$ 142,022	3.00%
<b>Total</b>	<b>\$ 4,728,384</b>	<b>100.00%</b>

Notes:

\*\*\* Fleet/Vehicles includes police & fire fleet

\*\* Computer includes police and fire pcs




Photo courtesy of Visit Norman

# PUBLIC SAFETY SALES TAX FUND

CAPITAL IMPROVEMENTS PLAN

**PUBLIC SAFETY SALES TAX FUND – 15**

ASSUMPTIONS

1. This fund accounts for the proceeds of a specific revenue source that is legally restricted to expenditure for specific purposes.
2. Revenue is received in the form of a one-half percent (1/2%) special sales tax.
3. Projects are expected to be completed within a designated amount of time.
4. There are no proposed projects in FYE 25.

**FUND 15 DEDICATED PUBLIC SAFETY SALES TAX**

	FYE 23 ACTUAL	FYE 24 ADOPTED	FYE 24 ESTIMATED	FYE 25 PRELIMINARY	FYE 26 PROJECTED	FYE 27 PROJECTED	FYE 28 PROJECTED
1 Beginning Fund Balance	\$ 9,203,485	\$ 2,215,026	\$ 7,770,413	\$ 0	\$ 0	\$ (0)	\$ (0)
2							
3 Revenues:							
4 Sales Tax - Dedicated Public Safety	\$ 12,062,397	\$ 12,675,272	\$ 12,675,272	\$ 12,928,778	\$ 13,187,353	\$ 13,451,100	\$ 13,720,122
5 State Use Tax - Dedicated Public Safety	1,928,454	1,854,351	1,854,351	1,909,982	1,967,281	2,026,299	2,087,088
6 Interest / Other Income	259,164	50,000	50,000	50,000	50,000	50,000	50,000
7							
8 Subtotal	\$ 14,250,015	\$ 14,579,623	\$ 14,579,623	\$ 14,888,760	\$ 15,204,634	\$ 15,527,399	\$ 15,857,210
9							
10 I/F Transfer - General Fund	-	-	1,429,532	212,216	1,398,167	328,922	-
11 I/F Transfer - Capital Fund	-	-	476,511	70,739	466,055	109,641	-
12 SRO Reimbursement - NPS	664,814	698,055	698,055	732,957	769,605	808,086	848,490
13							
14 Subtotal	\$ 664,814	\$ 698,055	\$ 2,604,098	\$ 1,015,912	\$ 2,633,827	\$ 1,246,649	\$ 848,490
15							
16 Total Revenue	\$ 14,914,829	\$ 15,277,678	\$ 17,183,721	\$ 15,904,672	\$ 17,838,462	\$ 16,774,048	\$ 16,705,700
17							
18 Expenditures:							
19 Salary / Benefits	\$ 10,170,103	\$ 10,688,556	\$ 11,154,780	\$ 11,741,528	\$ 12,328,604	\$ 12,945,034	\$ 13,592,286
20 Supplies/Materials	551,146	613,719	762,094	699,584	706,580	713,646	720,782
21 Services/Maintenance	249,783	372,018	412,254	307,543	310,618	313,724	316,861
22 Internal Service	427,862	667,931	672,245	387,258	395,003	402,903	410,961
23 Capital Equipment	282,241	2,423,714	5,254,560	383,770	1,705,093	-	-
24 Capital Projects	2,789	-	-	-	-	-	-
25 Bond Project - '16 Issue	2,301,213	-	4,317,126	-	-	-	-
26 Debt Service	2,369,839	2,381,075	2,381,075	2,384,989	2,392,564	2,398,741	-
27							
28 Subtotal	\$ 16,354,976	\$ 17,147,013	\$ 24,954,134	\$ 15,904,672	\$ 17,838,462	\$ 16,774,048	\$ 15,040,890
29							
30 Audit Adjustments	(7,075)	-	-	-	-	-	-
31							
32 Subtotal	\$ (7,075)	\$ -	\$ -	\$ -	\$ -	\$ -	\$ -
33							
34 Total Expenditures	\$ 16,347,901	\$ 17,147,013	\$ 24,954,134	\$ 15,904,672	\$ 17,838,462	\$ 16,774,048	\$ 15,040,890
35							
36 Net Expenditures	\$ 16,347,901	\$ 17,147,013	\$ 24,954,134	\$ 15,904,672	\$ 17,838,462	\$ 16,774,048	\$ 15,040,890
37							
38 Net Difference	\$ (1,433,072)	\$ (1,869,335)	\$ (7,770,413)	\$ 0	\$ (0)	\$ (0)	\$ 1,664,810
39							
40 Ending Fund Balance	\$ 7,770,413	\$ 345,691	\$ 0	\$ 0	\$ (0)	\$ (0)	\$ 1,664,810
41							
42 Reserves:							
43 Reserve for encumbrances	\$ 2,672,968	\$ -	\$ -	\$ -	\$ -	\$ -	\$ -
44 Reserve for Bond Proceeds - 16 Issue	7,365,700	54,974	3,048,574	3,048,574	3,048,574	3,048,574	3,048,574
45 Reserved for PSST activities	(2,268,255)	290,717	(3,048,574)	(3,048,574)	(3,048,574)	(3,048,574)	(1,383,764)
46							
47 Total Reserves	\$ 7,770,413	\$ 345,691	\$ 0	\$ 0	\$ (0)	\$ (0)	\$ 1,664,810

**Public Safety Sales Tax Project Table**

**Fund 15**

Account Number	Project Number	Project Name	FYE 2024 Revised Budget	FYE 2025 Preliminary	FYE 2026	FYE 2027	FYE 2028	FYE 2029	BEYOND 5 YEARS
<b><u>Bond Funded Expenditures</u></b>									
15695523	BP0029	Emergency Communications Center	4,317,126	-	-	-	-	-	-
<b>Subtotal Bond Expenditures</b>			<b>\$ 4,317,126</b>	<b>\$ -</b>	<b>\$ -</b>	<b>\$ -</b>	<b>\$ -</b>	<b>\$ -</b>	<b>\$ -</b>
<b><u>Pay-go Funded Expenditures</u></b>									
15665143	FT0004	Fire Apparatus Replacement	4,185,622	-	-	-	-	-	-
15-		Capital Outlay	2,423,714	383,770	1,705,093	-	-	-	-
15-	FT	Fire Station 5 Reconstruction/Relocation	-	-	-	-	-	-	-
<b>Subtotal Pay-go Funded Expenditures</b>			<b>\$ 6,609,336</b>	<b>\$ 383,770</b>	<b>\$ 1,705,093</b>	<b>\$ -</b>	<b>\$ -</b>	<b>\$ -</b>	<b>\$ -</b>
<b>TOTAL PSST FUND 15 Expenditures</b>			<b>\$ 10,926,462</b>	<b>\$ 383,770</b>	<b>\$ 1,705,093</b>	<b>\$ -</b>	<b>\$ -</b>	<b>\$ -</b>	<b>\$ -</b>



Photos courtesy of  
Visit Norman

# CDBG FUND

## CAPITAL IMPROVEMENTS PLAN

# **COMMUNITY DEVELOPMENT BLOCK GRANT FUND – 21**

### ASSUMPTIONS

1. This fund accounts for the proceeds of a specific revenue source that is legally restricted to expenditure for specific purposes.
2. Revenue is received in the form of special grant reimbursement for capital projects.
3. There are two projects for FYE 25 totaling \$140,000.




COMMUNITY DEVELOPMENT - FUND 21

	FYE 23 ACTUAL	FYE 24 ADOPTED	FYE 24 ESTIMATED	FYE 25 PRELIMINARY
1 Beginning Fund Balance	\$ 3,946,059	\$ 3,946,059	\$ 3,634,875	\$ 3,634,875
2				
3 Revenues				
4 Other Revenues	\$ 2,181	\$ -	\$ -	\$ -
5 Grant Revenue	839,857	941,659	1,765,782	941,659
6 Home Grant Revenue	575,246	458,765	1,355,451	458,765
7 Emergency Shelter	(5,756)	-	-	-
8 CDBG_CV	310,084	-	137,801	-
9 CDBG_CV2	469,037	-	136,223	-
10 COC Planning Grant	-	-	-	-
11 ARPA	-	-	1,226,908	-
12 I/F Transf - Capital	-	-	-	-
13				
14 Total Revenue	\$ 2,190,649	\$ 1,400,424	\$ 4,622,165	\$ 1,400,424
15				
16 Expenditures				
17 Community Development 18	\$ 6,225	\$ -	\$ 76,825	-
18 Community Development 19	(995)	-	30,435	-
19 Community Development 20	7,948	-	246,032	-
20 Community Development 21	21,178	-	27,004	-
21 Community Development 22	28,770	-	38,357	-
22 CDBG Housing 22	53,381	-	239,747	-
23 Community Development 23	297,112	-	70,000	-
24 CDBG Public Svs 23	41,412	-	56,772	-
25 CDBG Housing 23	388,457	-	38,951	-
26 FY16 Home Grant	-	-	8,274	-
27 Community Development 24	-	187,850	327,850	-
28 CDBG Housing 24	-	419,689	419,689	-
29 CDBG Public Svs 24	-	334,120	194,120	-
30 Community Development 25	-	-	-	180,540
31 CDBG Housing 25	-	-	-	165,000
32 CDBG Public Svs 25	-	-	-	453,220
33 CDBG Neighborhood Initiatives 25	-	-	-	142,899
34 FY17 Home Grant	-	-	-	-
35 FY18 Home Grant	58,691	-	-	-
36 FY19 Home Grant	208,804	-	-	-
37 FY20 Home Grant	283,435	-	29,519	-
38 FY21 Home Grant	1,444	-	414,654	-
39 FY23 Home Grant	20,024	-	444,239	-
40 FY24 Home Grant	-	458,765	458,765	-
41 FY25 Home Grant	-	-	-	458,765
42 Emergency Shelter Grant	-	-	-	-
43 Accruals/Adjustments	320,196	-	-	-
44 COC Planning Grant	-	-	-	-
45 CDBG-CV	310,084	-	137,801	-
46 CDBG-CV2	455,667	-	136,223	-
47 ARPA	-	-	1,226,908	-
48				
49 Subtotal	\$ 2,501,833	\$ 1,400,424	\$ 4,622,165	\$ 1,400,424
50 I/F Transf - Capital	-	-	-	0
51				
52 Total Expenditures	\$ 2,501,833	\$ 1,400,424	\$ 4,622,165	\$ 1,400,424
53				
54 Net Difference	\$ (311,184)	\$ -	\$ -	\$ -
55				
56 Ending Fund Balance	\$ 3,634,875	\$ 3,946,059	\$ 3,634,875	\$ 3,634,875
57				
58 Reserves:				
59 Reserve for Contingency	3,634,875	3,946,059	3,634,875	3,634,875
60				
61 Total Reserves	3,634,875	3,946,059	3,634,875	3,634,875

**Community Development Block Grant Project Table  
Fund 21**

Acct No	Project Number	Project Name	FYE 2024 Revised Budget	FYE 2025 Preliminary	FYE 2026	FYE 2027	FYE 2028	FYE 2029	BEYOND 5 YEARS
21240297	GC0072	CDBG Land Acquisition RFPs	25,000	-	-	-	-	-	-
21240007	GC0080	Original Townsite Street Improvements B19	246,032	-	-	-	-	-	-
21240011	GC0084	Senior Center Kitchen Rehabilitation	45,186	-	-	-	-	-	-
21240011	GC0085	Non-Profit Rehabilitation B-20	1,817	-	-	-	-	-	-
21240023	GC0091	Senior Center Kitchen Rehab FYE 23	70,000	-	-	-	-	-	-
21240303	GC0094	Affordable Rental Housing - ARPA	1,226,908	-	-	-	-	-	-
21240027	GC0095	FY 24 Habitat Acquisition	40,000	-	-	-	-	-	-
21240028	GC0096	FY 24 NHA Land Acquisition	200,615	-	-	-	-	-	-
21240029	GC-	FYE 25 Habitat Acquisition	-	40,000	-	-	-	-	-
21240027	GC-	FYE 25 NHA Land Acquisition	-	100,000	-	-	-	-	-
<b>TOTAL CDBG FUND 21 PROJECTS</b>			<b>\$ 1,855,558</b>	<b>\$ 140,000</b>	<b>\$ -</b>	<b>\$ -</b>	<b>\$ -</b>	<b>\$ -</b>	<b>\$ -</b>



**City of Norman**  
 Capital Improvement Project Sheet  
 Fiscal Year Ending 2025

Project Title: FYE 25 Habitat Acquisition Project Type: Transportation w/ St or Fedl Funds  
 Project Category: \_\_\_\_\_ Project Number: GC  
 Department: Planning Account Number: 21240031 - 46101  
 Manager: Lisa D. Krieg Begin & End Dates: 7/1/2024 To 6/30/2025  
 Ward(s): \_\_\_\_\_ Life Expectancy: \_\_\_\_\_

**Detailed Project Description:**

Funding provided by the Community Development Block Grant Program within the B24 - Fifth Year Action Plan for Acquisition of Property by Rose Rock Habitat for Humanity, Inc. Property acquisition may include nonresidential or residential property to be utilized for affordable housing.

**: Expenditure Schedule Through Account 21240031 - 46101 by Fiscal Year:**

Account & Object	Total ALL Fiscal Years	Actual Prior Years	Budget FYE 2024	FYE 2025	FYE 2026	FYE 2027	FYE 2028	FYE 2029	Beyond 5 Years
46201 - DESIGN	\$0								
46001 LAND	\$150,000	\$70,000	\$40,000	\$40,000					
46701 UTILITIES	\$0								
46101 CONST	\$0								
46301 MATLS	\$0								
<b>TOTAL</b>	<b>\$150,000</b>	<b>\$70,000</b>	<b>\$40,000</b>	<b>\$40,000</b>	<b>\$0</b>	<b>\$0</b>	<b>\$0</b>	<b>\$0</b>	<b>\$0</b>

**Operating Impact:** Negligible Fund(s) Impacted

**This Project Needs Assistance From:** Bldg Maint  IT  Pub Wks  Utils  Parks

**Reimbursable Account?**

**Is This Project Funded From More Than One Source?** No

If Yes, Please Specify Which Sources:

\*Project includes multiple city funds or State and Federal funds.



**City of Norman**  
 Capital Improvement Project Sheet  
 Fiscal Year Ending 2025

Project Title: FYE 25 NAHC Acquisition Project Type: Transportation w/ St or Fedl Funds  
 Project Category: \_\_\_\_\_ Project Number: GC  
 Department: Planning Account Number: 21240031 - 46101  
 Manager: Lisa D. Krieg Begin & End Dates: 7/1/2024 To 6/30/2025  
 Ward(s): \_\_\_\_\_ Life Expectancy: \_\_\_\_\_

**Detailed Project Description:**

Funding provided by the Community Development Block Grant Program within the B24 - Fifth Year Action Plan for Acquisition of Property by Norman Affordable Housing Corporation. Property acquisition may include nonresidential or residential property to be utilized for affordable housing.

**: Expenditure Schedule Through Account 21240031 - 46101 by Fiscal Year:**

Account & Object	Total ALL Fiscal Years	Actual Prior Years	Budget FYE 2024	FYE 2025	FYE 2026	FYE 2027	FYE 2028	FYE 2029	Beyond 5 Years
46201 - DESIGN	\$0								
46001 LAND	\$780,515	\$480,000	\$200,515	\$100,000					
46701 UTILITIES	\$0								
46101 CONST	\$0								
46301 MATLS	\$0								
<b>TOTAL</b>	<b>\$780,515</b>	<b>\$480,000</b>	<b>\$200,515</b>	<b>\$100,000</b>	<b>\$0</b>	<b>\$0</b>	<b>\$0</b>	<b>\$0</b>	<b>\$0</b>

**Operating Impact:** Negligible Fund(s) Impacted

**This Project Needs Assistance From:** Bldg Maint  IT  Pub Wks  Utils  Parks

**Reimbursable Account?**

**Is This Project Funded From More Than One Source?** No

If Yes, Please Specify Which Sources:

\*Project includes multiple city funds or State and Federal funds.



# SPECIAL REVENUE FUND

## CAPITAL IMPROVEMENTS PLAN

### **SPECIAL REVENUE FUND - 22**

#### ASSUMPTIONS

1. This fund accounts for the proceeds of specific revenue sources that are legally restricted to expenditure for specific purposes.
2. Revenues are received in the form of special grants for capital projects. Local match is typically budgeted in the fund that is its source.
3. Projects are typically completed within a short amount of time and future programming is rare.
4. Agencies approve grants at various times throughout the year.
5. Council will be presented with proposals as projects and funding becomes available in the future.

**SPECIAL GRANTS - FUND 22**

	FYE 23 ACTUAL	FYE 24 ADOPTED	FYE 24 ESTIMATED	FYE 25 PRELIMINARY
1 Beginning Fund Balance	\$ 135,186	\$ 2,458,226	\$ 6,085,571	\$ 6,085,571
2				
3 Revenues				
4 Okla. Highway Grant-DRE Training	\$ -	\$ -	\$ -	\$ -
5 County Court DUI Fines	16,192	-	-	21,316
6 Safe Oklahoma Grant	1,690,147	-	-	-
7 SHPO/CLG Grant	8,647	1,016	19,391	-
8 Emergency Management Planning Grant	86,162	-	36,213	-
9 Homeland Security	-	-	48,538	-
10 Traffic & Alcohol Enforcement	(15,566)	-	-	-
11 Jag Grant	73,416	-	57,782	-
12 DOJ BJA Grant	-	-	-	-
Traffic Control	8,333	-	378,548	-
13 ACOG Fleet Conversion	-	-	306,000	-
14 Sutton Wilderness	25,500	-	85,700	-
15 FTA Grant - Elec Bus	672,169	-	2,322,904	-
16 FTA Grant - Charging Stations	11,195	-	284	-
17 Wash Facility ARPA	456,106	-	350,140	-
18 Midway Drive Drainage	135,337	-	52,163	-
19 Imhoff Creek Stabilization	-	-	3,000,000	-
20 The Vinyard Detention Drainage	170,559	-	499,634	-
21 I/F Transf - Capital	5,701,588	-	-	-
22 I/F Transf - GF	31,247	-	-	-
23 Other Revenue/audit accruals	-	-	-	-
24 Firehouse Art Center Grant	-	-	325,000	-
25 VOCA Grant	26,272	55,561	127,050	-
26 BOR Grant	-	-	-	-
27 Arts & Humanities - ARPA	-	-	-	-
28 Business Incubator ARPA	1,000,000	-	-	-
29 Affordable Housing ARPA	558,762	-	-	-
30 EOC - ARPA	787,321	-	9,162,679	-
31 Incentives - ARPA	-	-	-	-
Social Services - ARPA	1,893,160	-	5,654,216	-
12th & Highmeadows Dr.	-	-	1,630,683	-
Tree Matching Grant	-	-	10,000	-
Interest income	217,711	-	-	-
32				
33 Subtotal	\$ 13,554,258	\$ 56,577	\$ 24,066,925	\$ 21,316
34				
35 Total Revenue	\$ 13,554,258	\$ 56,577	\$ 24,066,925	\$ 21,316
36				
37 Expenditures				
38 DUI Enforcement	\$ 2,639	\$ -	\$ -	\$ 21,316
73 Safe Oklahoma Grant	59,464	-	-	-
40 SHPO/CLG Grant	8,407	1,016	19,391	-
41 Homeland Security	-	-	48,538	-
42 Traffic & Alcohol Enforcement	10,175	-	-	-
43 Audit Adj/Encumbrances	779,080	-	-	-
44 Jag Grant	52,301	-	57,782	-
45 DOJ BJA Grant	-	-	-	-
46 Emergency Management Planning Grant	75,654	-	36,213	-
47 Traffic Control	24,333	-	378,548	-
48 ACOG Fleet Conversion	-	-	306,000	-
49 FTA Grant - Elec Bus	647,500	-	2,322,904	-
50 FTA Grant - Charging Stations	32,200	-	284	-
51 Wash Facility ARPA	456,107	-	350,140	-
52 Midway Drive Drainage	135,337	-	52,163	-
53 Imhoff Creek Stabilization ARPA	-	-	3,000,000	-
54 The Vinyard Detention Drainage	170,559	-	499,634	-
55 Emergency Management Grant	-	-	-	-
56 Sutton Wilderness	25,500	-	85,700	-
57 Firehouse Art Center Grant	-	-	325,000	-
58 VOCA Grant	26,272	55,561	127,050	-
59 Stormwater Quality Grant	-	-	-	-
60 Arts & Humanities - ARPA	-	-	-	-
61 EOC - ARPA	787,321	-	9,162,679	-
62 Incentives - ARPA	-	-	-	-
63 Business Incubator ARPA	1,000,000	-	-	-
64 Affordable Housing ARPA	558,762	-	5,654,216	-
Social Services ARPA	1,893,160	-	-	-
12th & Highmeadows Dr.	-	-	1,630,683	-
Tree Matching Grant	-	-	10,000	-
65				
66 Subtotal	\$ 6,744,771	\$ 56,577	\$ 24,066,925	\$ 21,316
67 I/F Transf - Capital	859,102	-	-	-
68				
69 Total Expenditures	\$ 7,603,873	\$ 56,577	\$ 24,066,925	\$ 21,316
70				
71 Net Difference	\$ 5,950,385	\$ -	\$ -	\$ -
72				
73 Ending Fund Balance	\$ 6,085,571	\$ 2,458,226	\$ 6,085,571	\$ 6,085,571
74				
75 Reserved for County DUI Program	\$ 388,937	\$ 375,384	\$ 388,937	\$ 388,937
76 Unreserved	4,909,313	2,082,842	5,696,634	5,696,634
77				
78 Total Reserves	\$ 6,085,571	\$ 2,458,226	\$ 6,085,571	\$ 6,085,571

**Special Revenue Fund Project Table  
Fund 22**

Acct No	Project Number	Project Name	FYE 2024 Revised Budget	FYE 2025 Preliminary	FYE 2026	FYE 2027	FYE 2028	FYE 2029	BEYOND 5 YEARS
<b>EXPENDITURES</b>									
22695523	BG0083	Emergency Operations Center ARPA	9,162,679	-	-	-	-	-	-
22550480	BG0085	Bus Stops, New	120,000	-	-	-	-	-	-
22550480	BG0086	City Hall Electric Vehicle Charging Station	186,000	-	-	-	-	-	-
22596688	BG0087	Traffic Management Center PayGo	378,548	-	-	-	-	-	-
22590303	BG0260	Northbase Ph2 Vehicle Wash Facility	350,146	-	-	-	-	-	-
22595528	DR0020	The Vineyard Detn Draing	499,633	-	-	-	-	-	-
22592214	DR0022	Norman Midway Drive Project Scoping	31,447	-	-	-	-	-	-
22592214	DR0023	Norman Flood Warning System Development	20,715	-	-	-	-	-	-
22595303	DR0062	Imhoffe Creek Stabilization	3,000,000	-	-	-	-	-	-
22790074	PC0025	Sutton Wilderness Rec Trails Grant	85,700	-	-	-	-	-	-
22796638	PR0026	Firehouse Art Center Addition	325,000	-	-	-	-	-	-
22799966	PR0212	Tree Program Matching Funds	10,000	-	-	-	-	-	-
22590079	TR0051	12th Ave NE & High Meadows	1,630,682	-	-	-	-	-	-
<b>TOTAL SPECIAL REVENUE FUND 22 PROJECTS</b>			<b>\$ 15,800,550</b>	<b>\$ -</b>	<b>\$ -</b>	<b>\$ -</b>	<b>\$ -</b>	<b>\$ -</b>	<b>\$ -</b>





Jim Bumgarner (James Garner) and a childhood friend, Pud Jackson, standing just east of where his statue is now, in downtown Norman, OK.

photo courtesy of Scott Bumgarner (nephew)

# ROOM TAX FUND

## CAPITAL IMPROVEMENTS PLAN

### **ROOM TAX FUND - 23**

#### ASSUMPTIONS


1. The referendum of July 15, 1980 authorized collection and delineated disbursement of a 4% Hotel/Motel Room Tax. Approximately 25% of the Room Tax Revenues (net of Administrative Fees) are specifically to be used for visible, image enhancing projects. April 2, 2013 Voters authorized increasing the Room Tax rate to 5%. This amount was reduced to 4% in FYE 18 due to budgetary constraints.
2. There is one scheduled project in FYE 25 totaling \$250,000.

**ROOM TAX - FUND 23**

	FYE 23 ACTUAL	FYE 24 ADOPTED	FYE 24 ESTIMATED	FYE 25 PRELIMINARY	FYE 26 PROJECTED	FYE 27 PROJECTED	FYE 28 PROJECTED
1 Beginning Fund Balance	\$ 811,443	\$ 529,926	\$ 1,018,206	\$ 925,378	\$ 805,048	\$ 1,293,369	\$ 1,807,516
2							
3 Revenues	\$ 2,209,338	\$ 3,439,166	\$ 3,439,166	\$ 3,718,750	\$ 3,830,313	\$ 3,945,222	\$ 4,063,579
4 Taxes	17,022	2,500	2,500	2,500	2,500	2,500	2,500
5 Interest/Investment Income	-	-	-	-	-	-	-
6 I/F Transf - Westwood Fund	-	-	-	-	-	-	-
7 Bond Proceeds - 2021 Note	-	-	-	-	-	-	-
8							
9 Total Operating Revenues	\$ 2,226,360	\$ 3,441,666	\$ 3,441,666	\$ 3,721,250	\$ 3,832,813	\$ 3,947,722	\$ 4,066,079
10							
11 Expenditures	\$ 86,815	\$ 137,667	\$ 137,667	\$ 148,750	\$ 153,313	\$ 157,909	\$ 162,643
12 Administration	412,500	826,000	826,000	892,500	919,875	947,453	975,859
13 Arts & Humanities	180,145	175,000	183,249	250,000	-	-	-
14 Parks Capital Projects	901,250	1,958,000	1,958,000	2,119,688	1,839,750	1,894,906	1,951,718
15 Conventions/Visitor Bureau	-	-	-	-	-	-	-
16 I/F Transf - Norman Forward Fund	428,122	429,578	429,578	430,642	431,554	433,306	434,897
17 Debt Service - 2021 Note	10,765	-	-	-	-	-	-
18 Carryover Encumbrances/Audit Adj.	-	-	-	-	-	-	-
19							
20 Total Expenditures	\$ 2,019,597	\$ 3,526,245	\$ 3,534,494	\$ 3,841,580	\$ 3,344,492	\$ 3,433,574	\$ 3,525,117
21							
22							
23 Net Difference	\$ 206,763	\$ (84,579)	\$ (92,828)	\$ (120,330)	\$ 486,321	\$ 514,148	\$ 540,962
24							
25 Ending Fund Balance	\$ 1,018,206	\$ 445,347	\$ 925,378	\$ 805,048	\$ 1,293,369	\$ 1,807,516	\$ 2,348,478
26							
27 Reserves:							
28 Reserved for Administration	\$ (10,765)	\$ 1	\$ -	\$ 100	\$ 100	\$ 100	\$ 100
29 Reserved for Arts & Humanities	140,383	17,997	140,383	141,008	141,008	141,008	141,008
30 Reserved for Parks & Rec.	258,799	348,335	471,972	684,455	1,172,776	1,686,923	2,227,885
31 Reserved for Conv. & Tourism	629,788	79,015	313,024	(20,415)	(20,415)	(20,414)	(20,415)
32							
33 Total Reserves	\$ 1,018,205	\$ 445,347	\$ 925,378	\$ 805,148	\$ 1,293,469	\$ 1,807,616	\$ 2,348,578

**Room Tax Fund Project Table  
Fund 23**

Acct No	Project Number	Project Name	FYE 2024 Revised Budget	FYE 2025 Preliminary	FYE 2026	FYE 2027	FYE 2028	FYE 2029	BEYOND 5 YEARS
<b>EXPENDITURES</b>									
23798815	RT0008	12th Avenue Tennis Court Renovation	870	-	-	-	-	-	-
23798814	RT0087	Sooner Theatre Seat Replace & Interiors (match)	39	-	-	-	-	-	-
23796627	RT0090	Historic Museum Parking	4,843	-	-	-	-	-	-
23793364	RT0091	Westwood Tennis Center Improvements	155,308	250,000	-	-	-	-	-
23794442	RT0092	Westwood Park Masterplan	25,000	-	-	-	-	-	-
<b>TOTAL ROOM TAX FUND 23 PROJECTS</b>			<b>\$ 186,060</b>	<b>\$ 250,000</b>	<b>\$ -</b>	<b>\$ -</b>	<b>\$ -</b>	<b>\$ -</b>	<b>\$ -</b>



**City of Norman**  
 Capital Improvement Project Sheet  
 Fiscal Year Ending 2025

Project Title: <u>Westwood Tennis Center Improvements</u>	Project Type: <u>Parks &amp; Recreation</u>
Project Category: <u>Parks and Recreation</u>	Project Number: <u>RT0091</u>
Department: <u>Parks and Recreation</u>	Account Number: <u>23793364</u>
Manager: <u>Josh Holman</u>	Begin & End Dates: <u>7/1/2023 To 6/30/2030</u>
Ward(s): <u>8</u>	Life Expectancy: <u>25 Years</u>

**Detailed Project Description:**

Since the addition of the new 2-court indoor facility was completed as part of the NORMAN FORWARD program, there has been an increase in year-round activity at the Westwood Tennis Facility. Also, there has been an increase in participation in Pickleball, which is a modified version of tennis played on the same courts, just in a smaller area around the net. Due to the increased activity, the court surfaces must be kept playable, which requires regular re-surfacing by qualified tennis court construction contractors. This is the only way to keep us qualified to host US Tennis Association (USTA) events. We have started a project to re-surface all of the outdoor courts over the current and the next fiscal years. We also need to replace the old incandescent court light fixtures on the oldest courts with modern LED box fixtures, add walkways to connect the pro shop to the courts west of the building, add a drinking fountain inside of the pro shop, and improve the site furnishings and drainage around the facility. Future phases of work would include the construction of either 4 outdoor pickleball courts east of the tennis courts or to build an indoor pickleball facility in that space--both of which would increase the year-round usage of the facility. These types of projects will likely be included as part of the Westwood Park Master Plan budgeted in FYE2024, and being completed at the time of this budget request. Keeping the courts playable and sanctioned is the focus of this work.

**: Expenditure Schedule Through Account 23793364 by Fiscal Year:**

Account & Object	Total ALL Fiscal Years	Actual Prior Years	Budget FYE 2024	FYE 2025	FYE 2026	FYE 2027	FYE 2028	FYE 2029	Beyond 5 Years
46201 - DESIGN	\$0								
46001 LAND	\$0								
46701 UTILITIES	\$0								
46101 CONST	\$400,000		\$150,000	\$250,000					
46301 MATLS	\$0								
<b>TOTAL</b>	<b>\$400,000</b>	<b>\$0</b>	<b>\$150,000</b>	<b>\$250,000</b>	<b>\$0</b>	<b>\$0</b>	<b>\$0</b>	<b>\$0</b>	<b>\$0</b>

**Operating Impact:** Negligible Capital Fund

If funding allows, we propose this project be a Room Tax project, as has already been done for the first two years of funding. Otherwise, we will request the ongoing improvements be approved via Capital Fund. Whichever fund is identified, the court resurface needs to be done ASAP, to avoid being dropped from USTA consideration.

**This Project Needs Assistance From:**

Bldg Maint	IT	Pub Wks	Utils	Parks
<input checked="" type="checkbox"/>	<input type="checkbox"/>	<input type="checkbox"/>	<input checked="" type="checkbox"/>	<input checked="" type="checkbox"/>

**Reimbursable Account?**

**Is This Project Funded From More Than One Source?** No

If Yes, Please Specify Which Sources:

\*Project includes multiple city funds or State and Federal funds.




Photo courtesy of Visit Norman

# PUBLIC TRANSPORTATION FUND

## CAPITAL IMPROVEMENTS PLAN

### **PUBLIC TRANSPORTATION FUND - 27**

#### ASSUMPTIONS

1. This fund accounts for the proceeds of specific revenue sources that are legally restricted to expenditure for specific purposes.
2. No projects are scheduled for FYE 25. Council will be presented with proposals as projects and funding become available in the future.

## Public Transportation & Parking Fund (27)

	FYE 23 ACTUAL	FYE 24 ADOPTED	FYE 24 ESTIMATED	FYE 25 PRELIMINARY	FYE 26 PROJECTED	FYE 27 PROJECTED	FYE 28 PROJECTED
1 Beginning Fund Balance	\$ 1,535,769	\$ 0	\$ 508,504	\$ 164,250	\$ 337,618	\$ 0	\$ 0
2							
3 Revenues							
4 Fare Sales	\$ 13,872	\$ 12,000	\$ 12,000	\$ 12,000	\$ 12,000	\$ 12,000	\$ 12,000
5 Advertising Fees	3,003,173	2,360,933	2,360,933	2,360,933	2,360,933	2,360,933	2,360,933
6 Grant Revenue - FTA	292,897	150,000	150,000	207,400	207,400	207,400	207,400
7 Grant Revenue - ODOT PTRF	450,000						
8 Grant Revenue - Other	3,015,600	3,168,818	3,168,818	3,232,194	3,296,838	3,362,775	3,430,031
9 Sales Tax	482,113	472,633	472,633	491,539	511,200	531,648	552,914
10 Use Tax				300,000	306,000	312,120	318,362
11 Parking Fees				50,000	50,000	50,000	50,000
12 Misc	62,500	50,000	50,000				
13 Interest Income	32,382						
14							
15 Subtotal	\$ 7,352,537	\$ 6,214,384	\$ 6,214,384	\$ 6,654,066	\$ 6,744,371	\$ 6,836,876	\$ 6,931,640
16 I/F Transf - General Fund	\$ 2,872,484	\$ 615,694	\$ 3,060,134	\$ -	\$ 76,947	\$ 425,591	\$ 437,267
17 I/F Transf - Capital Fund							
18							
19 Total Revenue	\$ 10,225,021	\$ 6,830,078	\$ 9,274,518	\$ 6,654,066	\$ 6,821,318	\$ 7,262,467	\$ 7,368,907
20							
21 Expenditures							
22 Salaries & Benefits	\$ 799,929	\$ 816,486	\$ 816,486	\$ 884,634	\$ 928,866	\$ 975,309	\$ 1,024,074
23 Supplies & Materials	438,400	463,631	488,218	365,844	369,502	373,197	376,929
24 Services & Maintenance	4,303,783	4,883,912	6,100,316	5,130,592	5,181,898	5,233,717	5,286,054
25 Internal Service	4,138	36,050	36,050	77,128	78,671	80,244	81,849
26 Capital Equipment	1,325,851	630,000	2,177,702	22,500	600,000	600,000	600,000
27 Capital Projects	22,410						
28 Audit adjustments	1,076,499						
29							
30 Subtotal	\$ 7,971,010	\$ 6,830,079	\$ 9,618,772	\$ 6,480,698	\$ 7,158,937	\$ 7,262,467	\$ 7,368,907
31							
32 I/F Transf - General Fund	\$ 3,101,276	\$ -	\$ -	\$ -	\$ -	\$ -	\$ -
33 I/F Transf - Capital Fund	\$ 180,000	\$ -	\$ -	\$ -	\$ -	\$ -	\$ -
34							
35 Total Expenditures	\$ 11,252,286	\$ 6,830,079	\$ 9,618,772	\$ 6,480,698	\$ 7,158,937	\$ 7,262,467	\$ 7,368,907
36							
37 Net Difference	\$ (1,027,265)	\$ (1)	\$ (344,254)	\$ 173,368	\$ (337,618)	\$ (0)	\$ 0
38							
39 Ending Fund Balance	\$ 508,504	\$ (0)	\$ 164,250	\$ 337,618	\$ 0	\$ 0	\$ 0
40							
41 Reserves	\$ -	\$ -	\$ -	\$ -	\$ -	\$ -	\$ -
42							
43 Unreserved	508,504	(0)	164,250	337,618	0	0	0
44							
45 Total Reserves	\$ 508,504	\$ (0)	\$ 164,250	\$ 337,618	\$ 0	\$ 0	\$ 0



**Public Transportation & Parking Fund Project Table**

**Fund 27**

Acct No	Project Number	Project Name	FYE 2024 Revised Budget	FYE 2025 Preliminary	FYE 2026	FYE 2027	FYE 2028	FYE 2029	BEYOND 5 YEARS
<b>EXPENDITURES</b>									
27590078	BG0084	North Base EV Charger - FTA	284	-	-	-	-	-	-
<b>TOTAL TRANSIT FUND 27 PROJECTS \$</b>			<b>284 \$</b>	<b>- \$</b>	<b>- \$</b>	<b>- \$</b>	<b>- \$</b>	<b>- \$</b>	<b>- \$</b>



WARNER BROS. PRESENTS  
PROPERTY OF NATIONAL SCREEN SERVICE CORP. LICENSED FOR DISPLAY ONLY IN CONNECTION WITH THE EXHIBITION  
OF THIS PICTURE AT YOUR THEATRE. MUST BE RETURNED IMMEDIATELY THEREAFTER.

JAMES GARNER · EDMOND O'BRIEN in "UP PERISCOPE"

WARNERSCOPE®  
TECHNICOLOR®

Produced by AUBREY SCHENCK  
Directed by GORDON DOUGLAS

COPYRIGHT 1958 WARNER BROS. PICTURES DISTRIBUTING CORPORATION. PERMISSION  
GRANTED FOR NEWSPAPERS AND MAGAZINE REPRODUCTION. MADE IN U.S.A.

59/53

Photo courtesy of Visit Norman

# WATER FUND

# CAPITAL IMPROVEMENTS PLAN

## WATER FUND - 31

### ASSUMPTIONS


1. The primary basis for project selection and priorities include:
  - Water Master Plan recommendations,
  - Maintenance records,
  - Size - all lines under 6" should be replaced to provide pressures for adequate fire flows and the ability to connect standard 6" fire hydrants and meet State Health Department Standards,
  - Infrastructure projects nearby - all water projects should be coordinated with street projects so as not to cause damage to recently improved streets and duplication of work,
  - Age and materials - older lines are generally constructed of substandard materials or are deteriorating, and should be replaced with materials meeting current standards, and
  - Demand - all lines less than 6" serving more than four houses are very critical and should be higher priority.
  - Studies and Reports (i.e. Water system Computer Modeling, Arsenic Study, WTP Engineering Study, et al)
2. There should be a balance of improvements to all parts of the water system. Each year there should be improvements to supply, transmission, treatment, distribution, feeder lines and storage of potable water.
3. Staffing level and equipment capabilities in the Line Maintenance Division will not increase or decrease and present abilities to replace lines will remain stable. This division can currently install lines up to 8" in diameter.
4. All Projects will be scheduled on a PAYGO basis until and unless the voters approve revenue bonds.
5. Revenues from the Capital Improvements Charge (CIC) shall be used for water line replacement and construction of new lines.
6. Voters approved a water rate increase on September 12, 1995 to fund additional wells and distribution lines.
7. Voters approved an incremental water rate increase on May 10, 1999 for high volume residential users to promote water conservation and pay for increased water supply beyond the resources available.
8. On March 7, 2006, the voters approved a water rate hike to fund an increase in water capacity and enhanced maintenance at the water treatment plant, as well as new treatment units to reduce taste and odor problems. Cost overruns are shown as Pay-Go expenses.
9. New funding for eleven pay-go projects are included for funding in FYE 25 totaling \$14,053,000.

**WATER - Fund 31**

	FYE 23 ACTUAL	FYE 24 ADOPTED	FYE 24 ESTIMATED	FYE 25 PRELIMINARY	FYE 26 PROJECTED	FYE 27 PROJECTED	FYE 28 PROJECTED
1 Beginning Fund Balance	\$ 32,465,109	\$ 4,694,259	\$ 33,831,700	\$ 5,133,195	\$ 1,264,777	\$ 925,599	\$ 1,414,963
2							
3 Operating Revenues:							
4 Enterprise Fund Fees/Chgs	\$ 23,358,646	\$ 21,896,400	\$ 24,696,400	\$ 30,000,000	\$ 30,600,000	\$ 31,212,000	\$ 31,836,240
5 Connection Fee	705,688	832,320	832,320	848,966	865,946	883,265	900,930
6 Capital Improvement Charge	1,589,833	1,421,791	1,436,009	1,436,009	1,450,369	1,464,873	1,479,522
7 Cost Allocation	805,976	832,425	832,425	841,392	848,806	858,304	866,887
8							
9 Total Operating Revenues	\$ 26,460,143	\$ 24,782,936	\$ 27,782,936	\$ 33,126,367	\$ 33,766,121	\$ 34,418,442	\$ 35,083,579
10							
11 Operating Expenditures:							
12 Salaries / Benefits	\$ 4,806,985	\$ 5,069,774	\$ 5,088,774	\$ 5,412,415	\$ 5,683,036	\$ 5,967,188	\$ 6,265,547
13 Supplies / Materials	3,196,972	3,352,012	3,484,305	3,536,083	3,571,444	3,607,158	3,643,230
14 Services / Maintenance	2,728,961	3,374,667	3,473,799	3,381,334	3,415,147	3,449,299	3,483,792
15 Internal Services	319,666	401,240	401,240	407,875	416,033	424,353	432,840
16 Cost Allocations	1,959,021	2,187,651	2,187,651	2,283,000	2,285,630	2,308,486	2,331,571
17 Employee Turnover Savings		(76,047)	(76,047)	(81,186)	(85,246)	(89,508)	(93,983)
18							
19 Total Operating Expenditures	\$ 13,011,605	\$ 14,309,297	\$ 14,559,722	\$ 14,919,521	\$ 15,286,044	\$ 15,666,976	\$ 16,062,997
20							
21 Net Operating Revenue	\$ 13,448,538	\$ 10,473,639	\$ 13,223,214	\$ 18,206,847	\$ 18,480,077	\$ 18,751,465	\$ 19,020,582
22							
23 Other Revenues:							
24 Interest Income	\$ 799,873	\$ 120,000	\$ 120,000	\$ 120,000	\$ 120,000	\$ 120,000	\$ 120,000
25 Other Misc. Revenue	435,789	-	-	-	-	-	-
26 Revenue Bond Proceeds	-	-	15,000,000	-	-	-	-
27 Grant Revenue	-	-	2,000,000	-	-	-	-
28							
29 Total Other Revenues	\$ 1,235,662	\$ 120,000	\$ 17,120,000	\$ 120,000	\$ 120,000	\$ 120,000	\$ 120,000
30							
31 Other Expenditures:							
32 Audit Accruals/Adj/Encumbrances	127,502						
33 Master Conservancy Debt	\$ 264,829	\$ 334,884	\$ 334,884	\$ 334,315	\$ 333,797	\$ 263,200	\$ 263,200
34 Debt Service - 15 Issue	1,480,034	1,476,119	1,476,119	1,486,619	1,491,319	740,275	-
35 Debt Service - 16 Issue	770,060	771,732	771,732	767,071	772,129	771,742	771,075
36 Debt Service - 17 Issue	1,994,641	1,996,641	1,996,641	1,996,641	1,996,641	1,996,641	1,996,641
37 Debt Service - 18 Issue	889,508	893,025	893,025	893,455	892,585	890,415	889,745
38 Debt Service - 22 Issue	1,973	139,184	139,184	728,600	1,176,487	1,170,065	1,163,158
39 Capital Projects	6,188,406	8,112,000	34,504,468	14,063,000	10,473,000	10,715,000	13,944,000
40 Capital Projects - 18 Issue	254,452	-	2,282,267	-	-	-	-
41 Capital Projects - 22 Issue	172,987	351,175	516,983	393,115	230,000	230,000	230,000
42 Capital Equipment	1,203,217	1,126,436	1,126,436	1,542,448	1,573,297	1,604,763	1,636,858
43 I/F Transf - General Fund	-	-	-	-	-	-	-
44 I/F Transf - Capital Fund	-	-	-	-	-	-	-
45							
46 Total Other Expenditures	\$ 13,317,609	\$ 15,201,196	\$ 59,041,719	\$ 22,195,264	\$ 18,939,255	\$ 18,382,101	\$ 20,894,677
47							
48 Net Revenues (Expenditures)	\$ 1,366,591	\$ (4,607,567)	\$ (28,698,505)	\$ (3,868,417)	\$ (339,178)	\$ 489,364	\$ (1,754,095)
49							
50 Ending Fund Balance	\$ 33,831,700	\$ 86,701	\$ 5,133,195	\$ 1,264,777	\$ 925,599	\$ 1,414,963	\$ (339,131)
51							
52 Reserves							
53 Reserve for Operations	\$ 1,040,928	\$ 1,144,744	\$ 1,164,778	\$ 1,193,562	\$ 1,222,884	\$ 1,253,358	\$ 1,285,040
54 Reserve for Encumbrances	4,098,016	1,572,459	1,612,619	1,612,619	1,612,619	1,612,619	1,612,619
55 Reserve for Bond Projects - 18 Issue	3,894,886	20	-	-	-	-	-
56 Reserve for Bond Projects - 22 Issue	14,999,980	12,296,250	15,259,440	15,561,050	17,257,067	20,528,100	27,112,200
57 Reserve for Capital	15,259,440	(14,925,772)	(12,903,642)	(17,102,454)	(19,166,971)	(21,979,114)	(30,348,990)
58 Reserve (Deficit) Surplus	(5,461,550)						
59							
60 Total Reserves	\$ 33,831,700	\$ 86,701	\$ 5,133,195	\$ 1,264,777	\$ 925,599	\$ 1,414,963	\$ (339,131)

**Water Fund Project Table  
Fund 31**

Acct No	Project Number	Project Name	FYE 2024 Revised Budget	FYE 2025 Preliminary	FYE 2026	FYE 2027	FYE 2028	FYE 2029	BEYOND 5 YEARS
<b>EXPENDITURES</b>									
<b>WATER DISTRIBUTION SYSTEM</b>									
31993360	WA0173	Master Meters Installation	322,529	-	-	-	-	-	-
31993395	WA0201	Backflow Prevention Program	63,215	-	-	-	-	-	-
31993360	WA0239	WL Improvements: Segment D 24" Phase 4	2,223,315	-	-	1,500,000	-	-	-
31996683	WA0240	Water Line Replacement: 24th NE: Robinson to Alameda	77,696	-	-	-	-	-	-
31996683	WA0242	Water Line Replacement: Robinson- 24th NW to WTP	4,245,751	2,000,000	500,000	-	4,500,000	4,500,000	-
31993360	WA0246	Water Line Replacement: Parsons Addition	1,018,644	-	-	-	-	-	-
31999942	WA0337	Asset Management Plan	121,500	-	-	-	-	-	-
31995521	WA0338	Water Line Replacement: Classen/Flood, Highway 9 to Indian Hill	2,893,027	400,000	5,270,000	3,340,000	5,050,000	6,840,000	-
31996683	WA0339	Water Line Replacement: Sooner Mall	58,217	-	-	-	-	-	-
31993360	WA0348	Corporate Addition Utilities	151,200	-	-	-	-	-	-
31993360	WA0349	Water Line Improvements-Segment B (24th NE: Robinson to Tec)	324,900	-	-	100,000	443,000	-	-
31993361	WA0351	Water Meter Automatic Metering Infrastructure (AMI)	3,796,315	-	-	-	-	-	-
31996683	WA0352	WL Replacement Southlake Addition	2,818,807	-	-	-	-	-	-
31996683	WA0353	Water Line Replacement: Jenkins Replacement	1,140,942	-	-	-	-	-	-
31996683	WA0354	Water Line Replacement: Porter Replacement	13,540	-	-	-	-	-	-
31995521	WA0363	Water Line Replacement: Fire Hydrant and Valve Replacements	259,658	100,000	100,000	100,000	100,000	100,000	-
31993395	WA0365	GIS As-Built Linking	90,075	-	-	-	-	-	-
31993346	WA0371	Crest Place - FY22 Urban SVC WL	104,000	-	-	-	-	-	-
31993346	WA0372	Blessing Court FY22 Urban SVC WL	16,000	-	-	-	-	-	-
31993346	WA0373	Jackson DR - FY22 Urban SVC WL	55,000	-	-	-	-	-	-
31993346	WA0377	Morren Dr - Urban SVC WL	66,000	-	-	-	-	-	-
31996683	WA0379	Water Line Replacement: Danfield -B/w Brookhaven	810,000	-	-	-	-	-	-
31993360	WA0380	Water Line Replacement: Tecumseh, 24th Ave NW to Journey Pe	5,028,400	-	-	-	-	-	-
31993346	WA0381	Urban Service Area Waterlines FY 23	218,013	-	-	-	-	-	-
31993346	WA0383	Urban Service Area Waterlines FY 24	262,000	-	-	-	-	-	-
31996684	WA0384	Lead Service Line Inventory and Replacement	1,550,000	1,150,000	400,000	1,150,000	650,000	500,000	-
31993388	WA0385	Water Studies for Comp Plan	480,000	-	-	-	-	-	-
31993360	WA0386	42" WL Emergency Repair	150,000	-	-	-	-	-	-
31-	WA-	Westwood Estates Water Line Replacement	-	180,000	-	1,950,000	-	-	-
31-	WA-	Urban Service Area Water Line Projects	-	-	203,000	183,000	242,000	250,000	250,000
31-	WA-	Carter Water Line Replacement	-	120,000	1,500,000	-	-	-	-
31-	WA-	Water Line Replacement Hall Park Phase 2	-	-	-	1,162,000	-	-	-
31-	WA-	Water Line Replacement Flood Avenue	-	-	-	500,000	2,000,000	-	-
31-	WA-	Water Line Replacement: 24th NE Lindsey-Beaumont	-	-	-	-	959,000	-	-
31-	WA-	Water Line Replacemen: Alameda, 24th NE To Carter	-	-	-	-	-	-	8,330,000
31-	WA-	Water Line Replacement West Main: Berry-Interstate Dr	-	-	-	-	-	1,530,000	6,040,000
31-	WA-	Royal Oaks Water Line Replacement	-	180,000	2,000,000	-	-	-	-
31-	WA-	Water Line Maintenance Plan: 40 Year Duration	-	-	-	-	-	-	133,250,000
<b>Subtotal Water Distribution System Projects</b>			<b>\$ 28,358,744</b>	<b>\$ 4,130,000</b>	<b>\$ 9,973,000</b>	<b>\$ 9,985,000</b>	<b>\$ 13,944,000</b>	<b>\$ 13,720,000</b>	<b>\$ 147,870,000</b>
<b>WATER TOWERS</b>									
31993345	WA	Water Tower - New SE Tower	-	-	-	-	-	-	3,500,000
31993345	WA0182	Water Tower - Lindsey Tower	350,000	-	-	-	-	-	-
31993345	WA0294	Water Tower - Hall Park Tower	100,000	-	-	-	-	-	-
31993354	WA0364	Water Tower - Boyd Tower	376,500	-	-	230,000	-	856,000	-
31993345	WA0382	Water Tower - Robinson Tower	7,500	773,000	-	-	-	-	-
<b>Subtotal Water Tower Projects</b>			<b>\$ 834,000</b>	<b>\$ 773,000</b>	<b>\$ -</b>	<b>\$ 230,000</b>	<b>\$ -</b>	<b>\$ 856,000</b>	<b>\$ 3,500,000</b>
<b>WATER WELL IMPROVEMENTS</b>									
31993345	WA0212	Water Well: 2015 Water Wells & Lines (paygo)	198,476	-	-	-	-	-	-
31993345	WA0235	Water Well: 2015 Well Field Development (paygo)	136,141	-	-	-	-	-	-
<b>Subtotal Water Well and Distribution System Projects</b>			<b>\$ 334,617</b>	<b>\$ -</b>	<b>\$ -</b>	<b>\$ -</b>	<b>\$ -</b>	<b>\$ -</b>	<b>\$ -</b>
<b>WATER TREATMENT PLANT</b>									
31993398	WA0214	WTP Well Field Blending	1,447,454	7,000,000	-	-	-	-	-
31999939	WA0248	WTP Fiber Expansion	55,000	-	-	-	-	-	-
31999939	WA0249	WTP SCADA Improvements	897	150,000	-	-	-	-	-
31999939	WA0291	WTP Improvement Phase 1	129,638	-	-	-	-	-	-
31999939	WA-	WTP Improvement Phase 2B	-	2,000,000	-	-	-	-	-
31995521	WA0329	New Building for Line Maintenance (match)	1,978,154	-	-	-	-	-	-
31993395	WA0359	Corrosion Control Study	175,000	-	-	-	-	-	-
31993395	WA0360	Cyber & Physical Security Assessment (Split 50/50 between 031/)	113,749	-	-	-	-	-	-
31993395	WA0362	WTP Sludge Disposal Study	100,000	-	-	-	-	-	2,000,000
31993395	WA0370	WTP: Solar Array	24,500	-	-	-	-	-	-
31993395	WA0375	WTP: Clarifier 1 and 2 rehab	424,421	-	-	-	-	-	-
31993395	WA-	Update Wate Supply Plan	-	-	-	500,000	-	-	-
31993395	WA-	Lake Thunderbird Augmentation	-	-	-	-	-	12,536,200	87,188,800
31993395	WA0376	WTP: Filter 1-4 Influent Pipe rehab	80,000	-	500,000	-	-	-	-
<b>Subtotal WTP Other Projects</b>			<b>\$ 4,528,813</b>	<b>\$ 9,150,000</b>	<b>\$ 500,000</b>	<b>\$ 500,000</b>	<b>\$ -</b>	<b>\$ 12,536,200</b>	<b>\$ 89,188,800</b>
<b>URBAN SERVICE AREA WATER LINES</b>									
31993346	WA0332	Stinson St: Jenkins Ave to George Ave	78,000	-	-	-	-	-	-
31993346	WA0340	Hunting Horse Tr: Wyandotte Wy - 1010 Hunting Horse Tr	-	-	-	-	-	-	-
31993346	WA0341	Kiowa Way: Hunting Horse Tr to dead end cul de sac	29,000	-	-	-	-	-	-
31993346	WA0342	W: Brooks St: Berry Rd to Wylie Rd	103,000	-	-	-	-	-	-
<b>Subtotal Urban Service Area Water Line Projects</b>			<b>\$ 210,000</b>	<b>\$ -</b>	<b>\$ -</b>	<b>\$ -</b>	<b>\$ -</b>	<b>\$ -</b>	<b>\$ -</b>
<b>HOT SOILS WATER LINE REPAIR PROGRAM</b>									
31993344	WA0346	Crail Dr: 36th Ave NW to Astor Dr	50,000	-	-	-	-	-	-
31993344	WA0347	Buckingham Dr: Brownwood Ln to Bridgeport Rd	50,000	-	-	-	-	-	-
<b>Subtotal Hot Soils Water Line Repair Program</b>			<b>\$ 100,000</b>	<b>\$ -</b>	<b>\$ -</b>	<b>\$ -</b>	<b>\$ -</b>	<b>\$ -</b>	<b>\$ -</b>
<b>SUBTOTAL PAYGO WATER PROJECTS</b>			<b>\$ 34,366,174</b>	<b>\$ 14,053,000</b>	<b>\$ 10,473,000</b>	<b>\$ 10,715,000</b>	<b>\$ 13,944,000</b>	<b>\$ 27,112,200</b>	<b>\$ 240,558,800</b>
<b>WATER BOND PROJECTS</b>									
31993345	WB0212	2015 Water Wells and Supply Lines (2 MGD)	2,282,267	-	-	-	-	-	-
31999938	WB0291	WTP: Phase 2 Improvements	40,160	-	-	-	-	-	-
31999361	WB0351	WaterMeters, Advance Infrastr-Bond	14,999,980	-	-	-	-	-	-
<b>Subtotal Bond Expenses for 2006 Water Bond Projects</b>			<b>\$ 17,322,407</b>	<b>\$ -</b>	<b>\$ -</b>	<b>\$ -</b>	<b>\$ -</b>	<b>\$ -</b>	<b>\$ -</b>
<b>TOTAL ALL WATER FUND 31 PROJECTS</b>			<b>\$ 51,688,581</b>	<b>\$ 14,053,000</b>	<b>\$ 10,473,000</b>	<b>\$ 10,715,000</b>	<b>\$ 13,944,000</b>	<b>\$ 27,112,200</b>	<b>\$ 240,558,800</b>



**City of Norman**  
 Capital Improvement Project Sheet  
 Fiscal Year Ending 2025

Project Title: <u>Robinson Waterline: 24th NW to WTP</u>	Project Type: <u>Water</u>
Project Category: <u>Water Line Replacement</u>	Project Number: <u>WA0242</u>
Department: <u>Utilities</u>	Account Number: <u>31996683</u>
Manager: <u>Nathan Madenwald</u>	Begin & End Dates: <u>7/1/2019 To 6/30/2028</u>
Ward(s): <u>3, 4, 6, and 8</u>	Life Expectancy: <u>50</u>

**Detailed Project Description:**

Water Distribution Projects: The proposed water distribution system improvements are broken out by location and assume that funding will be pro-rated between development related and maintenance related needs. Line replacements are generally required due to age, material type and the current state of deterioration. Existing users are expected to pay for maintenance related costs while increasing the size of a waterline is a development related cost to be paid by connection fees or impact fees. Costs are pro-rated by comparing the internal area of the existing pipe to the area of the enlarged pipe. This additional project funding, along with previously allocated funds, should completely fund the next phase of the 30-inch water line along Robinson Avenue from 24th Avenue NE to just west of 12th Avenue NE.

**: Expenditure Schedule Through Account 31996683 by Fiscal Year:**

Account & Object	Total ALL Fiscal Years	Actual Prior Years	Budget FYE 2024	FYE 2025	FYE 2026	FYE 2027	FYE 2028	FYE 2029	Beyond 5 Years
46201 - DESIGN	\$1,478,000	\$689,041	\$288,959		\$500,000				
46001 LAND	\$826,000	\$99,565	\$726,435						
46701 UTILITIES	\$0								
46101 CONST	\$17,848,000	\$3,617,642	\$3,230,358	\$2,000,000		\$9,000,000			
46301 MATLS	\$0								
<b>TOTAL</b>	<b>\$20,152,000</b>	<b>\$4,406,248</b>	<b>\$4,245,752</b>	<b>\$2,000,000</b>	<b>\$500,000</b>	<b>\$9,000,000</b>	<b>\$0</b>	<b>\$0</b>	<b>\$0</b>

**Operating Impact:** Negligible Fund 31

**This Project Needs Assistance From:**      Bldg Maint      IT      Pub Wks      Utils      Parks

**Reimbursable Account?**

**Is This Project Funded From More Than One Source?** No      If Yes, Please Specify Which Sources:

\*Project includes multiple city funds or State and Federal funds. 27



**City of Norman**  
 Capital Improvement Project Sheet  
 Fiscal Year Ending 2025

Project Title: <u>WL Replacement: Classen/Flood WL</u>	Project Type: <u>Water</u>
Project Category: <u>Water Line Replacement</u>	Project Number: <u>WA0338</u>
Department: <u>Utilities</u>	Account Number: <u>31995521</u>
Manager: <u>Nathan Madenwald</u>	Begin & End Dates: <u>7/1/2019 To 6/30/2030</u>
Ward(s): <u>8</u>	Life Expectancy: <u>50</u>

**Detailed Project Description:**

Water Distribution Projects: The proposed water distribution system improvements are broken out by location and assume that funding will be pro-rated between development related and maintenance related needs. Line replacements are generally required due to age, material type and the current state of deterioration. Existing users are expected to pay for maintenance related costs while increasing the size of a waterline is a development related cost to be paid by connection fees or impact fees. Costs are pro-rated by comparing the internal area of the existing pipe to the area of the enlarged pipe.

Classen/James Garner/Flood from Highway 9 to Indian Hills Road: Project will replace 25,700 LF 16" cast iron waterlines with 16" PVC waterlines along Classen from Highway 9 to Lindsey, then along the James Garner/BNSF RR to Robinson, then along Flood to Tecumseh Road. Project will also replace 12,200 LF 12" DIP waterlines with 12" PVC from Franklin to Well #20 just north of Indian Hills Road.

**: Expenditure Schedule Through Account 31995521 by Fiscal Year:**

Account & Object	Total ALL Fiscal Years	Actual Prior Years	Budget FYE 2024	FYE 2025	FYE 2026	FYE 2027	FYE 2028	FYE 2029	Beyond 5 Years
46201 - DESIGN	\$1,746,000	\$50,672	\$95,328	\$400,000	\$240,000	\$360,000	\$600,000		
46001 LAND	\$1,186,000		\$116,000		\$480,000	\$220,000	\$370,000		
46701 UTILITIES	\$0								
46101 CONST	\$21,086,000	\$177,301	\$2,678,699		\$4,550,000	\$2,760,000	\$4,080,000	\$6,840,000	
46301 MATLS	\$0								
<b>TOTAL</b>	<b>\$24,018,000</b>	<b>\$227,973</b>	<b>\$2,890,027</b>	<b>\$400,000</b>	<b>\$5,270,000</b>	<b>\$3,340,000</b>	<b>\$5,050,000</b>	<b>\$6,840,000</b>	<b>\$0</b>

**Operating Impact:** Negligible Fund 31

**This Project Needs Assistance From:**  Bldg Maint  IT  Pub Wks  Utils  Parks

**Reimbursable Account?**

**Is This Project Funded From More Than One Source?** No If Yes, Please Specify Which Sources:



**City of Norman**  
 Capital Improvement Project Sheet  
 Fiscal Year Ending 2025

Project Title: <u>Fire Hydrant and Valve Replacement Project</u>	Project Type: <u>Water</u>
Project Category: <u>Water Line Maintenance</u>	Project Number: <u>WA0363</u>
Department: <u>Utilities</u>	Account Number: <u>31995521</u>
Manager: <u>Scott Aynes</u>	Begin & End Dates: <u>7/1/2023 To 6/30/2030</u>
Ward(s): <u>All</u>	Life Expectancy: <u>50</u>

**Detailed Project Description:**

This is an annual maintenance project to replace age related fire hydrants and isolation valves within the distribution system on an needed basis. Unneeded funds to be returned to the Water Fund (031) balance at the end of each fiscal year. Location of replacement assets to be determined on a case by case basis. Funds will purchase new fire hydrants, valves, water line fittings and aggregate materials for related asset replacements.

**: Expenditure Schedule Through Account 31995521 by Fiscal Year:**

Account & Object	Total ALL Fiscal Years	Actual Prior Years	Budget FYE 2024	FYE 2025	FYE 2026	FYE 2027	FYE 2028	FYE 2029	Beyond 5 Years
46201 - DESIGN	\$0								
46001 LAND	\$0								
46701 UTILITIES	\$0								
46101 CONST	\$0								
46301 MATLS	\$889,000	\$129,342	\$259,658	\$100,000	\$100,000	\$100,000	\$100,000	\$100,000	
<b>TOTAL</b>	<b>\$889,000</b>	<b>\$129,342</b>	<b>\$259,658</b>	<b>\$100,000</b>	<b>\$100,000</b>	<b>\$100,000</b>	<b>\$100,000</b>	<b>\$100,000</b>	<b>\$0</b>

**Operating Impact:** Positive Fund 31

Main replacement will reduce reactive repairs required by Line Maintenance.

**This Project Needs Assistance From:**      Bldg Maint    IT    Pub Wks    Utils    Parks


**Reimbursable Account?**

**Is This Project Funded From More Than One Source?** No

If Yes, Please Specify Which Sources:

\*Project includes multiple city funds or State and Federal funds.





**City of Norman**  
 Capital Improvement Project Sheet  
 Fiscal Year Ending 2025

Project Title: <u>Lead Service Line Inventory and Replacem</u>	Project Type: <u>Water</u>
Project Category: <u>Water Service Lines</u>	Project Number: <u>WA0384</u>
Department: <u>Utilities</u>	Account Number: <u>31995521</u>
Manager: <u>Nathan Madenwald</u>	Begin & End Dates: <u>7/1/2023 To 6/30/2030</u>
Ward(s): <u>All</u>	Life Expectancy: <u>50</u>

**Detailed Project Description:**

The recent Lead and Copper Rule Revision will require new measures for utilities to comply with the rule. Specifically included within this proposed funding are 1) Inventory of approximately 5,000 service lines, 2) Distribution of pitchers to 20,000 locations, and 3) testing of 20,000 locations resulting from any disturbance. Costs for the inventory continue until completed. Reduced costs for the pitchers and testing are proposed in later years since the Advanced Water Metering project will be completed.

**: Expenditure Schedule Through Account 31995521 by Fiscal Year:**

Account & Object	Total ALL Fiscal Years	Actual Prior Years	Budget FYE 2024	FYE 2025	FYE 2026	FYE 2027	FYE 2028	FYE 2029	Beyond 5 Years
46201 - DESIGN	\$0								
46001 LAND	\$0								
46701 UTILITIES	\$0								
46101 CONST	\$4,400,000		\$900,000	\$500,000	\$1,000,000	\$1,000,000	\$500,000	\$500,000	
46301 MATLS	\$1,750,000		\$650,000	\$650,000	\$150,000	\$150,000	\$150,000		
<b>TOTAL</b>	<b>\$6,150,000</b>	<b>\$0</b>	<b>\$1,550,000</b>	<b>\$1,150,000</b>	<b>\$1,150,000</b>	<b>\$1,150,000</b>	<b>\$650,000</b>	<b>\$500,000</b>	<b>\$0</b>

**Operating Impact:** Negligible Fund 31

**This Project Needs Assistance From:**      Bldg Maint      IT      Pub Wks      Utils      Parks


                      

**Reimbursable Account?**

**Is This Project Funded From More Than One Source?** No

If Yes, Please Specify Which Sources:

\*Project includes multiple city funds or State and Federal funds.



**City of Norman**  
 Capital Improvement Project Sheet  
 Fiscal Year Ending 2025

Project Title: Westwood Estates Water Line Repl Project Type: Water  
 Project Category: Water Line Maintenance Project Number: WAXXXX  
 Department: Utilities Account Number: \_\_\_\_\_  
 Manager: Peter Wolbach Begin & End Dates: 7/1/2024 To 6/30/2026  
 Ward(s): 2 Life Expectancy: 50

**Detailed Project Description:**

Existing water lines within the Westwood Estates Subdivision are ductile iron lines older than 50 years in age. These lines have experienced increased rates of leaks and failures and warrant replacement. The project includes approximately 7650 linear feet of 6 and 8-inch water lines.

**: Expenditure Schedule Through Account by Fiscal Year:**

Account & Object	Total ALL Fiscal Years	Actual Prior Years	Budget FYE 2024	FYE 2025	FYE 2026	FYE 2027	FYE 2028	FYE 2029	Beyond 5 Years
46201 - DESIGN	\$180,000			\$180,000					
46001 LAND	\$0								
46701 UTILITIES	\$0								
46101 CONST	\$1,950,000				\$1,950,000				
46301 MATLS	\$0								
<b>TOTAL</b>	<b>\$2,130,000</b>	<b>\$0</b>	<b>\$0</b>	<b>\$180,000</b>	<b>\$1,950,000</b>	<b>\$0</b>	<b>\$0</b>	<b>\$0</b>	<b>\$0</b>

**Operating Impact:** Positive Fund 31

Proactive replacement will reduce reactive maintenance by City staff.


**This Project Needs Assistance From:** Bldg Maint  IT  Pub Wks  Utils  Parks

**Reimbursable Account?**

**Is This Project Funded From More Than One Source?** No

If Yes, Please Specify Which Sources:

\*Project includes multiple city funds or State and Federal funds.



**City of Norman**  
 Capital Improvement Project Sheet  
 Fiscal Year Ending 2025

Project Title: <u>Carter Water Line Replacement</u>	Project Type: <u>Water</u>
Project Category: <u>Water Line Maintenance</u>	Project Number: <u>WAXXXX</u>
Department: <u>Utilities</u>	Account Number: _____
Manager: <u>Kenneth Giannone</u>	Begin & End Dates: <u>7/1/2024 To 6/30/2026</u>
Ward(s): <u>4</u>	Life Expectancy: <u>50</u>

**Detailed Project Description:**

Existing water lines within the Carpenter Subdivision and along N Carter Avenue are cast iron lines older than 50 years in age. These lines have experienced increased rates of leaks and failures and warrant replacement. The project includes approximately 5,200 linear feet of 6, 8, and 12-inch water lines.

**: Expenditure Schedule Through Account by Fiscal Year:**

Account & Object	Total ALL Fiscal Years	Actual Prior Years	Budget FYE 2024	FYE 2025	FYE 2026	FYE 2027	FYE 2028	FYE 2029	Beyond 5 Years
46201 - DESIGN	\$120,000			\$120,000					
46001 LAND	\$0								
46701 UTILITIES	\$0								
46101 CONST	\$1,500,000				\$1,500,000				
46301 MATLS	\$0								
<b>TOTAL</b>	<b>\$1,620,000</b>	<b>\$0</b>	<b>\$0</b>	<b>\$120,000</b>	<b>\$1,500,000</b>	<b>\$0</b>	<b>\$0</b>	<b>\$0</b>	<b>\$0</b>

**Operating Impact:** Positive Fund 31

Proactive replacement will reduce reactive maintenance by City staff.

**This Project Needs Assistance From:**      Bldg Maint    IT    Pub Wks    Utils    Parks

**Reimbursable Account?**

**Is This Project Funded From More Than One Source?** No

If Yes, Please Specify Which Sources:

\*Project includes multiple city funds or State and Federal funds.



**City of Norman**  
 Capital Improvement Project Sheet  
 Fiscal Year Ending 2025

Project Title: <u>Royal Oaks Water Line Replacement</u>	Project Type: <u>Water</u>
Project Category: <u>Water Line Maintenance</u>	Project Number: <u>WAXXXX</u>
Department: <u>Utilities</u>	Account Number: _____
Manager: <u>Peter Wolbach</u>	Begin & End Dates: <u>7/1/2024 To 6/30/2026</u>
Ward(s): <u>6</u>	Life Expectancy: <u>50</u>

**Detailed Project Description:**

Existing water lines within the Royal Oaks Subdivision east of the pond are ductile iron and were generally constructed in the 1980s. These lines have experienced increased rates of failure and warrant replacement. The project includes approximately 8,000 linear feet of 6 and 8-inch water lines.

**: Expenditure Schedule Through Account \_\_\_\_\_ by Fiscal Year:**

Account & Object	Total ALL Fiscal Years	Actual Prior Years	Budget FYE 2024	FYE 2025	FYE 2026	FYE 2027	FYE 2028	FYE 2029	Beyond 5 Years
46201 - DESIGN	\$180,000			\$180,000					
46001 LAND	\$0								
46701 UTILITIES	\$0								
46101 CONST	\$2,000,000				\$2,000,000				
46301 MATLS	\$0								
<b>TOTAL</b>	<b>\$2,180,000</b>	<b>\$0</b>	<b>\$0</b>	<b>\$180,000</b>	<b>\$2,000,000</b>	<b>\$0</b>	<b>\$0</b>	<b>\$0</b>	<b>\$0</b>

**Operating Impact:** Positive Fund 31

Proactive replacement will reduce reactive maintenance by City staff.


**This Project Needs Assistance From:**      Bldg Maint    IT    Pub Wks    Utils    Parks

**Reimbursable Account?**

**Is This Project Funded From More Than One Source?** No      If Yes, Please Specify Which Sources:

\*Project includes multiple city funds or State and Federal funds. 33



**City of Norman**  
 Capital Improvement Project Sheet  
 Fiscal Year Ending 2025

Project Title: <u>Water Tower Maint: Robinson Tower</u>	Project Type: <u>Water</u>
Project Category: <u>Water Towers</u>	Project Number: <u>WA0382</u>
Department: <u>Utilities</u>	Account Number: <u>31993345</u>
Manager: <u>Kenneth Giannone</u>	Begin & End Dates: <u>7/1/2024 To 6/30/2026</u>
Ward(s): <u>8</u>	Life Expectancy: <u>15</u>

**Detailed Project Description:**

To continue to store drinking water in a safe environment, water towers must be continually maintained. Water tower inspection and resurfacing occurs on an approximate 10 year cycle; the Robinson Water Tower located at 435 W. Robinson was last coated in July 2006. During resurfacing, structural defects or deterioration will be rehabilitated in order to extend the life of the tower.

**: Expenditure Schedule Through Account 31993345 by Fiscal Year:**

Account & Object	Total ALL Fiscal Years	Actual Prior Years	Budget FYE 2024	FYE 2025	FYE 2026	FYE 2027	FYE 2028	FYE 2029	Beyond 5 Years
46201 - DESIGN	\$105,500		\$7,500	\$98,000					
46001 LAND	\$0								
46701 UTILITIES	\$0								
46101 CONST	\$675,000			\$675,000					
46301 MATLS	\$0								
<b>TOTAL</b>	<b>\$780,500</b>	<b>\$0</b>	<b>\$7,500</b>	<b>\$773,000</b>	<b>\$0</b>	<b>\$0</b>	<b>\$0</b>	<b>\$0</b>	<b>\$0</b>

**Operating Impact:** Negligible Fund 31

**This Project Needs Assistance From:**      Bldg Maint      IT      Pub Wks      Utils      Parks


                      

**Reimbursable Account?**

**Is This Project Funded From More Than One Source?** No

If Yes, Please Specify Which Sources:

\*Project includes multiple city funds or State and Federal funds.



**City of Norman**  
 Capital Improvement Project Sheet  
 Fiscal Year Ending 2025

Project Title: <u>Well Field Blending</u>	Project Type: <u>Water</u>
Project Category: <u>Water Treatment Plant</u>	Project Number: <u>WA0214</u>
Department: <u>Utilities</u>	Account Number: <u>31993398</u>
Manager: <u>Rachel Croft</u>	Begin & End Dates: <u>7/1/2015 To 6/30/2026</u>
Ward(s): <u>All</u>	Life Expectancy: <u>40</u>

**Detailed Project Description:**

The groundwater system currently includes wells, pumps and water lines that convey water to the distribution system to serve our customers. No treatment currently occurs to the groundwater including no disinfection or the addition of a disinfectant residual. Additionally, naturally occurring minerals are present within the Garber Wellington Aquifer and have Maximum Contaminant Levels set by the EPA that could require future treatment processes to be added.

This project includes multiple efforts to modify the well system to increase the available well flow to the water system and improved water quality by completing piping modifications and construction of a centralized facility within the groundwater well field to initially provide disinfection and disinfectant residual but include sufficient space to allow for future treatment processes to be added.

**: Expenditure Schedule Through Account 31993398 by Fiscal Year:**

Account & Object	Total ALL Fiscal Years	Actual Prior Years	Budget FYE 2024	FYE 2025	FYE 2026	FYE 2027	FYE 2028	FYE 2029	Beyond 5 Years
46201 - DESIGN	\$1,470,001	\$235,437	\$1,234,564						
46001 LAND	\$0								
46701 UTILITIES	\$0								
46101 CONST	\$7,107,000	\$1,531	\$105,469	\$7,000,000					
46301 MATLS	\$937,500	\$830,078	\$107,422						
<b>TOTAL</b>	<b>\$9,514,501</b>	<b>\$1,067,046</b>	<b>\$1,447,455</b>	<b>\$7,000,000</b>	<b>\$0</b>	<b>\$0</b>	<b>\$0</b>	<b>\$0</b>	<b>\$0</b>

**Operating Impact:** Negligible Fund 31

Additional staff time will be necessary to operate and maintain the facility which will increase operating costs but staff time will lessen by improving water quality and reducing the potential for water quality events.

**This Project Needs Assistance From:**      Bldg Maint    IT    Pub Wks    Utils    Parks

**Reimbursable Account?**

**Is This Project Funded From More Than One Source?** No      If Yes, Please Specify Which Sources:

\*Project includes multiple city funds or State and Federal funds. 35



**City of Norman**  
 Capital Improvement Project Sheet  
 Fiscal Year Ending 2025

Project Title: <u>WTP SCADA Improvements</u>	Project Type: <u>Water</u>
Project Category: <u>Water Treatment Plant</u>	Project Number: <u>WA0249</u>
Department: <u>Utilities</u>	Account Number: <u>31999939</u>
Manager: <u>Rachel Croft</u>	Begin & End Dates: <u>7/1/2017 To 6/30/2025</u>
Ward(s): <u>All</u>	Life Expectancy: <u>10</u>

**Detailed Project Description:**

Past improvements have been completed to upgrade the Water Treatment Plant SCADA system but additional upgrades are necessary to keep the systems current and provide for improved maintenance of the systems, ongoing system security, and increased data accessibility and functionality for City staff.

**: Expenditure Schedule Through Account 31999939 by Fiscal Year:**

Account & Object	Total ALL Fiscal Years	Actual Prior Years	Budget FYE 2024	FYE 2025	FYE 2026	FYE 2027	FYE 2028	FYE 2029	Beyond 5 Years
46201 - DESIGN	\$0								
46001 LAND	\$0								
46701 UTILITIES	\$0								
46101 CONST	\$204,999	\$54,102	\$897	\$150,000					
46301 MATLS	\$0								
<b>TOTAL</b>	<b>\$204,999</b>	<b>\$54,102</b>	<b>\$897</b>	<b>\$150,000</b>	<b>\$0</b>	<b>\$0</b>	<b>\$0</b>	<b>\$0</b>	<b>\$0</b>

**Operating Impact:** Negligible Fund 31

**This Project Needs Assistance From:**

Bldg Maint	IT	Pub Wks	Utils	Parks
<input type="checkbox"/>	<input checked="" type="checkbox"/>	<input type="checkbox"/>	<input type="checkbox"/>	<input type="checkbox"/>

**Reimbursable Account?**

**Is This Project Funded From More Than One Source?** No If Yes, Please Specify Which Sources:



**City of Norman**  
 Capital Improvement Project Sheet  
 Fiscal Year Ending 2025

Project Title: <u>WTP Phase 2B Improvements</u>	Project Type: <u>Water</u>
Project Category: <u>Water Treatment Plant</u>	Project Number: <u>WAXXXXX</u>
Department: <u>Utilities</u>	Account Number: _____
Manager: <u>Rachel Croft</u>	Begin & End Dates: <u>7/1/2024 To 6/30/2026</u>
Ward(s): <u>All</u>	Life Expectancy: <u>40</u>

**Detailed Project Description:**

The Phase 2 Water Treatment Plant Improvements were successfully completed and including construction of chemical systems, ozone, disinfection, control building addition, new storage building and additional site improvements necessary for the project. This project will further improve the plant by completing minor improvements to better facilitate the operation of the Phase 2 systems. Specifically included are:

1. Modification and addition of sampling facilities within the ozone basin;
2. New water chiller system to provide cooler water for ozone generator heat dissipation and onsite sodium hypochlorite generation; and
3. Additional salt tank for improved deliveries of salt used for the onsite sodium hypochlorite system.

**: Expenditure Schedule Through Account \_\_\_\_\_ by Fiscal Year:**

Account & Object	Total ALL Fiscal Years	Actual Prior Years	Budget FYE 2024	FYE 2025	FYE 2026	FYE 2027	FYE 2028	FYE 2029	Beyond 5 Years
46201 - DESIGN	\$0								
46001 LAND	\$0								
46701 UTILITIES	\$0								
46101 CONST	\$2,000,000			\$2,000,000					
46301 MATLS	\$0								
<b>TOTAL</b>	<b>\$2,000,000</b>	<b>\$0</b>	<b>\$0</b>	<b>\$2,000,000</b>	<b>\$0</b>	<b>\$0</b>	<b>\$0</b>	<b>\$0</b>	<b>\$0</b>

**Operating Impact:** Negligible Fund 31

Additional staff time will be necessary to operate and maintain the facility which will increase operating costs but staff time will lessen by improving water quality and reducing the potential for water quality events.

**This Project Needs Assistance From:**


Bldg Maint	IT	Pub Wks	Utils	Parks
<input checked="" type="checkbox"/>	<input checked="" type="checkbox"/>	<input type="checkbox"/>	<input type="checkbox"/>	<input type="checkbox"/>

**Reimbursable Account?**

**Is This Project Funded From More Than One Source?** No If Yes, Please Specify Which Sources:

\*Project includes multiple city funds or State and Federal funds. 37





*Ken Garnett*  
4/22/79  
*Love, Robert Arena*

Photo courtesy of Visit Norman

# WATER RECLAMATION FUND

## CAPITAL IMPROVEMENTS PLAN

### WATER RECLAMATION FUND – 32

#### ASSUMPTIONS

1. Primary factors affecting project selection and priorities include:
  - Compliance with EPA administrative orders,
  - Relative impact on other parts of the sanitary sewerage system,
  - Maintenance history and service calls,
  - Inspections,
  - Wastewater Master Plan recommendations,
  - Accessibility,
  - Relative location downstream or upstream in the system, and
  - Coordination with nearby infrastructure projects.
2. Fund 32 is the Norman Utilities Authority Wastewater Reclamation Facility Fund that accounts for revenues associated with existing customers and ongoing accounts.
3. A 25 member, Council-appointed, Implementation Committee, will prioritize improvements to both the interceptors and the treatment plant with the assistance of staff. For interceptors, the committee might consider the following factors:
  - Sales tax funded project scope should be appropriate to allow funding on a “pay-as-you-go” basis.
  - Those interceptor segments shown to be most severely overloaded under the existing wastewater loading should be most highly rated. Similarly, those becoming overloaded under an obligated loading would have a higher priority than one becoming overloaded under full build-out. Expressed differently, those interceptors needing only a small increase in capacity to meet full build-out demands would have a higher priority than interceptors needing a large increase in capacity.
  - Downstream interceptor segments should generally be of higher priority than upstream segments. Interceptor projects in separate drainage basins can occur simultaneously as they are not interdependent.
  - Since excise tax funding is expected to lag behind sales tax funding, interceptor segments that are the same size under both the obligated and the full build-out scenarios might be funded first. Generally, this implies the service area is close to being fully developed, or a portion of the existing flow will be diverted to the proposed northern wastewater treatment plant.
  - Parallel interceptors might have a lower priority than a replacement interceptor might since additional rights-of-way may need to be acquired for parallel interceptors. Right-of-way/easement acquisition often delays project start-up.
  - The new interceptors serving existing customers in the Lift Station D service area must be timed to come on-line concurrently with the proposed northern wastewater treatment plant. Design and right-of-way acquisition for these interceptors might have a high priority while construction might be delayed several years.
4. In FYE 2015 Council approved transferring the sewer line maintenance operations out of the Sewer Line Maintenance Fund into the Water Reclamation Fund in order to better track the collection and distribution of the \$5 per month sewer maintenance fee.
5. Funding for two projects is scheduled in FYE 25 totaling \$3,800,000.

**WASTEWATER - FUND 32**

	FYE 23 ACTUAL	FYE 24 ADOPTED	FYE 24 ESTIMATED	FYE 25 PRELIMINARY	FYE 26 PROJECTED	FYE 27 PROJECTED	FYE 28 PROJECTED
1 Beginning Fund Balance	\$ 8,543,627	\$ 403,589	\$ 7,333,700	\$ 5,856,882	\$ 2,188,351	\$ (1,057,116)	\$ (3,684,628)
2							
3 Operating Revenues:							
4 Enterprise Fund Fees/Chgs	\$ 11,856,258	\$ 11,773,639	\$ 11,773,639	\$ 12,200,000	\$ 12,200,000	\$ 12,200,000	\$ 12,200,000
5 Capital Improvement Charge	998,378	849,216	849,216	857,708	866,285	874,948	883,698
6							
7 Total Operating Revenues	\$ 12,854,636	\$ 12,622,855	\$ 12,622,855	\$ 13,057,708	\$ 13,066,285	\$ 13,074,948	\$ 13,083,698
8							
9 Operating Expenditures:							
10 Salaries and Benefits	\$ 4,136,225	\$ 3,847,024	\$ 3,847,024	\$ 4,189,832	\$ 4,399,324	\$ 4,619,290	\$ 4,850,254
11 Supplies and Materials	762,157	745,728	778,523	776,441	784,205	792,047	799,968
12 Services and Maintenance	1,483,474	1,600,367	1,689,713	1,544,277	1,559,720	1,575,317	1,591,070
13 Internal Services	264,453	300,811	300,811	290,909	296,727	302,662	308,715
14 Cost Allocations	1,998,829	2,205,987	2,205,987	2,303,118	2,323,119	2,346,350	2,369,814
15 Employee Turnover Savings	-	(57,705)	(57,705)	(62,847)	(65,990)	(69,289)	(72,754)
16							
17 Total Operating Expenditures	\$ 8,645,138	\$ 8,642,212	\$ 8,764,353	\$ 9,038,730	\$ 9,297,105	\$ 9,566,377	\$ 9,847,067
18							
19 Net Operating Revenue	\$ 4,209,498	\$ 3,980,643	\$ 3,858,502	\$ 4,018,979	\$ 3,769,180	\$ 3,508,571	\$ 3,236,630
20							
21 Other Revenues:							
22 Interest Income	\$ 136,411	\$ 50,000	\$ 50,000	\$ 50,000	\$ 50,000	\$ 50,000	\$ 50,000
23 Bond Proceeds/Grant Reimb.	-	-	5,000,000	-	-	-	-
24 Misc. Revenue/Cost Allocation	812,500	-	-	-	-	-	-
25							
26 Total Other Revenues	\$ 948,911	\$ 50,000	\$ 5,050,000	\$ 50,000	\$ 50,000	\$ 50,000	\$ 50,000
27							
28							
29 Other Expenditures:							
30 Audit Accruals/Adjustments	\$ (304,953)						
31 Debt Service-14 SRF Note	2,257,294	2,257,294	2,257,294	2,257,294	2,257,294	2,257,294	1,129,897
32 Debt Service-24 SRF Note	-	-	-	54,216	177,353	283,790	283,923
33 Capital Projects	3,692,498	1,325,000	7,266,624	3,800,000	4,020,000	3,035,000	242,000
34 Capital Equipment	132,685	68,500	212,569	1,016,000	-	-	-
35 I/F Transf - General Fund	592,813	615,334	648,834	610,000	610,000	610,000	610,000
36							
37 Total Other Expenditures	\$ 6,368,336	\$ 4,266,128	\$ 10,385,321	\$ 7,737,510	\$ 7,064,647	\$ 6,186,084	\$ 2,265,820
38							
39 Net Revenues (Expenditures)	\$ (1,209,927)	\$ (235,484)	\$ (1,476,818)	\$ (3,668,531)	\$ (3,245,466)	\$ (2,627,512)	\$ 1,020,810
40							
41 Ending Fund Balance	\$ 7,333,700	\$ 168,105	\$ 5,856,882	\$ 2,188,351	\$ (1,057,116)	\$ (3,684,628)	\$ (2,663,818)
42							
43 Reserves							
44 Reserve for Encumbrances	\$ 1,852,317	\$ -	\$ -	\$ -	\$ -	\$ -	\$ -
45 Reserve for Operations	691,611	691,377	701,148	723,098	743,768	765,310	787,765
46 Reserve for Capital	2,319,400	2,319,400	2,319,400	1,949,250	1,259,000	371,000	500,000
47 Reserve (Deficit) Surplus	2,470,372	(2,842,672)	2,836,334	(483,997)	(3,059,884)	(4,820,938)	(3,951,583)
48							
49 Total Reserves	\$ 7,333,700	\$ 168,105	\$ 5,856,882	\$ 2,188,351	\$ (1,057,116)	\$ (3,684,628)	\$ (2,663,818)

**Water Reclamation Fund Project Table  
Fund 32**

<b>Acct No</b>	<b>Project Number</b>	<b>Project Name</b>	<b>FYE 2024 Revised Budget</b>	<b>FYE 2025 Preliminary</b>	<b>FYE 2026</b>	<b>FYE 2027</b>	<b>FYE 2028</b>	<b>FYE 2029</b>	<b>BEYOND 5 YEARS</b>
<b>EXPENDITURES</b>									
32-	WW-	Water Reclamation Facility Upgrades	-	2,000,000	-	2,000,000	-	-	-
32-	WW-	WRF Drying Bed	-	-	170,000	-	-	-	-
32-	WW-	Westside Lift Station Roof	-	-	-	-	55,000	-	-
32-	WW-	WestWRF Main Control Buidling Roof	-	-	-	-	-	-	360,000
32999942	WW0173	WRF Environmental Services Building Roof	-	-	-	-	55,000	-	-
32999942	WW0177	WW Conn Fee/Excise Tax Assessment	13,551	-	-	-	-	-	-
32993394	WW0205	WRF Non-Potable Reuse System	314,289	-	-	-	-	-	3,700,000
32993363	WW0312	Sludge Co-Composting	21,874	-	-	1,035,000	-	-	-
32990048	WW0317	WRF Re-Use Pilot Study	383,824	-	-	-	-	-	-
32999911	WW0318	WRF Storage Building	35,932	-	850,000	-	-	-	-
32999911	WW0319	WRF Septage Receiving Station	800	-	-	-	-	500,000	-
32999911	WW0323	WRF Blower Building Roof Replacement	-	-	-	-	132,000	-	-
32999911	WW0325	WRF Main Control Building Renovation	151,785	-	3,000,000	-	-	-	-
32999911	WW0326	Centrifuge Replacement	3,249,374	-	-	-	-	-	-
32995521	WW0329	Line Maintenance Building (match)	1,937,709	-	-	-	-	-	-
32999911	WW0331	WRF Solar Array	87,481	-	-	-	-	-	-
32999911	WW0332	Aeration Basin Turbo Blower Replacement	820,000	1,800,000	-	-	-	-	-
32999911	WW0336	Digester 3 Roof Replacement	250,000	-	-	-	-	-	-
<b>TOTAL WATER RECLAMATION FUND 32 PROJECTS \$</b>			<b>7,266,619</b>	<b>\$ 3,800,000</b>	<b>\$ 4,020,000</b>	<b>\$ 3,035,000</b>	<b>\$ 242,000</b>	<b>\$ 500,000</b>	<b>\$ 4,060,000</b>



**City of Norman**  
 Capital Improvement Project Sheet  
 Fiscal Year Ending 2025

Project Title: <u>Water Reclamation Facility Upgrades</u>	Project Type: <u>Water Reclamation</u> <input type="checkbox"/>
Project Category: <u>Water Reclamation Facility</u>	Project Number: <u>WW</u>
Department: <u>Utilities</u>	Account Number: _____
Manager: <u>Peter Wolbach</u>	Begin & End Dates: <u>7/1/2024 To 6/30/2028</u>
Ward(s): <u>All</u>	Life Expectancy: <u>25</u>

**Detailed Project Description:**

The Water Reclamation Facility had a project completed in 2017 to significantly upgrade the plant but there were still many components that were unable to be addressed as part of that project plus regular, ongoing upgrades will be need for any wastewater facility to keep it operating efficiently and within permit limits.

1. Inspection, rehabilitation, and coating of two secondary clarifiers that were installed in 1999.
2. Inspection, rehabilitation, and coating of a secondary pump station with two wet wells. Additionally, rewiring of pumps and drains will be fixed.
3. Inspection, rehabilitation, and coating of two sludge wet wells and associated drain valves to properly convey sludge to thickening units.
4. Modifications to reclaimed water system to reduce the need for potable water at the facility.
5. Replacement of fine screens for Westside Lift Station.
6. Upgrading of PLCs used to control equipment within the WRF to ensure proper security and operations.

Funding may be insufficient to complete all of this work in FYE2025 but additional work will be completed in later years as additional funding comes available. Work will be prioritized based on level and consequence of failure.

**: Expenditure Schedule Through Account \_\_\_\_\_ by Fiscal Year: \_\_\_\_\_**

Account & Object	Total ALL Fiscal Years	Actual Prior Years	Budget FYE 2024	FYE 2025	FYE 2026	FYE 2027	FYE 2028	FYE 2029	Beyond 5 Years
46201 - DESIGN	\$400,000			\$200,000		\$200,000			
46001 LAND	\$0								
46701 UTILITIES	\$0								
46101 CONST	\$3,600,000			\$1,800,000		\$1,800,000			
46301 MATLS	\$0								
<b>TOTAL</b>	<b>\$4,000,000</b>	<b>\$0</b>	<b>\$0</b>	<b>\$2,000,000</b>	<b>\$0</b>	<b>\$2,000,000</b>	<b>\$0</b>	<b>\$0</b>	<b>\$0</b>

**Operating Impact:** Negligible WRF Fund- 32

**This Project Needs Assistance From:**      Bldg Maint    IT    Pub Wks    Utils    Parks


                                                                              

**Reimbursable Account?**

**Is This Project Funded From More Than One Source?** No

If Yes, Please Specify Which Sources:

\*Project includes multiple city funds or State and Federal funds.



**City of Norman**  
 Capital Improvement Project Sheet  
 Fiscal Year Ending 2025

Project Title: <u>Aeration Basin Turbo Blower Replcmnt</u>	Project Type: <u>Water Reclamation</u>
Project Category: <u>Water Reclamation Facility</u>	Project Number: <u>WW0332</u>
Department: <u>Utilities</u>	Account Number: <u>32999911</u>
Manager: <u>Nathan Madenwald</u>	Begin & End Dates: <u>7/1/2021 To 6/30/2024</u>
Ward(s): <u>All</u>	Life Expectancy: <u>20</u>

**Detailed Project Description:**

This project will include construction costs associated with the replacement of two turbo blowers installed in the recently WRF upgrades but never met project specifications. The equipment and materials will be provided by the manufacturer at their cost.

Additionally, this project will include two replacement centrifugal blowers that are near the end of their useful life.

**: Expenditure Schedule Through Account 32999911 by Fiscal Year:**

Account & Object	Total ALL Fiscal Years	Actual Prior Years	Budget FYE 2024	FYE 2025	FYE 2026	FYE 2027	FYE 2028	FYE 2029	Beyond 5 Years
46201 - DESIGN	\$40,000	\$40,000							
46001 LAND	\$0								
46701 UTILITIES	\$0								
46101 CONST	\$2,580,000	\$280,000	\$500,000	\$1,800,000					
46301 MATLS	\$0								
<b>TOTAL</b>	<b>\$2,620,000</b>	<b>\$320,000</b>	<b>\$500,000</b>	<b>\$1,800,000</b>	<b>\$0</b>	<b>\$0</b>	<b>\$0</b>	<b>\$0</b>	<b>\$0</b>

**Operating Impact:** High **Fund(s) Impacted** \_\_\_\_\_

**This Project Needs Assistance From:**

Bldg Maint	IT	Pub Wks	Utills	Parks
<input type="checkbox"/>	<input type="checkbox"/>	<input type="checkbox"/>	<input type="checkbox"/>	<input type="checkbox"/>

**Reimbursable Account?**

**Is This Project Funded From More Than One Source?** No

If Yes, Please Specify Which Sources:

\*Project includes multiple city funds or State and Federal funds.



Photo courtesy of Visit Norman

# SEWER MAINTENANCE FUND

## CAPITAL IMPROVEMENTS PLAN

### SEWER MAINTENANCE FUND – 321

#### ASSUMPTIONS

1. Primary factors affecting project selection and priorities include:
  - Compliance with EPA administrative orders,
  - Relative impact on other parts of the sanitary sewerage system,
  - Maintenance history and service calls,
  - Inspections,
  - Wastewater Master Plan recommendations,
  - Accessibility,
  - Relative location downstream or upstream in the system, and
  - Coordination with nearby infrastructure projects.
2. New sources of revenue were approved by voters on August 14, 2001 became effective October 1, 2001 and are:
  - Sewer Maintenance (Fund 321) - \$5 per month, sewer service maintenance rate charged to each residence, apartment, business or mobile home receiving sewer service in the City; to be used for establishing an upgraded sewer maintenance program and not to pay debt service.
3. A 25 member, Council-appointed, Implementation Committee, will prioritize improvements to both the interceptors and the treatment plant with the assistance of staff. For interceptors, the committee might consider the following factors:
  - Sales tax funded project scope should be appropriate to allow funding on a “pay-as-you-go” basis.
  - Those interceptor segments shown to be most severely overloaded under the existing wastewater loading should be most highly rated. Similarly, those becoming overloaded under an obligated loading would have a higher priority than one becoming overloaded under full build-out. Expressed differently, those interceptors needing only a small increase in capacity to meet full build-out demands would have a higher priority than interceptors needing a large increase in capacity.
  - Downstream interceptor segments should generally be of higher priority than upstream segments. Interceptor projects in separate drainage basins can occur simultaneously as they are not interdependent.
  - Since excise tax funding is expected to lag behind sales tax funding, interceptor segments that are the same size under both the obligated and the full build-out scenarios might be funded first. Generally, this implies the service area is close to being fully developed, or a portion of the existing flow will be diverted to the proposed northern wastewater treatment plant.
  - Parallel interceptors might have a lower priority than a replacement interceptor might since additional rights-of-way may need to be acquired for parallel interceptors. Right-of-way/easement acquisition often delays project start-up.
  - The new interceptors serving existing customers in the Lift Station D service area must be timed to come on-line concurrently with the proposed northern wastewater treatment plant. Design and right-of-way acquisition for these interceptors might have a high priority while construction might be delayed several years.
4. In FYE 2015 Council approved transferring the sewer line maintenance operations out of the Sewer Line Maintenance Fund into the Water Reclamation Fund in order to better track the collection and distribution of the \$5 per month sewer maintenance fee.
5. Three projects are scheduled for funding in FYE 25 totaling \$5,880,000.



## Sewer Maintenance - Fund 321

	FYE 23 ACTUAL	FYE 24 ADOPTED	FYE 24 ESTIMATED	FYE 25 PRELIMINARY	FYE 26 PROJECTED	FYE 27 PROJECTED	FYE 28 PROJECTED
1 Beginning Fund Balance	\$ 13,991,321	\$ 1,886,283	\$ 17,390,640	\$ 3,851,676	\$ 1,048,902	\$ 4,054,183	\$ 7,087,664
2							
3 Operating Revenues:							
4 Sewer Maintenance Rate	\$ 3,225,049	\$ 3,123,871	\$ 3,123,871	\$ 3,155,110	\$ 3,186,661	\$ 3,218,528	\$ 3,250,713
5							
6 Total Operating Revenues	\$ 3,225,049	\$ 3,123,871	\$ 3,123,871	\$ 3,155,110	\$ 3,186,661	\$ 3,218,528	\$ 3,250,713
7							
8 Operating Expenditures:							
9 Salaries and Benefits	\$ 87,116	\$ 91,883	\$ 91,883	\$ 67,303	\$ 70,668	\$ 74,202	\$ 77,912
10 Supplies and Materials	1,905	3,082	3,082	4,513	4,558	4,604	4,650
11 Services and Maintenance	1,281	4,725	4,725	3,525	3,560	3,596	3,632
12 Internal Services	-	1,031	1,031	2,543	2,594	2,646	2,699
13							
14 Total Operating Expenditures	\$ 90,302	\$ 100,721	\$ 100,721	\$ 77,884	\$ 81,380	\$ 85,047	\$ 88,892
15							
16 Net Operating Revenue	\$ 3,134,747	\$ 3,023,150	\$ 3,023,150	\$ 3,077,226	\$ 3,105,281	\$ 3,133,481	\$ 3,161,821
17							
18 Other Revenues:							
19 Interest Income	\$ 295,349	-	-	-	-	-	-
20 Misc. Revenue	(648)	-	-	-	-	-	-
21 Transfer from Excise Tax Fund	623,000	-	-	-	-	-	-
22							
23 Total Other Revenues	\$ 917,701	\$ -	\$ -	\$ -	\$ -	\$ -	\$ -
24							
25							
26 Other Expenditures:							
27 Capital Projects	\$ 653,129	\$ 2,800,000	\$ 16,562,114	\$ 5,880,000	\$ 100,000	\$ 100,000	\$ 100,000
28 I/F Transf - Capital Fund	-	-	-	-	-	-	-
29 Audit Accruals/Adjustments	-	-	-	-	-	-	-
30							
31 Total Other Expenditures	\$ 653,129	\$ 2,800,000	\$ 16,562,114	\$ 5,880,000	\$ 100,000	\$ 100,000	\$ 100,000
32							
33 Total Revenues	\$ 4,142,750	\$ 3,123,871	\$ 3,123,871	\$ 3,155,110	\$ 3,186,661	\$ 3,218,528	\$ 3,250,713
34							
35 Total Expenditures	\$ 743,431	\$ 2,900,721	\$ 16,662,835	\$ 5,957,884	\$ 181,380	\$ 185,047	\$ 188,892
36							
37 Net Revenues (Expenditures)	\$ 3,399,319	\$ 223,150	\$ (13,538,964)	\$ (2,802,774)	\$ 3,005,281	\$ 3,033,481	\$ 3,061,821
38							
39 Ending Fund Balance	\$ 17,390,640	\$ 2,109,433	\$ 3,851,676	\$ 1,048,902	\$ 4,054,183	\$ 7,087,664	\$ 10,149,485

**Sewer Maintenance Fund Project Table  
Fund 321**

Acct No	Project Number	Project Name	FYE 2024 Revised Budget	FYE 2025 Preliminary	FYE 2026	FYE 2027	FYE 2028	FYE 2029	BEYOND 5 YEARS
<b>EXPENDITURES</b>									
32190048	WW0091	Replace Lift Station D Force Main-Phase 2	1,021,499	-	-	-	-	-	-
32190048	WW0174	Bishop Interceptors (match)	2,570,000	-	-	-	-	-	-
32193338	WW0178	SS Aerial Crossing: HWY 9 & OliverWood	384,033	-	-	-	-	-	-
32199974	WW0248	SS Emergency Repairs	552,499	100,000	100,000	100,000	100,000	100,000	-
32193338	WW0316	Sewer Maint Projects FY18	2,759,265	-	-	-	-	-	-
32193338	WW0321	Sewer Maint Projects FY19	5,737,603	-	-	-	-	-	-
32190048	WW0328	Brookhaven Creek Interceptors	450,000	-	-	-	-	-	-
32193338	WW0330	12th Ave NE Manhole Replacements	188,115	-	-	-	-	-	-
32193338	WW0334	Sewer Maint Projects FYE 2022	2,620,000	800,000	-	-	-	-	-
32192236	WW0335	Sewer Lift Station Rehab: Ashton Grove	45,100	-	-	-	45,100	-	-
32193338	WW0337	Sewer Maint Projects FYE 2024	150,000	4,900,000	-	-	-	-	-
32192236	WW0338	Sewer Lift Station Rehab: Sutton Place	60,000	-	-	-	-	-	-
32192236	WW0339	Healthplex Lift Station SCADA Improve	20,000	-	-	-	-	-	-
32192236	WW-	Sewer Lift Station Rehab - Sutton Place	-	80,000	-	-	-	-	-
<b>TOTAL SEWER MAINTENANCE FUND 321 PROJECTS</b>			<b>\$ 16,558,114</b>	<b>\$ 5,880,000</b>	<b>\$ 100,000</b>	<b>\$ 100,000</b>	<b>\$ 100,000</b>	<b>\$ 100,000</b>	<b>\$ -</b>



**City of Norman**  
**Capital Improvement Project Sheet**  
**Fiscal Year Ending 2025**

Project Title: <u>Sanitary Sewer Emergency Repairs</u>	Project Type: <u>Water Reclamation</u>
Project Category: <u>Line Maintenance</u>	Project Number: <u>WW0248</u>
Department: <u>Utilities</u>	Account Number: <u>32199974</u>
Manager: <u>Scott Aynes</u>	Begin & End Dates: <u>7/1/2002 To 6/30/2050</u>
Ward(s): <u>All</u>	Life Expectancy: <u>50 years</u>

**Detailed Project Description:**

This is an annual project to perform emergency repairs of sanitary sewer lines by outside contractor on an as-needed basis. Location of repairs to be determined on a case by case basis when repairs are beyond the scope of Sewer Line Maintenance staff due to depth, location or manpower restrictions.

**: Expenditure Schedule Through Account 32199974 by Fiscal Year:**

Account & Object	Total ALL Fiscal Years	Actual Prior Years	Budget FYE 2024	FYE 2025	FYE 2026	FYE 2027	FYE 2028	FYE 2029	Beyond 5 Years
46201 - DESIGN	\$0								
46001 LAND	\$0								
46701 UTILITIES	\$0								
46101 CONST	\$1,907,016	\$854,516	\$552,500	\$100,000	\$100,000	\$100,000	\$100,000	\$100,000	
46301 MATLS	\$0								
<b>TOTAL</b>	<b>\$1,907,016</b>	<b>\$854,516</b>	<b>\$552,500</b>	<b>\$100,000</b>	<b>\$100,000</b>	<b>\$100,000</b>	<b>\$100,000</b>	<b>\$100,000</b>	<b>\$0</b>

**Operating Impact:** Negligible 321

**This Project Needs Assistance From:**      Bldg Maint      IT      Pub Wks      Utils      Parks

**Reimbursable Account?**

**Is This Project Funded From More Than One Source?** No      If Yes, Please Specify Which Sources:



**City of Norman**  
**Capital Improvement Project Sheet**  
**Fiscal Year Ending 2025**

Project Title: <u>Sewer Maintenance Project FY 2022</u>	Project Type: <u>Water Reclamation</u>
Project Category: <u>Sanitary Sewer Replacements</u>	Project Number: <u>WW0334</u>
Department: <u>Utilities</u>	Account Number: <u>32193338</u>
Manager: <u>Peter Wolbach</u>	Begin & End Dates: <u>7/1/2021 To 6/30/2026</u>
Ward(s): <u>2 and 8</u>	Life Expectancy: <u>50 years</u>

**Detailed Project Description:**

In 2001, the citizen's of Norman approved a Sewer Maintenance Fee of \$5 per month per household to be deposited in the Sewer Maintenance Fund 321. New projects are funded annually with funding utilized for design, inspection and construction activities which will repair or replace our aging sewer collection system including sewer lines and lift stations.

**ORIGINAL SCOPE**  
 Annual rehabilitation project is generally bounded by Westridge Terrace to the west, W. Boyd St. to the North, Wiley Road to the East, and Lindsey Street to the south. Additional lines may be added by staff if funding is available. Repair to or replacement of about 21,100 feet of sewer is needed in the project area, subject to adjustments by staff due to unforeseen system operational considerations. Alternates may be bid, but are not identified yet.

**REVISED SCOPE**  
 Based on current system condition and frequency of maintenance by staff, the location of this project is being changed to cover two different areas:  
 1. Lines north of Dakota Street and east of Fairway Drive up to the golf course; and  
 2. Lines between Stubbeman Avenue and Porter Avenue and generally north of Mimosa Drive.  
 These areas include approximately 18,200 linear feet.

The portion originally programmed for FYE 2022 has been moved to FYE 2027.

**: Expenditure Schedule Through Account 32193338 by Fiscal Year:**

Account & Object	Total ALL Fiscal Years	Actual Prior Years	Budget FYE 2024	FYE 2025	FYE 2026	FYE 2027	FYE 2028	FYE 2029	Beyond 5 Years
46201 - DESIGN	\$120,000		\$120,000						
46001 LAND	\$30,000		\$30,000						
46701 UTILITIES	\$0								
46101 CONST	\$3,270,000		\$2,470,000	\$800,000					
46301 MATLS	\$0								
<b>TOTAL</b>	<b>\$3,420,000</b>	<b>\$0</b>	<b>\$2,620,000</b>	<b>\$800,000</b>	<b>\$0</b>	<b>\$0</b>	<b>\$0</b>	<b>\$0</b>	<b>\$0</b>

**Operating Impact:** Positive Fund 321

Replacement of old lines will reduce the frequency of maintenance.


**This Project Needs Assistance From:**

Bldg Maint	IT	Pub Wks	Utils	Parks
<input type="checkbox"/>	<input type="checkbox"/>	<input type="checkbox"/>	<input type="checkbox"/>	<input type="checkbox"/>

**Reimbursable Account?**

**Is This Project Funded From More Than One Source?** No If Yes, Please Specify Which Sources:

\*Project includes multiple city funds or State and Federal funds. 47



**City of Norman**  
**Capital Improvement Project Sheet**  
**Fiscal Year Ending 2025**

Project Title: <u>Sewer Maintenance Project FY 2024</u>	Project Type: <u>Water Reclamation</u>
Project Category: <u>Sanitary Sewer Replacements</u>	Project Number: <u>WW0337</u>
Department: <u>Utilities</u>	Account Number: <u>32193338</u>
Manager: <u>Peter Wolbach</u>	Begin & End Dates: <u>7/1/2023 To 6/30/2026</u>
Ward(s): <u>1</u>	Life Expectancy: <u>50 years</u>

**Detailed Project Description:**

In 2001, the citizen's of Norman approved a Sewer Maintenance Fee of \$5 per month per household to be deposited in the Sewer Maintenance Fund 321. New projects are funded annually with funding utilized for design, inspection and construction activities which will repair or replace our aging sewer collection system including sewer lines and lift stations.

**ORIGINAL SCOPE**  
 Annual rehabilitation project, generally bounded by Main to the North, Imhoff Creek to the west, W. Boyd to the south and Wylie to the East. Additional lines may be added by staff if funding is available. Repair to or replacement of about 18,800 feet of sewer is needed in the project area, subject to adjustments by staff due to unforeseen system operational considerations. Alternates may be bid, but are not identified yet.

**REVISED SCOPE**  
 Based on current system condition and frequency of maintenance by staff, the location of this project is being changed to cover This project will now replace the sewer lines generally located east of 12th Avenue NE, north of Lindsey, south of Alameda and west of Grill Avenue. These areas include approximately 27,750 linear feet.

**: Expenditure Schedule Through Account 32193338 by Fiscal Year:**

Account & Object	Total ALL Fiscal Years	Actual Prior Years	Budget FYE 2024	FYE 2025	FYE 2026	FYE 2027	FYE 2028	FYE 2029	Beyond 5 Years
46201 - DESIGN	\$120,000		\$120,000						
46001 LAND	\$30,000		\$30,000						
46701 UTILITIES	\$0								
46101 CONST	\$4,900,000			\$4,900,000					
46301 MATLS	\$0								
<b>TOTAL</b>	<b>\$5,050,000</b>	<b>\$0</b>	<b>\$150,000</b>	<b>\$4,900,000</b>	<b>\$0</b>	<b>\$0</b>	<b>\$0</b>	<b>\$0</b>	<b>\$0</b>

**Operating Impact:** Positive Fund 321

Replacement of old lines will reduce the frequency of maintenance.

**This Project Needs Assistance From:**

Bldg Maint	IT	Pub Wks	Utils	Parks
<input type="checkbox"/>	<input type="checkbox"/>	<input type="checkbox"/>	<input type="checkbox"/>	<input type="checkbox"/>

**Reimbursable Account?**

**Is This Project Funded From More Than One Source?** No

If Yes, Please Specify Which Sources:

\*Project includes multiple city funds or State and Federal funds.



**City of Norman**  
 Capital Improvement Project Sheet  
 Fiscal Year Ending 2025

Project Title: <u>Sewer Lift Station Rehab - Sutton Place</u>	Project Type: <u>Water Reclamation</u>
Project Category: <u>Line Maintenance</u>	Project Number: <u>WWXXXX</u>
Department: <u>Utilities</u>	Account Number: <u>32192236</u>
Manager: <u>Jared Mattern</u>	Begin & End Dates: <u>7/1/2024 To 6/30/2025</u>
Ward(s): <u>6</u>	Life Expectancy: <u>20 years</u>

**Detailed Project Description:**

This is an annual project to rehabilitate lift stations and associated appurtenances; funds remaining at end of fiscal year are returned to fund balance. Design life of a lift station is twenty years; future projects to be determined based on need. FYE 25 project is to rehabilitate pumps, valves and electrical control panels at the Park Hill Lift Station.

**: Expenditure Schedule Through Account 32192236 by Fiscal Year:**

Account & Object	Total ALL Fiscal Years	Actual Prior Years	Budget FYE 2024	FYE 2025	FYE 2026	FYE 2027	FYE 2028	FYE 2029	Beyond 5 Years
46201 - DESIGN	\$0								
46001 LAND	\$0								
46701 UTILITIES	\$0								
46101 CONST	\$20,000			\$20,000					
46301 MATLS	\$60,000			\$60,000					
<b>TOTAL</b>	<b>\$80,000</b>	<b>\$0</b>	<b>\$0</b>	<b>\$80,000</b>	<b>\$0</b>	<b>\$0</b>	<b>\$0</b>	<b>\$0</b>	<b>\$0</b>

**Operating Impact:** Negligible Fund 321

Increases reliability of lift station.

**This Project Needs Assistance From:**

Bldg Maint	IT	Pub Wks	Utils	Parks
<input type="checkbox"/>	<input type="checkbox"/>	<input type="checkbox"/>	<input type="checkbox"/>	<input type="checkbox"/>

**Reimbursable Account?**

**Is This Project Funded From More Than One Source?** No If Yes, Please Specify Which Sources:



# SEWER NEW DEVELOPMENT FUND

## CAPITAL IMPROVEMENTS PLAN

### NEW DEVELOPMENT EXCISE TAX FUND –322

#### ASSUMPTIONS

1. Primary factors affecting project selection and priorities include:
  - Compliance with EPA administrative orders,
  - Relative impact on other parts of the sanitary sewerage system,
  - Maintenance history and service calls,
  - Inspections,
  - Wastewater Master Plan recommendations,
  - Accessibility,
  - Relative location downstream or upstream in the system, and
  - Coordination with nearby infrastructure projects.
2. New sources of revenue were approved by voters on August 14, 2001 and became effective October 1, 2001:
  - New Development Excise Tax (Fund 322) – an excise tax on new residential and commercial development to be served by the sewer system. This revenue is to be used for future improvements and expansion to the city’s wastewater system. The amount generated is dependent on growth, but is anticipated to be \$2 million per year. Projects will be funded primarily Pay Go and debt financed as needed.
3. A 25 member, Council-appointed, Implementation Committee, will prioritize improvements to both the interceptors and the treatment plant with the assistance of staff. For interceptors, the committee might consider the following factors:
  - Sales tax funded project scope should be appropriate to allow funding on a “pay-as-you-go” basis.
  - Those interceptor segments shown to be most severely overloaded under the existing wastewater loading should be most highly rated. Similarly, those becoming overloaded under an obligated loading would have a higher priority than one becoming overloaded under full build-out. Expressed differently, those interceptors needing only a small increase in capacity to meet full build-out demands would have a higher priority than interceptors needing a large increase in capacity.
  - Downstream interceptor segments should generally be of higher priority than upstream segments. Interceptor projects in separate drainage basins can occur simultaneously as they are not interdependent.
  - Since excise tax funding is expected to lag behind sales tax funding, interceptor segments that are the same size under both the obligated and the full build-out scenarios might be funded first. Generally, this implies the service area is close to being fully developed, or a portion of the existing flow will be diverted to the proposed northern wastewater treatment plant.
  - Parallel interceptors might have a lower priority than a replacement interceptor might since additional rights-of-way may be required for parallel interceptors. Right-of-way/easement acquisition often delays project start-up.
  - The new interceptors serving existing customers in the Lift Station D service area must be timed to come on-line concurrently with the proposed northern wastewater treatment plant. Design and right-of-way acquisition for these interceptors might have a high priority while construction might be delayed several years.
4. There are no projects scheduled for FYE 25.



**NEW DEVELOPMENT - FUND 322**

	FYE 23 ACTUAL	FYE 24 ADOPTED	FYE 24 ESTIMATED	FYE 25 PROJECTED	FYE 26 PROJECTED	FYE 27 PROJECTED	FYE 28 PROJECTED
1 Beginning Fund Balance	\$ 6,679,569	\$ 4,568,028	\$ 5,100,288	\$ 1,288,042	\$ 854,900	\$ 421,759	\$ (6,011,383)
2							
3 Operating Revenues:							
4 Excise Tax - Residential	\$ 876,983	\$ 1,100,000	\$ 1,100,000	\$ 1,100,000	\$ 1,100,000	\$ 1,100,000	\$ 1,100,000
5 Excise Tax - Commercial	160,729	300,000	300,000	300,000	300,000	300,000	300,000
6							
7 Total Operating Revenues	\$ 1,037,712	\$ 1,400,000	\$ 1,400,000	\$ 1,400,000	\$ 1,400,000	\$ 1,400,000	\$ 1,400,000
8							
9 Total Operating Expenditures	\$ -	\$ -	\$ -	\$ -	\$ -	\$ -	\$ -
10							
11 Net Operating Revenue	\$ 1,037,712	\$ 1,400,000	\$ 1,400,000	\$ 1,400,000	\$ 1,400,000	\$ 1,400,000	\$ 1,400,000
12							
13 Other Revenues:							
14 Interest Income	\$ 125,492	\$ 70,000	\$ 70,000	\$ 70,000	\$ 70,000	\$ 70,000	\$ 70,000
15							
16 Total Other Revenues	\$ 125,492	\$ 70,000	\$ 70,000	\$ 70,000	\$ 70,000	\$ 70,000	\$ 70,000
17							
18 Other Expenditures:							
19 Debt Service - 09 SRF	\$ 351,334	\$ 353,085	\$ 353,085	\$ 353,085	\$ 353,085	\$ 353,085	\$ 353,085
20 Debt Service - 14 SRF	1,547,556	1,550,056	1,550,056	1,550,056	1,550,056	1,550,056	1,550,056
21 Capital Projects	220,595	2,000,000	3,379,105	-	-	6,000,000	776,279
22 Transfer to Maint. Fund	623,000						
23							
24 Total Other Expenditures	\$ 2,742,485	\$ 3,903,141	\$ 5,282,246	\$ 1,903,141	\$ 1,903,141	\$ 7,903,141	\$ 1,129,364
25							
26 Net Revenues (Expenditures)	\$ (1,579,281)	\$ (2,433,141)	\$ (3,812,246)	\$ (433,141)	\$ (433,141)	\$ (6,433,141)	\$ 340,636
27							
28 Ending Fund Balance	\$ 5,100,288	\$ 2,134,886	\$ 1,288,042	\$ 854,900	\$ 421,759	\$ (6,011,383)	\$ (5,670,746)

**New Development ExciseTax Fund Project Table  
Fund 322**

Acct No	Project Number	Project Name	FYE 2024 Revised Budget	FYE 2025 Preliminary	FYE 2026	FYE 2027	FYE 2028	FYE 2029	BEYOND 5 YEARS
<b>EXPENDITURES</b>									
32290048	WW0174	Bishop Creek Interceptors	139,700	-	-	-	-	-	1,791,700
32290048	WW0179	WW Master Plan	629,405	-	-	-	-	-	-
32290048	WW0308	SE Lift Station Payback	902,000	-	-	6,000,000	-	-	-
32299911	WW0326	WRF Dewatering Centrifuge Replacement	1,331,600	-	-	-	-	-	-
32290048	WW0328	Brookhaven Creek Interceptors	100,000	-	-	-	-	-	2,181,500
32290722	WW0348	Corporation Addition Utilities	276,400	-	-	-	-	-	-
32290722	WW-	4.5 MGD North WRF	-	-	-	-	-	-	50,200,000
<b>TOTAL NEW DEVELOPMENT EXCISE FUND 322 PROJECTS</b>			<b>\$ 3,379,105</b>	<b>\$ -</b>	<b>\$ -</b>	<b>\$ 6,000,000</b>	<b>\$ -</b>	<b>\$ -</b>	<b>\$ 54,173,200</b>




Photo courtesy of Visit Norman

# SANITATION FUND

## CAPITAL IMPROVEMENTS PLAN

### **SANITATION FUND - 33**

#### ASSUMPTIONS


1. All Projects are scheduled on a pay-go basis and cannot be funded until and unless the voters approve a revenue rate increase and/or revenue bonds.
2. Revenues from the Sanitation Fees shall be used for construction of new facilities or maintenance of existing facilities.
3. One project is scheduled for funding in FYE 25 in the amount of \$600,000.

## SANITATION - FUND 33

	FYE 23 ACTUAL	FYE 24 ADOPTED	FYE 24 ESTIMATED	FYE 25 PRELIMINARY	FYE 26 PROJECTED	FYE 27 PROJECTED	FYE 28 PROJECTED
1 Beginning Fund Balance	\$ 14,770,036	\$ 6,386,020	\$ 12,267,716	\$ 4,207,683	\$ 2,188,335	\$ 1,494,022	\$ 710,485
2							
3 Operating Revenues:							
4 Enterprise Fund Fees/Chgs	\$ 16,961,456	\$ 16,114,940	\$ 16,114,940	\$ 16,405,009	\$ 16,700,299	\$ 17,000,904	\$ 17,306,920
5 Other Revenue	643,596	230,883	230,883	233,192	235,524	237,879	240,258
6							
7 Total Operating Revenues	\$ 17,605,052	\$ 16,345,823	\$ 16,345,823	\$ 16,638,201	\$ 16,935,823	\$ 17,238,783	\$ 17,547,178
8							
9 Operating Expenditures:							
10 Salaries / Benefits	\$ 5,342,427	\$ 4,993,698	\$ 4,886,633	\$ 5,321,631	\$ 5,587,713	\$ 5,867,098	\$ 6,160,453
11 Supplies / Materials	1,486,253	1,449,065	1,456,454	1,482,365	1,497,189	1,512,161	1,527,283
12 Services / Maintenance	4,354,123	4,922,470	4,927,412	5,193,569	5,245,505	5,297,960	5,350,940
13 Internal Services	1,089,893	1,191,946	1,191,946	1,115,110	1,137,412	1,160,160	1,183,363
14 Cost Allocations	1,899,452	2,116,952	2,116,952	2,239,919	2,262,318	2,284,941	2,307,790
15							
16 Total Operating Expenditures	\$ 14,172,148	\$ 14,674,131	\$ 14,579,397	\$ 15,352,594	\$ 15,730,137	\$ 16,122,320	\$ 16,529,829
17							
18 Net Operating Revenue	\$ 3,432,904	\$ 1,671,692	\$ 1,766,426	\$ 1,285,607	\$ 1,205,686	\$ 1,116,463	\$ 1,017,349
19							
20 Other Revenue:							
21 Interest Income	\$ 256,257	\$ 300,000	\$ 300,000	\$ 300,000	\$ 300,000	\$ 300,000	\$ 300,000
22 Bond/Grant Proceeds	-	-	-	-	-	-	-
23							
24 Total Other Revenue	\$ 256,257	\$ 300,000	\$ 300,000	\$ 300,000	\$ 300,000	\$ 300,000	\$ 300,000
25							
26 Other Expenditures:							
27 Audit Accruals/Adjustments	\$ 166,433						
28 Capital Equipment	3,431,514	\$ 3,479,713	\$ 7,088,121	\$ 3,004,955	\$ 2,200,000	\$ 2,200,000	\$ 2,200,000
31 Capital Projects	2,593,534	850,000	3,038,338	600,000	-	-	-
33 I/F Transfer - Capital Fund	-						
34							
35 Total Other Expenditures	\$ 6,191,481	\$ 4,329,713	\$ 10,126,459	\$ 3,604,955	\$ 2,200,000	\$ 2,200,000	\$ 2,200,000
36							
37 Net Revenues (Expenditures)	\$ (2,502,320)	\$ (2,358,021)	\$ (8,060,033)	\$ (2,019,348)	\$ (694,314)	\$ (783,537)	\$ (882,651)
38							
39 Ending Fund Balance	\$ 12,267,716	\$ 4,027,999	\$ 4,207,683	\$ 2,188,335	\$ 1,494,022	\$ 710,485	\$ (172,166)
40							
41 Reserves							
42 Reserve for Operations	\$ 1,133,772	\$ 1,173,930	\$ 1,166,352	\$ 1,228,208	\$ 1,258,411	\$ 1,289,786	\$ 1,322,386
43 Reserve for Capital	2,480,991	2,551,239	2,480,991	2,200,000	2,200,000	2,200,000	2,200,000
44 Reserve (Deficit) Surplus	8,652,953	302,831	560,340	(1,239,873)	(1,964,389)	(2,779,301)	(3,694,552)
45							
46 Total Reserves	\$ 12,267,716	\$ 4,027,999	\$ 4,207,683	\$ 2,188,335	\$ 1,494,022	\$ 710,485	\$ (172,166)

**Sanitation Fund Project Table  
Fund 33**

<b>Acct No</b>	<b>Project Number</b>	<b>Project Name</b>	<b>FYE 2024 Revised Budget</b>	<b>FYE 2025 Preliminary</b>	<b>FYE 2026</b>	<b>FYE 2027</b>	<b>FYE 2028</b>	<b>FYE 2029</b>	<b>BEYOND 5 YEARS</b>
<b>EXPENDITURES</b>									
33999975	SA0005	Transfer Station Renovation	1,979,629	-	-	-	-	-	-
33999975	SA0012	Household Hazardous Waste Facility	105,125	-	-	-	-	-	-
33999975	SA0014	Compost Area Pad Improvements	196,388	-	-	-	-	-	-
33999975	SA0019	Compost Facility Scale House	365,794	-	-	-	-	-	-
33999975	SA0021	New Sanitation Facility	160,575	-	-	-	-	-	-
33999975	SA0022	West Norman Recycle Center	98,950	-	-	-	-	-	-
33999975	SA0024	Sanitation Storage Building	50,000	600,000	-	-	-	-	-
33999975	SA0025	Sanitation Cost of Service Study	60,000	-	-	-	-	-	-
33999975	WW0312	WRF Class A Sludge Improvements	21,874	-	-	-	-	-	-
<b>TOTAL SANITATION FUND 33 PROJECTS</b>			<b>\$ 3,038,335</b>	<b>\$ 600,000</b>	<b>\$ -</b>	<b>\$ -</b>	<b>\$ -</b>	<b>\$ -</b>	<b>\$ -</b>



**City of Norman**  
 Capital Improvement Project Sheet  
 Fiscal Year Ending 2025

Project Title: <u>Sanitation Storage Facility</u>	Project Type: <u>Sanitation</u>
Project Category: <u>Building and Grounds</u>	Project Number: <u>SA0024</u>
Department: <u>Utilities</u>	Account Number: <u>33999975</u>
Manager: <u>Nathan Madenwald</u>	Begin & End Dates: <u>7/1/2023 To 6/30/2025</u>
Ward(s): <u>7</u>	Life Expectancy: <u>40</u>

**Detailed Project Description:**

Determine the need for a new storage facility for the Sanitation Division within the yard area near the recently constructed Sanitation Container Maintenance Building by completing a study to confirm need and determine location of a building.

**: Expenditure Schedule Through Account 33999975 by Fiscal Year:**

Account & Object	Total ALL Fiscal Years	Actual Prior Years	Budget FYE 2024	FYE 2025	FYE 2026	FYE 2027	FYE 2028	FYE 2029	Beyond 5 Years
46201 - DESIGN	\$50,000		\$50,000						
46001 LAND	\$0								
46701 UTILITIES	\$0								
46101 CONST	\$600,000			\$600,000					
46301 MATLS	\$0								
<b>TOTAL</b>	<b>\$650,000</b>	<b>\$0</b>	<b>\$50,000</b>	<b>\$600,000</b>	<b>\$0</b>	<b>\$0</b>	<b>\$0</b>	<b>\$0</b>	<b>\$0</b>

**Operating Impact:** Positive Sanitation Fund

**This Project Needs Assistance From:**

Bldg Maint	IT	Pub Wks	Utils	Parks
<input checked="" type="checkbox"/>	<input checked="" type="checkbox"/>	<input type="checkbox"/>	<input type="checkbox"/>	<input type="checkbox"/>

**Reimbursable Account?**

**Is This Project Funded From More Than One Source?** No

If Yes, Please Specify Which Sources:

\*Project includes multiple city funds or State and Federal funds.



Pictured left to right, brothers: Jack Bumgarner,  
Jim Bumgarner (James Garner), and Charles Bumgarner.

(Photo courtesy of Terry Bumgarner, James Garner's nephew)

# CAPITAL FUND



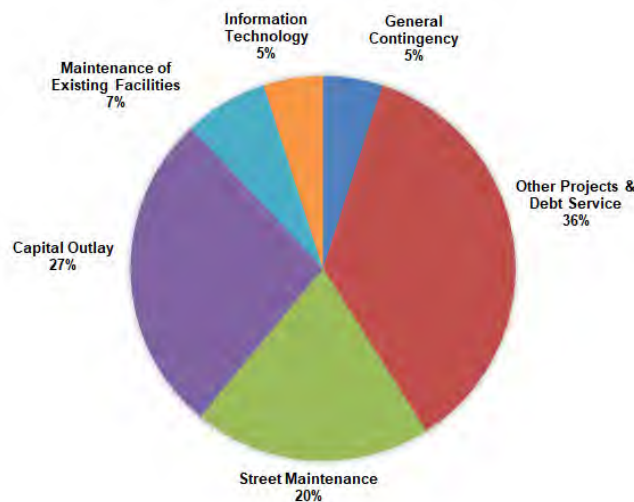
# CAPITAL IMPROVEMENTS PLAN

## CAPITAL FUND – 50

### ASSUMPTIONS

1. Capital Fund revenues are primarily received from 70% of one percent of sales tax (0.7%), per referendum of September 1976. Their purpose is to finance General Fund related capital needs. Revenue amounts are projected to increase at annual growth rates based on trend line analysis.
2. New capital sales tax revenue will be generally allocated as follows:
  - 5% General Contingency – reserved for inflation and unanticipated needs; (changed from 7% in FYE 24).
  - 7% Maintenance of Existing Facilities – preventive maintenance needs; (changed from 5% in FYE 24).
  - 5% Information Technology Infrastructure - major hardware and software updates (Proposed addition in FYE 25).
  - 27% Capital Outlay – major equipment such as vehicles and computer hardware;
  - 20% Street Maintenance – life extending treatments to public streets and drainage ways, one street crew and one drainage crew; and (proposed change from 25% in FYE 25)
  - 36% Pay-As-You-Go (PAYGO) projects not eligible for an enterprise fund revenues, Debt Service for the 1992 General Obligation Bonds, transfer to Arterial Road Recoupment Fund and salaries for city personnel working on capital projects.

### Allocation of New Sales Tax



3. Until a Drainage Utility is created for future funding of storm water drainage projects, such projects will be funded from capital sales tax revenues.
4. As feasible, the City will pursue funding from all eligible sources (such as the State and Federal governments, as well as private interests), when pursuing street and intersection improvements and it is assumed they will participate at the eligible funding levels.
5. Park development projects will be phased on a PAYGO basis, using city funds, private contributions, and Federal or state assistance. Park Development Fees (Fund 52) will also be available for construction of Community and Neighborhood Parks.
6. It is assumed that improvements and expansion of existing neighborhood parks is more important than acquiring and constructing new neighborhood facilities, unless it involves undeveloped neighborhood parks in areas with growing demand for services. Further, land desired for future community park and open space needs should be acquired at the earliest possible date in order to preserve it from being otherwise developed.
7. The City will explore the option of selling bonds to advance major projects, due to a lack of other available revenues.

8. Periodically, the private sector participates in project expenses through impact fees.
9. See Figures in the Appendix and individual project sheets for locations of specific projects.
10. Beginning in FYE 08, the Capital Fund began subsidizing the Westwood Fund by means of transfers. These funds are spent on capital projects and capital equipment. In FYE 24, \$75,897 is proposed for Golf Course equipment.
11. The Electorate approved a sales tax for public safety (referred to herein as Public Safety Sales Tax, PSST) on May 13, 2008 and an extension of the PSST on April 1, 2014, earmarking part of the proceeds for construction, equipping and staffing of two new fire stations and other police and fire related capital purposes. These have been included in the capital budget as Fire Station 8, Fire Station 9 and the Smalley Center. The sales taxes will be transferred from the General Fund to the Capital Fund at the rate of expenditures.
12. In previous years, the Capital Fund paid for personnel working on capital projects by transferring from the Capital Fund to non-enterprise funds. Beginning in FYE 2012, salaries and benefits will be paid directly from the Capital Fund. Personnel include: 2 CIP Engineers, 1 Traffic Engineer, 2 Capital Project Managers, a Staff Engineer, 25% of an Engineering Assistant, 50% of the Storm Water Program Manager, 70% of a Park Planner I, 60% of a Park Planner II, 80% of a Construction Inspector 50% of a Construction Inspector, 80% of Utility Coordinator, and 15% of a Parks Manager. Two new capital project engineers were added in FYE 17.
13. In August, 2012 a General Obligation Bond referendum was approved (\$42,575,000) for street maintenance program. Some of these were previously partially funded with Capital Sales Tax. The Pay-Go funding will be reallocated to other needs as Council reviews specific projects.
14. In April, 2016 a General Obligation Bond referendum was approved (\$25,360,000) for continuation of the previous street maintenance program with additional street locations. This was funded with a temporary property tax.
15. In April, 2019 a General Obligation Bond referendum was approved (\$72,000,000) for transportation projects. This is funded with a temporary property tax.
16. On April 6, 2021 a General Obligation Bond referendum was approved (\$27,000,000) for continuation of the previous (2016) street maintenance program with additional street locations and the addition of a preventative maintenance program. This is funded with a temporary property tax.
17. On October 10, 2023 a General Bond referendum was approved (\$50,000,000) for bridge maintenance projects. This is funded with a temporary property tax.

## CAPITAL FUND - 50

	FYE 23 ACTUAL	FYE 24 ADOPTED	FYE 24 ESTIMATED	FYE 25 PRELIMINARY	FYE 26 PROJECTED	FYE 27 PROJECTED	FYE 28 PROJECTED
1 Beginning Fund Balance	\$ 67,372,713	\$ 25,614,314	\$ 86,069,956	\$ 26,006,915	\$ 38,208,770	\$ 31,303,467	\$ 30,107,602
2							
3 Revenues:							
4 Sales Tax	\$ 16,887,357	\$ 17,169,150	\$ 17,169,150	\$ 17,512,533	\$ 17,862,784	\$ 18,220,039	\$ 18,584,440
5 Interest/Investment Income	495,455	400,000	400,000	400,000	400,000	400,000	400,000
6 GO Bond Interest Income	1,131,172	300,000	300,000	300,000	300,000	300,000	300,000
7 Donations/Other	66,176	-	-	-	-	-	-
8							
9 Subtotal	\$ 18,580,160	\$ 17,869,150	\$ 17,869,150	\$ 18,212,533	\$ 18,562,784	\$ 18,920,039	\$ 19,284,440
10 I/F Transf - CDBG Fund	-	-	-	-	-	-	-
11 I/F Transf - Special Grants Fund	859,102	-	-	-	-	-	-
12 I/F Transf - General Fund	164,901	1,391,635	1,391,635	-	-	-	-
13 I/F Transf - Water Fund	-	-	-	-	-	-	-
14 I/F Transf - Sewer Maint. Fund	-	-	-	-	-	-	-
15 I/F Transf - Sanitation Fund	-	-	-	-	-	-	-
16 I/F Transf - Transit & Parking Fund	180,000	-	-	-	-	-	-
17 Bond Proceeds	39,500,000	-	16,000,000	26,000,000	-	-	-
18							
19 Total Revenue	\$ 59,284,163	\$ 19,260,785	\$ 35,260,785	\$ 44,212,533	\$ 18,562,784	\$ 18,920,039	\$ 19,284,440
20							
21 Expenditures:							
22 Salary and Benefits	\$ 1,410,498	\$ 1,311,545	\$ 1,418,610	\$ 1,295,180	\$ 1,359,939	\$ 1,427,936	\$ 1,499,333
23 Services and Maintenance	2,211	16,877	16,877	23,552	23,788	24,025	24,266
24 Capital Outlay (Transfer)	4,097,763	4,635,671	11,948,898	4,255,378	4,822,952	4,919,411	5,017,799
25 Street Maintenance	3,075,933	2,302,877	3,282,412	2,852,877	3,320,357	2,302,877	2,302,877
26 Capital Projects (See Detail)	7,791,760	6,940,585	33,882,574	6,599,520	4,640,033	4,005,000	3,595,000
27 Maintenance of Facilities	265,437	819,086	984,308	2,100,877	-	-	-
28 Paygo (Bond Projects )	-	-	-	-	-	-	-
29 New Bond Projects - 15 - 2012 Vote	973,714	-	-	-	-	-	-
30 New Bond Projects - 18 - ERP	223,893	-	737,659	-	-	-	-
31 New Bond Projects - 19A - 2016 Vote	4,764,771	-	-	-	-	-	-
32 New Bond Projects - 19B - 2019 Vote	3,120,007	-	11,275,622	-	-	-	-
33 New Bond Projects - 20A - 2008 Vote	4,771,074	-	1,413,710	-	-	-	-
34 New Bond Projects - 21 - 2021 Vote	3,202,008	5,009,718	6,064,481	2,210,192	-	-	-
35 New Bond Projects - 23A - 2019 Vote	-	7,184,742	20,066,089	6,695,159	10,679,657	7,167,017	4,396,865
36 New Bond Projects - 23B - 2021 Vote	-	257,467	3,523,400	3,286,662	-	-	-
37 New Bond Projects - 24A - 2023 Vote	-	-	-	2,465,016	-	-	-
38 Bond Issue Cost	892,514	-	-	-	-	-	-
39 Debt Service	-	-	71,693	-	-	-	-
40 Audit Accruals/Adj/Encumbrances	(78,682)	-	-	-	-	-	-
41							
42 Subtotal	\$ 34,512,901	\$ 28,478,568	\$ 94,686,333	\$ 31,784,413	\$ 24,846,725	\$ 19,846,266	\$ 16,836,139
43 I/F Transf - GF (Storm Water Drainage Labor)	81,034	85,085	85,085	89,340	93,807	98,497	103,422
44 I/F Transf - Special Grant Fund	5,701,588	-	-	-	-	-	-
45 I/F Transf - PSST Fund	-	-	476,511	70,739	466,055	109,641	-
46 I/F Transf - CDBG Fund	-	-	-	-	-	-	-
47 I/F Transf - Westwood - Golf	291,397	75,897	75,897	66,186	61,500	61,500	61,500
48 I/F Transf - Transit & Parking Fund	0	-	-	-	-	-	-
49							
50 Total Expenditures	\$ 40,586,920	\$ 28,639,550	\$ 95,323,826	\$ 32,010,678	\$ 25,468,087	\$ 20,115,904	\$ 17,001,061
51							
52 Net Difference	\$ 18,697,243	\$ (9,378,765)	\$ (60,063,041)	\$ 12,201,855	\$ (6,905,303)	\$ (1,195,865)	\$ 2,283,379
53							
54 Ending Fund Balance	\$ 86,069,956	\$ 16,235,549	\$ 26,006,915	\$ 38,208,770	\$ 31,303,467	\$ 30,107,602	\$ 32,390,981
55							
56 Reserves:							
57 General Contingency	1,182,115	858,458	1,201,841	875,627	893,139	911,002	929,222
58 Reserve for Bond Proceeds - 15 - 2012 Vote	-	-	-	-	-	-	-
59 Reserve for Bond Proceeds - 18 - ERP	-	-	-	-	-	-	-
60 Reserve for Bond Proceeds - 19A - 2016 Vote	-	-	-	-	-	-	-
61 Reserve for Bond Proceeds - 19B - 2019 Vote	11,275,622	-	-	-	-	-	-
62 Reserve for Bond Proceeds - 20A - 2008 Vote	1,413,710	-	-	-	-	-	-
63 Reserve for Bond Proceeds - 21 - 2021 Vote	10,625,706	-	2,210,192	-	-	-	-
64 Reserve for Bond Proceeds - 23A - 2019 Vote	26,463,281	5,276,616	6,397,192	25,702,033	15,022,376	7,855,359	3,458,494
65 Reserve for Bond Proceeds - 23B - 2021 Vote	13,728,400	13,242,533	10,205,000	6,918,338	6,918,338	6,918,338	6,918,338
66 Reserve for Bond Proceeds - 24A - 2023 Vote	-	-	16,000,000	13,534,984	13,534,984	13,534,984	13,534,984
Reserve for Bond Proceeds - 24B - 2023 Vote	-	-	-	26,000,000	26,000,000	26,000,000	26,000,000
67 Reserve for Encumbrances	13,682,824	-	-	-	-	-	-
68 Available for New Projects	7,698,298	(3,142,058)	(10,007,310)	(34,822,212)	(31,065,370)	(25,112,081)	(18,450,057)
69							
70 Total Reserves	\$ 86,069,956	\$ 16,235,549	\$ 26,006,915	\$ 38,208,770	\$ 31,303,467	\$ 30,107,602	\$ 32,390,981







Acct No	Project	Project Name	FYE 2024 Revised Budget	FYE 2025 Preliminary	FYE 2026	FYE 2027	FYE 2028	FYE 2029	BEYOND 5 YEARS
	BP-	Montrose Cir: Rhoades/5200 Block FY 25	-	17,326	-	-	-	-	-
<b>TOTAL 2021 BOND</b>			<b>\$ 6,064,480</b>	<b>\$ 5,496,854</b>	<b>\$ -</b>	<b>\$ -</b>	<b>\$ -</b>	<b>\$ -</b>	<b>\$ -</b>
<b>X. BOND PROJECTS (April 2019 Referendum)</b>									
50594019	BP0417	Jenkins Ave - Imhoff Road to Lindsey Street Widening & Reconst.	8,656,991	-	-	-	-	-	-
50594019	BP0418	Porter Ave Streetscape	408,755	-	-	-	-	-	-
50594019	BP0419	James Garner Ave - Acres to Duffy St Roadway Improv	4,371,355	-	-	-	-	-	-
50594019	BP0420	Cedar Lane - E of 24th Ave SE to 36th Ave SE Reconst.	4,075,652	927,365	-	-	-	-	-
50594019	BP0421	Constitution St - Jenkins Ave to Classen Blvd Reconst.	2,345,578	-	-	-	-	-	-
50594019	BP0423	36th SE - Cedar Lane to SH9 Widening and Reconstruction	1,095,664	1,660,982	-	-	-	-	-
50594019	BP0424	Gray Street 2-way conversion	4,399,754	-	-	-	-	-	-
50594019	BP0425	36th Ave NW - Indian Hills Rd to City Limits Widening	1,364,444	786,379	-	-	-	-	-
50594019	BP0426	24th Ave NE - Rock Creek to Tecumseh Widening	1,017,867	621,257	1,629,404	-	-	-	-
50594019	BP0427	48th Ave NW Phase 1 - Robinson to Rock Creek Widening	721,557	1,742,876	400,000	1,229,367	-	-	-
50594019	BP0428	Lindsey Street Phase 1 - Elm Ave to Jenkins Ave Widening	935,688	-	1,592,915	-	-	-	-
50594019	BP0429	Indian Hills Road - 48th Ave NW to I-35 Widening	-	-	1,373,561	2,711,200	4,396,865	-	-
50594019	BP0430	Indian Hills Road and I-35 Matching Funds	-	-	2,000,000	-	-	-	-
50594019	BP0431	48th Ave NW Phase 2 - Rock Creek to Tecumseh Widening	-	-	768,261	444,000	-	1,353,778	-
50594019	BP0432	Lindsey Street Phase 2 - Pickard Ave to Elm Ave Widening	395,694	956,300	697,266	-	-	-	-
50594019	BP0433	Tecumseh - 12th Ave NE to 24th Ave NE Reconst.	962,774	-	1,137,500	1,725,290	-	-	-
50594019	BP0434	Rock Creek Road - Queenston Ave to 24th Ave NE	589,934	-	477,500	1,057,160	-	-	-
50594019	BP0455	GOB 2019 Project Oversight	-	-	603,250	-	-	-	-
<b>TOTAL 2019 BOND</b>			<b>\$ 31,341,707</b>	<b>\$ 6,695,159</b>	<b>\$ 10,679,657</b>	<b>\$ 7,167,017</b>	<b>\$ 4,396,865</b>	<b>\$ 1,353,778</b>	<b>\$ -</b>
<b>XI. BOND PROJECTS (October 2023 Referendum)</b>									
50-	BP-	East Post Oak Road Bridge	-	1,819,111	-	-	-	-	-
50-	BP-	Main St. Bridge	-	645,905	-	-	-	-	-
<b>Subtotal 2023 GO Bond Total</b>			<b>\$ -</b>	<b>\$ 2,465,016</b>	<b>\$ -</b>	<b>\$ -</b>	<b>\$ -</b>	<b>\$ -</b>	<b>\$ -</b>
<b>TOTAL CAPITAL FUND 50 PROJECTS' EXPENSES</b>			<b>\$ 85,706,478</b>	<b>\$ 31,784,413</b>	<b>\$ 24,846,726</b>	<b>\$ 19,846,266</b>	<b>\$ 16,836,140</b>	<b>\$ 14,218,617</b>	<b>\$ 2,370,000</b>
RESERVE - 5% OF NEW REVENUE FOR CONTINGENCY			\$ 858,458	\$ 875,627	\$ 893,139	\$ 911,002	\$ 929,222	\$ 947,806	\$ -



**City of Norman**  
 Capital Improvement Project Sheet  
 Fiscal Year Ending 2025

Project Title: <u>Alley Repair Program</u>	Project Type: <u>Street Maintenance</u>
Project Category: <u>General Maintenance</u>	Project Number: <u>SC0725, SC0747</u>
Department: <u>Public Works</u>	Account Number: <u>50593369</u>
Manager: <u>Joseph Hill</u>	Begin & End Dates: <u>7/1/2024 To 6/30/2025</u>
Ward(s): <u>4 and 7</u>	Life Expectancy: <u>20 Years</u>

**Detailed Project Description:**

This project addresses the repairs associated with deteriorated alleys Citywide. Specific locations will be identified based on criteria and priority established by Alley Maintenance Program.

**: Expenditure Schedule Through Account 50593369 by Fiscal Year:**

Account & Object	Total ALL Fiscal Years	Actual Prior Years	Budget FYE 2024	FYE 2025	FYE 2026	FYE 2027	FYE 2028	FYE 2029	Beyond 5 Years
46201 - DESIGN	\$27,900	\$27,900							
46001 LAND	\$0								
46701 UTILITIES	\$0								
46101 CONST	\$1,872,013	\$672,013	\$200,000	\$200,000	\$200,000	\$200,000	\$200,000	\$200,000	
46301 MATLS	\$0								
<b>TOTAL</b>	<b>\$1,899,913</b>	<b>\$699,913</b>	<b>\$200,000</b>	<b>\$200,000</b>	<b>\$200,000</b>	<b>\$200,000</b>	<b>\$200,000</b>	<b>\$200,000</b>	<b>\$0</b>

**Operating Impact:** High **Fund(s) Impacted** \_\_\_\_\_

**This Project Needs Assistance From:**  Bldg Maint  IT  Pub Wks  Utils  Parks


**Reimbursable Account?**

**Is This Project Funded From More Than One Source?** No

If Yes, Please Specify Which Sources:

\*Project includes multiple city funds or State and Federal funds.





**City of Norman**  
 Capital Improvement Project Sheet  
 Fiscal Year Ending 2025

Project Title: <u>Asphalt Pavement Maintenance</u>	Project Type: <u>Street Maintenance</u>
Project Category: <u>General Maintenance</u>	Project Number: <u>See attached listing</u>
Department: <u>Public Works</u>	Account Number: <u>50595511</u>
Manager: <u>Joseph Hill</u>	Begin & End Dates: <u>7/1/2024 To 6/30/2025</u>
Ward(s): <u>All</u>	Life Expectancy: <u>20 Years</u>

**Detailed Project Description:**

The maintenance strategy can involve deep patching, paver patching, asphalt milling, asphalt overlay, surface sealing or any combination of treatments. These maintenance methods can be performed by City personnel or contracted personnel. The projects and locations for FYE 2025 identified by the City's Pavement Management System, are as shown on the attached location sheet.

**: Expenditure Schedule Through Account 50595511 by Fiscal Year:**

Account & Object	Total ALL Fiscal Years	Actual Prior Years	Budget FYE 2024	FYE 2025	FYE 2026	FYE 2027	FYE 2028	FYE 2029	Beyond 5 Years
46201 - DESIGN	\$449,154	\$254,154	\$32,500	\$32,500	\$32,500	\$32,500	\$32,500	\$32,500	
46001 LAND	\$0								
46701 UTILITIES	\$0								
46101 CONST	\$6,137,687	\$2,030,802	\$821,377	\$0	\$821,377	\$821,377	\$821,377	\$821,377	
46301 MATLS	\$12,793,986	\$8,206,609	\$648,500	\$1,344,877	\$648,500	\$648,500	\$648,500	\$648,500	
<b>TOTAL</b>	<b>\$19,380,827</b>	<b>\$10,491,565</b>	<b>\$1,502,377</b>	<b>\$1,377,377</b>	<b>\$1,502,377</b>	<b>\$1,502,377</b>	<b>\$1,502,377</b>	<b>\$1,502,377</b>	<b>\$0</b>

**Operating Impact:** High **Fund(s) Impacted** \_\_\_\_\_

**This Project Needs Assistance From:**  Bldg Maint  IT  Pub Wks  Utils  Parks

**Reimbursable Account?**

**Is This Project Funded From More Than One Source?** No

If Yes, Please Specify Which Sources:


\*Project includes multiple city funds or State and Federal funds.

**CITY OF NORMAN**

**CITYWIDE ASPHALT PAVEMENT MAINTENANCE**

<b>Project No</b>	<b>FYE 2025 Locations</b>	<b>61-01</b>	<b>62-01</b>	<b>63-01</b>	<b>Budget</b>	<b>Priority</b>
SC	36th Ave SE Lindsey Street to Alameda Street			\$ 258,838	\$ 258,838	
SC	Cinnamon Run Addition Allsprice Run, Ginger Drive & Nutmeg Dr			\$ 202,591	\$ 202,591	
SC	144th Ave NE Indian Hills Road to Bethel Road			\$ 255,487	\$ 255,487	
SC	84th Ave SE Highway 9 North 1.25 mile			\$ 324,736	\$ 324,736	
SC	Citywide Asphalt Various Locations			\$ 303,225	\$ 303,225	
SC	Infrastructure Data Collection/Testing		\$ 32,500		\$ 32,500	
SC					\$ -	
<b>CITYWIDE ASPHALT PAVEMENT MAINTENANCE FYE 2025</b>						
	<b>Total</b>	\$ -	\$ 32,500	\$ 1,344,877	\$ 1,377,377	

**ANNUAL BUDGET**



**City of Norman**  
 Capital Improvement Project Sheet  
 Fiscal Year Ending 2025

Project Title: <u>Reed Avenue Reconstruction</u>	Project Type: <u>Street Maintenance</u>
Project Category: <u>Road Improvement</u>	Project Number: <u>SC0764</u>
Department: <u>Public Works</u>	Account Number: _____
Manager: <u>Joseph Hill</u>	Begin & End Dates: <u>7/1/2024 To 6/30/2026</u>
Ward(s): <u>4</u>	Life Expectancy: <u>20 years</u>

**Detailed Project Description:**

The project will involve full reconstruction of Reed Avenue between Main Street and Eufaula Street to include excavation and paving of alleyway connecting Reed Avenue to Cook Avenue. Roadway width to be adjusted to account for roadside parking and emergency vehicle access.

**: Expenditure Schedule Through Account \_\_\_\_\_ by Fiscal Year:**

Account & Object	Total ALL Fiscal Years	Actual Prior Years	Budget FYE 2024	FYE 2025	FYE 2026	FYE 2027	FYE 2028	FYE 2029	Beyond 5 Years
46201 - DESIGN	\$275,000		\$25,000	\$250,000					
46001 LAND	\$0								
46701 UTILITIES	\$300,000			\$300,000					
46101 CONST	\$1,017,480				\$1,017,480				
46301 MATLS	\$0								
<b>TOTAL</b>	<b>\$1,592,480</b>	<b>\$0</b>	<b>\$25,000</b>	<b>\$550,000</b>	<b>\$1,017,480</b>	<b>\$0</b>	<b>\$0</b>	<b>\$0</b>	<b>\$0</b>

**Operating Impact:** High **Fund(s) Impacted** \_\_\_\_\_

This item is follow up to request by CM Grant in FYE '24 budget to survey Reed Avenue as described above for feasibility of improvements

**This Project Needs Assistance From:**

Bldg Maint	IT	Pub Wks	Utils	Parks
<input type="checkbox"/>	<input type="checkbox"/>	<input type="checkbox"/>	<input type="checkbox"/>	<input type="checkbox"/>

**Reimbursable Account?**

**Is This Project Funded From More Than One Source?** No

If Yes, Please Specify Which Sources:

\*Project includes multiple city funds or State and Federal funds.



**City of Norman**  
 Capital Improvement Project Sheet  
 Fiscal Year Ending 2025

Project Title: <u>Concrete Pavement Maintenance</u>	Project Type: <u>Street Maintenance</u>
Project Category: <u>General Maintenance</u>	Project Number: <u>See attached listing</u>
Department: <u>Public Works</u>	Account Number: <u>50597718</u>
Manager: <u>Joseph Hill</u>	Begin & End Dates: <u>7/1/2024 To 6/30/2025</u>
Ward(s): <u>All</u>	Life Expectancy: <u>20 Years</u>

**Detailed Project Description:**

The maintenance strategy involves the replacement of select substandard concrete pavement. This work can be performed by a combination of contracted personnel or City personnel. The project locations identified by the Pavement Management System are listed on the following page.

**: Expenditure Schedule Through Account 50597718 by Fiscal Year:**

Account & Object	Total ALL Fiscal Years	Actual Prior Years	Budget FYE 2024	FYE 2025	FYE 2026	FYE 2027	FYE 2028	FYE 2029	Beyond 5 Years
46201 - DESIGN	\$142,500	\$67,500	\$12,500	\$12,500	\$12,500	\$12,500	\$12,500	\$12,500	
46001 LAND	\$0								
46701 UTILITIES	\$0								
46101 CONST	\$1,399,500	\$876,500	\$75,000	\$148,000	\$75,000	\$75,000	\$75,000	\$75,000	
46301 MATLS	\$2,963,615	\$1,308,615	\$288,000	\$215,000	\$288,000	\$288,000	\$288,000	\$288,000	
<b>TOTAL</b>	<b>\$4,505,615</b>	<b>\$2,252,615</b>	<b>\$375,500</b>	<b>\$375,500</b>	<b>\$375,500</b>	<b>\$375,500</b>	<b>\$375,500</b>	<b>\$375,500</b>	<b>\$0</b>

**Operating Impact:** High **Fund(s) Impacted** \_\_\_\_\_

**This Project Needs Assistance From:**  Bldg Maint  IT  Pub Wks  Utils  Parks

**Reimbursable Account?**

**Is This Project Funded From More Than One Source?** No


If Yes, Please Specify Which Sources:

\*Project includes multiple city funds or State and Federal funds.

CITY OF NORMAN

CONCRETE PAVEMENT MAINTENANCE						
Project No.	FYE 2025 Locations	61-01	62-01	63-01	Budget	Priority
SC	Park Drive West Main Street to West Symmes Street			\$ 70,000.00	\$ 70,000.00	
SC	Wildwood Green Addition Various panel replacement locations include Sequoyah Trails, Woodlake Drive, Wyandotte Way & Hunting Horse Trail			\$ 50,000.00	\$ 50,000.00	
SC	Parkway Drive Interstate Drive to 26th Ave NW			\$ 75,000.00	\$ 75,000.00	
SC	Boardwalk Interstate Drive 100 feet east Median Replacement			\$ 20,000.00	\$ 20,000.00	
SC	Misc. Concrete Repair Locations	\$ 148,000.00			\$ 148,000.00	
SC	Infrastructure Data Collection/Testing		\$ 12,500.00		\$ 12,500.00	
	CONCRETE PAVEMENT MAINTENANCE FYE 2025					
		\$148,000	\$12,500	\$215,000	\$375,500	

ANNUAL BUDGET



**City of Norman**  
 Capital Improvement Project Sheet  
 Fiscal Year Ending 2025

Project Title: <u>Crack Seal</u>	Project Type: <u>Street Maintenance</u>
Project Category: <u>General Maintenance</u>	Project Number: <u>SC0763</u>
Department: <u>Public Works</u>	Account Number: <u>50596686</u>
Manager: <u>Joseph Hill</u>	Begin & End Dates: <u>7/1/2024 To 6/30/2025</u>
Ward(s): <u>All</u>	Life Expectancy: <u>20 Years</u>

**Detailed Project Description:**

This project is designed to seal cracks in asphalt and concrete pavements. This preventative maintenance method prevents moisture from penetrating the pavement into the subgrade and extends the life-cycle of the pavement. City Staff will identify locations to be sealed.

**: Expenditure Schedule Through Account 50596686 by Fiscal Year:**

Account & Object	Total ALL Fiscal Years	Actual Prior Years	Budget FYE 2024	FYE 2025	FYE 2026	FYE 2027	FYE 2028	FYE 2029	Beyond 5 Years
46201 - DESIGN	\$0								
46001 LAND	\$0								
46701 UTILITIES	\$0								
46101 CONST	\$2,799,045	\$1,324,045	\$225,000	\$350,000	\$225,000	\$225,000	\$225,000	\$225,000	
46301 MATLS	\$0								
<b>TOTAL</b>	<b>\$2,799,045</b>	<b>\$1,324,045</b>	<b>\$225,000</b>	<b>\$350,000</b>	<b>\$225,000</b>	<b>\$225,000</b>	<b>\$225,000</b>	<b>\$225,000</b>	<b>\$0</b>

**Operating Impact:** High **Fund(s) Impacted** \_\_\_\_\_

**This Project Needs Assistance From:**  Bldg Maint  IT  Pub Wks  Utils  Parks

**Reimbursable Account?**

**Is This Project Funded From More Than One Source?** No

If Yes, Please Specify Which Sources:

\*Project includes multiple city funds or State and Federal funds.



**City of Norman**  
 Capital Improvement Project Sheet  
 Fiscal Year Ending 2025

Project Title: Enterprise Hardware Infrastructure      Project Type: Information Technology  
 Project Category: Information Technology      Project Number: \_\_\_\_\_  
 Department: IT      Account Number: \_\_\_\_\_  
 Manager: Robert Gruver      Begin & End Dates: 1/7/2024 To 1/7/2028  
 Ward(s): ALL      Life Expectancy: 7 years

**Detailed Project Description:**

The city technology hardware Infrastructure requires ongoing funding for expansion, support, and replacements. This infrastructure is critical to the technical operations of all City services. The infrastructure includes disk backup and replication, application server hardware, file systems hardware, storage hardware, and general network hardware. If this equipment is not maintained on an ongoing basis the city enterprise hardware infrastructure would be at risk of an outage by a hardware failure or a security incident (no security updates for end of support hardware) that could affect all City services.

**: Expenditure Schedule Through Account \_\_\_\_\_ by Fiscal Year:**

Account & Object	Total ALL Fiscal Years	Actual Prior Years	Budget FYE 2024	FYE 2025	FYE 2026	FYE 2027	FYE 2028	FYE 2029	Beyond 5 Years
46201 - DESIGN	\$0								
46001 LAND	\$0								
46701 UTILITIES	\$0								
46101 CONST	\$0								
46301 MATLS	\$600,000			\$600,000					
<b>TOTAL</b>	<b>\$600,000</b>	<b>\$0</b>	<b>\$0</b>	<b>\$600,000</b>	<b>\$0</b>	<b>\$0</b>	<b>\$0</b>	<b>\$0</b>	<b>\$0</b>

**Operating Impact:** High      Fund(s) Impacted

This hardware is critical for running any technology based services in the City from Police and fire response to residents paying their utility bill. It has to be replaced.

**This Project Needs Assistance From:**      Bldg Maint      IT      Pub Wks      Utils      Parks


                      

**Reimbursable Account?**

**Is This Project Funded From More Than One Source?** No

If Yes, Please Specify Which Sources:

\*Project includes multiple city funds or State and Federal funds.



**City of Norman**  
 Capital Improvement Project Sheet  
 Fiscal Year Ending 2025

Project Title: Enterprise Software Infrastructure Project Type: Information Technology  
 Project Category: Information Technology Project Number: \_\_\_\_\_  
 Department: IT Account Number: \_\_\_\_\_  
 Manager: Robert Gruver Begin & End Dates: 1/7/2024 To 1/7/2028  
 Ward(s): ALL Life Expectancy: 7 years

**Detailed Project Description:**

Our current Office Enterprise Software will require ongoing funding to maintain a current and security business environment. With this funding the IT Department will be able to support the ever-changing security and version updates. This software is the base for all City of Norman correspondents, documentation and application interaction and reporting. This software is critical to City Operations.

**: Expenditure Schedule Through Account \_\_\_\_\_ by Fiscal Year:**

Account & Object	Total ALL Fiscal Years	Actual Prior Years	Budget FYE 2024	FYE 2025	FYE 2026	FYE 2027	FYE 2028	FYE 2029	Beyond 5 Years
46201 - DESIGN	\$0								
46001 LAND	\$0								
46701 UTILITIES	\$0								
46101 CONST	\$0								
46301 MATLS	\$275,000			\$275,000					
<b>TOTAL</b>	<b>\$275,000</b>	<b>\$0</b>	<b>\$0</b>	<b>\$275,000</b>	<b>\$0</b>	<b>\$0</b>	<b>\$0</b>	<b>\$0</b>	<b>\$0</b>

**Operating Impact:** High Fund(s) Impacted \_\_\_\_\_

This software is critical for running any technology based services in the City from Police and fire response to residents paying their utility bill. It has to be replaced and updated.

**This Project Needs Assistance From:** Bldg Maint  IT  Pub Wks  Utils  Parks


**Reimbursable Account?**

**Is This Project Funded From More Than One Source?** No

If Yes, Please Specify Which Sources:

\*Project includes multiple city funds or State and Federal funds.





**City of Norman**  
 Capital Improvement Project Sheet  
 Fiscal Year Ending 2025

Project Title: <u>Park Parking Lot &amp; Sidewalk Maintenance</u>	Project Type: <u>Parks &amp; Recreation</u>
Project Category: <u>Parks and Recreation</u>	Project Number: <u>EF0012</u>
Department: <u>Parks and Recreation</u>	Account Number: <u>50196677</u>
Manager: <u>Bethany Grissom</u>	Begin & End Dates: <u>7/1/2024 To 6/30/2030</u>
Ward(s): <u>All</u>	Life Expectancy: <u>25 Years</u>

**Detailed Project Description:**

This is an annually occurring project that was put in place several years ago to provide funding on an as-needed basis for repair and/or replacement of various paved surfaces in Norman Parks. We are always assessing the condition of our park facilities; and prioritizing the replacement needs of all of the standard features at any given park. We also experience regular instances of unforeseen damage to parking lots and sidewalks, which make those parks move up the list for quicker replacement of these things. We do not have a set list of where funds will be spent each fiscal year; however, the funds are always used to help us continue to provide high-quality parks for the citizens of Norman. Parking lots need regular re-striping and other maintenance as they get used. Sidewalks can often be damaged after storm events, when utility trucks and other heavy equipment must be used in the parks to remove or repair damaged areas on an emergency basis. Other paved areas experience cracks and breaks over time which need replacement.

**: Expenditure Schedule Through Account 50196677 by Fiscal Year:**

Account & Object	Total ALL Fiscal Years	Actual Prior Years	Budget FYE 2024	FYE 2025	FYE 2026	FYE 2027	FYE 2028	FYE 2029	Beyond 5 Years
46201 - DESIGN	\$0								
46001 LAND	\$0								
46701 UTILITIES	\$0								
46101 CONST	\$670,000	\$240,000	\$40,000	\$65,000	\$65,000	\$65,000	\$65,000	\$65,000	\$65,000
46301 MATLS	\$0								
<b>TOTAL</b>	<b>\$670,000</b>	<b>\$240,000</b>	<b>\$40,000</b>	<b>\$65,000</b>	<b>\$65,000</b>	<b>\$65,000</b>	<b>\$65,000</b>	<b>\$65,000</b>	<b>\$65,000</b>

**Operating Impact:** Negligible Fund(s) Impacted

Starting in 2025, we are requesting that the annual budget be raised from \$40,000 to \$65,000 per year. This will help cover costs associated with the large increase in parking lots and sidewalks that have come with the completion of several Norman Forward projects at Griffin & Reaves Parks, the Senior Wellness and the YFAC.

**This Project Needs Assistance From:**      Bldg Maint      IT      Pub Wks      Utils      Parks


                      

**Reimbursable Account?**

**Is This Project Funded From More Than One Source?** No

If Yes, Please Specify Which Sources:

\*Project includes multiple city funds or State and Federal funds.



**City of Norman**  
 Capital Improvement Project Sheet  
 Fiscal Year Ending 2025

Project Title: <u>Park Sports Lighting Maintenance</u>	Project Type: <u>Parks &amp; Recreation</u>
Project Category: <u>Parks and Recreation</u>	Project Number: <u>EF0017</u>
Department: <u>Parks and Recreation</u>	Account Number: <u>50196677</u>
Manager: <u>Wade Thompson</u>	Begin & End Dates: <u>7/1/2024 To 6/30/2030</u>
Ward(s): <u>All</u>	Life Expectancy: <u>20 Years</u>

**Detailed Project Description:**

This is an annually occurring project that was put in place several years ago to provide funding on an as-needed basis for repair and/or replacement of various parts associated with sports fields and courts in Norman Parks. We are always assessing the condition of our lighted sports play areas. These lighting systems require regular replacement of bulbs, fuses, switches, contactors and other components, which wear out over time and with increased use. We do not have a set list of where funds will be spent each fiscal year; however, the funds are always used to help us continue to provide high-quality recreation opportunities for the citizens of Norman. These funds are most often used at the baseball and softball fields at Reaves Park and Little Axe Park, the Soccer Fields at Griffin Park and the Tennis courts at Westwood Park. We also have lights at the Blake Baldwin Skatepark in Andrews Park, at Rotary Park, Lions Park and a few other parks, where a large cost is associated with the need for a large bucket truck to access the larger poles. We often schedule replacements for multiple parts at one time at our larger multi-field parks, in order to not pay for multiple mobilizations of a large bucket truck several times in any given time period.

**: Expenditure Schedule Through Account 50196677 by Fiscal Year:**

Account & Object	Total ALL Fiscal Years	Actual Prior Years	Budget FYE 2024	FYE 2025	FYE 2026	FYE 2027	FYE 2028	FYE 2029	Beyond 5 Years
46201 - DESIGN	\$0								
46001 LAND	\$0								
46701 UTILITIES	\$0								
46101 CONST	\$190,000	\$100,000	\$10,000	\$30,000	\$10,000	\$10,000	\$10,000	\$10,000	\$10,000
46301 MATLS	\$0								
<b>TOTAL</b>	<b>\$190,000</b>	<b>\$100,000</b>	<b>\$10,000</b>	<b>\$30,000</b>	<b>\$10,000</b>	<b>\$10,000</b>	<b>\$10,000</b>	<b>\$10,000</b>	<b>\$10,000</b>

**Operating Impact:** Negligible Fund(s) Impacted

As we replace the lighting systems in our parks, we are converting to LED lights and remote access controls, which will greatly reduce replacement needs for bulbs and extend the life span of most of the parts associated with our field and court lighting. We are asking for a 1-year increase in FYE25 to replace lights at Lions Park Tennis Court.

**This Project Needs Assistance From:**


Bldg Maint	IT	Pub Wks	Utils	Parks
<input type="checkbox"/>	<input type="checkbox"/>	<input type="checkbox"/>	<input type="checkbox"/>	<input checked="" type="checkbox"/>

**Reimbursable Account?**

**Is This Project Funded From More Than One Source?** No

If Yes, Please Specify Which Sources:

\*Project includes multiple city funds or State and Federal funds.



**City of Norman**  
 Capital Improvement Project Sheet  
 Fiscal Year Ending 2025

Project Title: <u>Park Playground Equipment Maintenance</u>	Project Type: <u>Parks &amp; Recreation</u>
Project Category: <u>Parks and Recreation</u>	Project Number: <u>EF0062</u>
Department: <u>Parks and Recreation</u>	Account Number: <u>50196677</u>
Manager: <u>Wade Thompson</u>	Begin & End Dates: <u>7/1/2024 To 6/30/2030</u>
Ward(s): <u>All</u>	Life Expectancy: <u>20 Years</u>

**Detailed Project Description:**

This is an annually occurring project that was put in place several years ago to provide funding on an as-needed basis for repair and/or replacement of various playground components in Norman Parks. We are always assessing the condition of our park facilities; and prioritizing the replacement needs of all of the standard features at any given park. We also experience regular instances of vandalism and/or unforeseen damage to playground equipment, which make those parks move up the list for quicker replacement of these things. We do not have a set list of where funds will be spent each fiscal year; however, the funds are always used to help us continue to provide high-quality parks for the citizens of Norman. Playgrounds often have several moving parts which eventually wear-out.

**: Expenditure Schedule Through Account 50196677 by Fiscal Year:**

Account & Object	Total ALL Fiscal Years	Actual Prior Years	Budget FYE 2024	FYE 2025	FYE 2026	FYE 2027	FYE 2028	FYE 2029	Beyond 5 Years
46201 - DESIGN	\$0								
46001 LAND	\$0								
46701 UTILITIES	\$0								
46101 CONST	\$335,000	\$125,000	\$30,000	\$30,000	\$30,000	\$30,000	\$30,000	\$30,000	\$30,000
46301 MATLS	\$0								
<b>TOTAL</b>	<b>\$335,000</b>	<b>\$125,000</b>	<b>\$30,000</b>	<b>\$30,000</b>	<b>\$30,000</b>	<b>\$30,000</b>	<b>\$30,000</b>	<b>\$30,000</b>	<b>\$30,000</b>

**Operating Impact:** Negligible Fund(s) Impacted

We requested that the annual budget for this item be doubled, beginning in FYE2024, due to the recent substantial increase in costs for these types of items and the increase in number of playgrounds city-wide in recent years. As playgrounds become damaged beyond repair, they are replaced via separate project funding.


**This Project Needs Assistance From:**      Bldg Maint      IT      Pub Wks      Utils      Parks

**Reimbursable Account?**

**Is This Project Funded From More Than One Source?** No      If Yes, Please Specify Which Sources:

\*Project includes multiple city funds or State and Federal funds. 75



**City of Norman**  
 Capital Improvement Project Sheet  
 Fiscal Year Ending 2025

Project Title: <u>Park Sign and Fence Maintenance</u>	Project Type: <u>Parks &amp; Recreation</u>
Project Category: <u>Parks and Recreation</u>	Project Number: <u>EF0124</u>
Department: <u>Parks and Recreation</u>	Account Number: <u>50196677</u>
Manager: <u>James Briggs</u>	Begin & End Dates: <u>7/1/2024 To 6/30/2030</u>
Ward(s): <u>All</u>	Life Expectancy: <u>20 Years</u>

**Detailed Project Description:**

This is an annually occurring project that was put in place several years ago to provide funding on an as-needed basis for repair and of various fences and signs in Norman Parks. We are always assessing the condition of our park facilities; and prioritizing the replacement needs of all of the standard features at any given park. We also experience regular instances of vandalism and/or unforeseen damage to signs and fences, which make those parks move up the list for quicker replacement of these things. We do not have a set list of where funds will be spent each fiscal year; however, the funds are always used to help us continue to provide high-quality parks for the citizens of Norman.

**: Expenditure Schedule Through Account 50196677 by Fiscal Year:**

Account & Object	Total ALL Fiscal Years	Actual Prior Years	Budget FYE 2024	FYE 2025	FYE 2026	FYE 2027	FYE 2028	FYE 2029	Beyond 5 Years
46201 - DESIGN	\$0								
46001 LAND	\$0								
46701 UTILITIES	\$0								
46101 CONST	\$325,000	\$150,000	\$25,000	\$25,000	\$25,000	\$25,000	\$25,000	\$25,000	\$25,000
46301 MATLS	\$0								
<b>TOTAL</b>	<b>\$325,000</b>	<b>\$150,000</b>	<b>\$25,000</b>	<b>\$25,000</b>	<b>\$25,000</b>	<b>\$25,000</b>	<b>\$25,000</b>	<b>\$25,000</b>	<b>\$25,000</b>

**Operating Impact:** Negligible Fund(s) Impacted

**This Project Needs Assistance From:**      Bldg Maint    IT    Pub Wks    Utils    Parks

**Reimbursable Account?**

**Is This Project Funded From More Than One Source?** No

If Yes, Please Specify Which Sources:

\*Project includes multiple city funds or State and Federal funds.



**City of Norman**  
 Capital Improvement Project Sheet  
 Fiscal Year Ending 2025

Project Title: <u>Park Electrical Service Maintenance</u>	Project Type: <u>Parks &amp; Recreation</u>
Project Category: <u>Parks and Recreation</u>	Project Number: <u>EF0187</u>
Department: <u>Parks and Recreation</u>	Account Number: <u>50196677</u>
Manager: <u>Wade Thompson</u>	Begin & End Dates: <u>7/1/2024 To 6/30/2030</u>
Ward(s): <u>All</u>	Life Expectancy: <u>20 Years</u>

**Detailed Project Description:**

This is an annually occurring project that was put in place several years ago to provide funding on an as-needed basis for repair and of various electrical outlets, light fixtures and other electrical systems in Norman Parks. This project includes outlets in the downtown area near trees and landscape beds, which are used for regular lighting projects and minor power needs during outdoor events. We are always assessing the condition of our park facilities; and prioritizing the replacement needs of all of the standard features at any given park. We also experience regular instances of vandalism and/or unforeseen damage to park and landscape area electrical outlets and fixtures, which make those locations move up the list for quicker replacement as-needed. We do not have a set list of where funds will be spent each fiscal year.

**: Expenditure Schedule Through Account 50196677 by Fiscal Year:**

Account & Object	Total ALL Fiscal Years	Actual Prior Years	Budget FYE 2024	FYE 2025	FYE 2026	FYE 2027	FYE 2028	FYE 2029	Beyond 5 Years
46201 - DESIGN	\$0								
46001 LAND	\$0								
46701 UTILITIES	\$0								
46101 CONST	\$110,000	\$45,000	\$5,000	\$10,000	\$10,000	\$10,000	\$10,000	\$10,000	\$10,000
46301 MATLS	\$0								
<b>TOTAL</b>	<b>\$110,000</b>	<b>\$45,000</b>	<b>\$5,000</b>	<b>\$10,000</b>	<b>\$10,000</b>	<b>\$10,000</b>	<b>\$10,000</b>	<b>\$10,000</b>	<b>\$10,000</b>

**Operating Impact:** Negligible Fund(s) Impacted

We are requesting to double the budget for this project beginning in FYE25 in order to help cover costs to upgrade to modern, more efficient solar lighting in several parks to help aid in security and safety. We will continue to evaluate costs and technology changes and adjust future requests when/if needed over time.

**This Project Needs Assistance From:**      Bldg Maint      IT      Pub Wks      Utils      Parks

**Reimbursable Account?**

**Is This Project Funded From More Than One Source?** No

If Yes, Please Specify Which Sources:

\*Project includes multiple city funds or State and Federal funds.



**City of Norman**  
 Capital Improvement Project Sheet  
 Fiscal Year Ending 2025

Project Title: <u>Park Restroom &amp; Structure Maintenance</u>	Project Type: <u>Parks &amp; Recreation</u>
Project Category: <u>Parks and Recreation</u>	Project Number: <u>EF0197</u>
Department: <u>Parks and Recreation</u>	Account Number: <u>50196677</u>
Manager: <u>James Briggs</u>	Begin & End Dates: <u>7/1/2024 To 6/30/2030</u>
Ward(s): <u>All</u>	Life Expectancy: <u>20 Years</u>

**Detailed Project Description:**

This is an annually occurring project that was put in place several years ago to provide funding on an as-needed basis for repair and of various restroom buildings, picnic and shade pavilions and other structures and buildings in Norman Parks. We are always assessing the condition of our park facilities; and prioritizing the replacement needs of all of the standard features at any given park. We also experience regular instances of vandalism and/or unforeseen damage to park structures and buildings, which make those parks move up the list for quicker replacement of these things. We do not have a set list of where funds will be spent each fiscal year; however, the funds are always used to help us continue to provide high-quality parks for the citizens of Norman.

**: Expenditure Schedule Through Account 50196677 by Fiscal Year:**

Account & Object	Total ALL Fiscal Years	Actual Prior Years	Budget FYE 2024	FYE 2025	FYE 2026	FYE 2027	FYE 2028	FYE 2029	Beyond 5 Years
46201 - DESIGN	\$0								
46001 LAND	\$0								
46701 UTILITIES	\$0								
46101 CONST	\$240,000	\$100,000	\$20,000	\$20,000	\$20,000	\$20,000	\$20,000	\$20,000	\$20,000
46301 MATLS	\$0								
<b>TOTAL</b>	<b>\$240,000</b>	<b>\$100,000</b>	<b>\$20,000</b>	<b>\$20,000</b>	<b>\$20,000</b>	<b>\$20,000</b>	<b>\$20,000</b>	<b>\$20,000</b>	<b>\$20,000</b>

**Operating Impact:** Negligible Fund(s) Impacted

**This Project Needs Assistance From:**    Bldg Maint     IT     Pub Wks     Utils     Parks

**Reimbursable Account?**

**Is This Project Funded From More Than One Source?** No

If Yes, Please Specify Which Sources:

\*Project includes multiple city funds or State and Federal funds.



**City of Norman**  
 Capital Improvement Project Sheet  
 Fiscal Year Ending 2025

Project Title: <u>Park Parking Lot &amp; Sidewalk Maintenance</u>	Project Type: <u>Parks &amp; Recreation</u>
Project Category: <u>Parks and Recreation</u>	Project Number: <u>EF0236</u>
Department: <u>Parks and Recreation</u>	Account Number: <u>50696677</u>
Manager: <u>Bethany Grissom</u>	Begin & End Dates: <u>7/1/2023 To 6/30/2025</u>
Ward(s): <u>All</u>	Life Expectancy: <u>25 Years</u>

**Detailed Project Description:**

The 12th Avenue Recreation Center has been the home to countless programs and events over the years. It has hosted after-school programming and summer camps every day for decades, has been home to basketball leagues, volleyball, pickleball, martial arts, aerobics and may other sports, and was the original location for the Daddy-Daughter Dance and Mummy-Son Masquerade Ball when those programs started. It is our only stand-alone recreation center; and it will continue to offer programming and daily use after we open the new Young Family Athletic Center in 2023. Over the years, we have made several upgrades to the mechanical systems, finishes, floors and furnishings in various parts of the building. Now it is time to continue that program, and modernize other spaces in the building. This request is intended to fund replacement of the floors, walls, built-in fixtures and audio/video capabilities of the after-school room and game room in the building. We also are including a second year of funding request to add a digital sign outside the facility that can be used to advertise our programming and post open/closed/event time/league information on a continually changing basis.

**: Expenditure Schedule Through Account 50696677 by Fiscal Year:**

Account & Object	Total ALL Fiscal Years	Actual Prior Years	Budget FYE 2024	FYE 2025	FYE 2026	FYE 2027	FYE 2028	FYE 2029	Beyond 5 Years
46201 - DESIGN	\$0								
46001 LAND	\$0								
46701 UTILITIES	\$0								
46101 CONST	\$50,000		\$50,000						
46301 MATLS	\$55,000		\$10,000	\$45,000					
<b>TOTAL</b>	<b>\$105,000</b>	<b>\$0</b>	<b>\$60,000</b>	<b>\$45,000</b>	<b>\$0</b>	<b>\$0</b>	<b>\$0</b>	<b>\$0</b>	<b>\$0</b>

**Operating Impact:** Negligible Capital Fund

Many improvements will be guided by the facility assessment done in 2019 by the MacIntosh Group as part of the ADA Transition Plan.

**This Project Needs Assistance From:**      Bldg Maint    IT    Pub Wks    Utils    Parks

**Reimbursable Account?**

**Is This Project Funded From More Than One Source?** No

If Yes, Please Specify Which Sources:

\*Project includes multiple city funds or State and Federal funds.



**City of Norman**  
 Capital Improvement Project Sheet  
 Fiscal Year Ending 2025

Project Title: <u>HVAC Automation</u>	Project Type: <u>Parks &amp; Recreation</u>
Project Category: <u>Buildings and Grounds</u>	Project Number: <u>EF0240</u>
Department: <u>Parks and Recreation</u>	Account Number: <u>50595540</u>
Manager: <u>Lance Harper</u>	Begin & End Dates: <u>7/1/2023 To 6/30/2028</u>
Ward(s): <u>All</u>	Life Expectancy: <u>15 Years</u>

**Detailed Project Description:**

Facilities Maintenance oversees 47 occupied facilities and 72 unoccupied facilities. 11 of the occupied facility heating, ventilation & air conditioning (HVAC) systems are monitored, regulated and scheduled through "Automated Logic" software that enables system optimization, energy-efficiency and rapid troubleshooting with pinpoint accuracy. This project will enable Facilities Maintenance to expand this oversight to 3-5 additional facilities per year, with the end-goal of incorporating all occupied facilities into the software portfolio. The targeted facilities for FYE24 include: Fire Stations #2, 3 & 9. Includes whole Facility, to include associated IT rooms.

**: Expenditure Schedule Through Account 50595540 by Fiscal Year:**

Account & Object	Total ALL Fiscal Years	Actual Prior Years	Budget FYE 2024	FYE 2025	FYE 2026	FYE 2027	FYE 2028	FYE 2029	Beyond 5 Years
46201 - DESIGN	\$525,000		\$50,000	\$75,000	\$50,000	\$50,000	\$50,000	\$50,000	\$200,000
46001 LAND	\$0								
46701 UTILITIES	\$0								
46101 CONST	\$0								
46301 MATLS	\$0								
<b>TOTAL</b>	<b>\$525,000</b>	<b>\$0</b>	<b>\$50,000</b>	<b>\$75,000</b>	<b>\$50,000</b>	<b>\$50,000</b>	<b>\$50,000</b>	<b>\$50,000</b>	<b>\$200,000</b>

**Operating Impact:** High General Fund

This project would be to retro fit our existing buildings to include Automated Logic. Once most or all are retro-fitted the project would be closed out. Having this would reduce down time and extend the life of equipment. All new facilities are being equipped with this software and has proved to be extremely valuable to the operation of facility maintenance. We regularly know the problem prior to being on-site and can resolve quickly.

**This Project Needs Assistance From:**      Bldg Maint    IT    Pub Wks    Utils    Parks


**Reimbursable Account?**

**Is This Project Funded From More Than One Source?** No

If Yes, Please Specify Which Sources:

\*Project includes multiple city funds or State and Federal funds.





**City of Norman**  
 Capital Improvement Project Sheet  
 Fiscal Year Ending 2025

Project Title: <u>Police Training Facility Repair</u>	Project Type: <u>Buildings and Grounds</u> <input type="checkbox"/>
Project Category: <u>Buildings and Grounds</u>	Project Number: <u>EF0242</u>
Department: <u>Police / Staff Services</u>	Account Number: <u>TBD</u>
Manager: <u>Captain Shawn Hawkins</u>	Begin & End Dates: <u>1/17/2024 To 6/30/2025</u>
Ward(s): <u>7</u>	Life Expectancy: <u>20 -30 years</u>

**Detailed Project Description:**

The purpose of this request is for \$44,000 to replace a structure and fencing that was damaged by the February 26th tornado in 2023.

The structure is a cover over the five lane side of the range that is utilized for qualifications, training, and practice. Without the structure, the capabilities of the range is limited. The fencing was damaged in several locations and is in need of repair.

**: Expenditure Schedule Through Account TBD by Fiscal Year:**

Account & Object	Total ALL Fiscal Years	Actual Prior Years	Budget FYE 2024	FYE 2025	FYE 2026	FYE 2027	FYE 2028	FYE 2029	Beyond 5 Years
46201 - DESIGN	\$0								
46001 LAND	\$0								
46701 UTILITIES	\$0								
46101 CONST	\$44,000			\$44,000					
46301 MATLS	\$0								
<b>TOTAL</b>	<b>\$44,000</b>	<b>\$0</b>	<b>\$0</b>	<b>\$44,000</b>	<b>\$0</b>	<b>\$0</b>	<b>\$0</b>	<b>\$0</b>	<b>\$0</b>

**Operating Impact:** High **Fund(s) Impacted** \_\_\_\_\_


**This Project Needs Assistance From:**      Bldg Maint       IT       Pub Wks       Utils       Parks

**Reimbursable Account?**

**Is This Project Funded From More Than One Source?** No

If Yes, Please Specify Which Sources:

\*Project includes multiple city funds or State and Federal funds.



**City of Norman**  
 Capital Improvement Project Sheet  
 Fiscal Year Ending 2025

Project Title: <u>Capital Roofing Project</u>	Project Type: <u>Maintenance of Existing Facilities</u>
Project Category: <u>Building and Grounds</u>	Project Number: <u>EF1002</u>
Department: <u>Parks and Recreation- Facilities</u>	Account Number: <u>595540-46101</u>
Manager: <u>Lance Harper</u>	Begin & End Dates: <u>7/1/2024 To 6/30/2030</u>
Ward(s): <u>All</u>	Life Expectancy: <u>20 years</u>

**Detailed Project Description:**

This project repairs, rehabilitates and replaces facility roofs that have exceeded their projected lifecycle, have high-volume failures, elevated criticality to the City's mission and/or "hard broke" assets. These projects shall be inspected, coordinated and performed by City Staff workers or third-party contractors to achieve efficient and economical conclusion. A portion of this project funding shall be allocated to achieve roof inspections for one-third of City facility roofs annually. They shall be triennially inspected and priority-ranked for repair, rehabilitation and replacement.

**: Expenditure Schedule Through Account 595540-46101 by Fiscal Year:**

Account & Object	Total ALL Fiscal Years	Actual Prior Years	Budget FYE 2024	FYE 2025	FYE 2026	FYE 2027	FYE 2028	FYE 2029	Beyond 5 Years
46201 - DESIGN	\$0								
46001 LAND	\$0								
46701 UTILITIES	\$0								
46101 CONST	\$1,100,000	\$400,000	\$100,000	\$150,000	\$100,000	\$100,000	\$125,000	\$125,000	
46301 MATLS	\$0								
<b>TOTAL</b>	<b>\$1,100,000</b>	<b>\$400,000</b>	<b>\$100,000</b>	<b>\$150,000</b>	<b>\$100,000</b>	<b>\$100,000</b>	<b>\$125,000</b>	<b>\$125,000</b>	<b>\$0</b>

**Operating Impact:** High General funds

Facilities Maintenance typically receives 5-10 roof leak calls per rain event. This project will establish a long-term roof program to proactively address roof repairs, rehabilitations and replacements. The request is substantially higher than usual for a new program of this type but the overall condition of City facility roofs is lacking in a geographical area prone to extreme weather events.

**This Project Needs Assistance From:**


Bldg Maint	IT	Pub Wks	Utils	Parks
<input checked="" type="checkbox"/>	<input checked="" type="checkbox"/>	<input checked="" type="checkbox"/>	<input checked="" type="checkbox"/>	<input checked="" type="checkbox"/>

**Reimbursable Account?**

**Is This Project Funded From More Than One Source?** No

If Yes, Please Specify Which Sources:

\*Project includes multiple city funds or State and Federal funds.



**City of Norman**  
 Capital Improvement Project Sheet  
 Fiscal Year Ending 2025

Project Title: <u>Facility Maintenance HVAC Improvement</u>	Project Type: <u>Buildings and Grounds</u>
Project Category: <u>Grounds and Buildings</u>	Project Number: <u>EF1003</u>
Department: <u>Parks and Recreation-Facilities</u>	Account Number: <u>50595540</u>
Manager: <u>Lance Harper</u>	Begin & End Dates: <u>7/1/2024 To 6/30/2025</u>
Ward(s): <u>ALL</u>	Life Expectancy: <u>20 years</u>

**Detailed Project Description:**

This project repairs, rehabilitates and replaces Heating, Ventilation and Air Conditioning (HVAC) systems and components throughout City facilities that have exceeded their projected lifecycle, have high-volume failures, elevated criticality to the City's mission and/or "hard broke" assets. These projects shall be performed by City Staff trades workers or third-party contractors to achieve efficient and economical conclusion

**: Expenditure Schedule Through Account 50595540 by Fiscal Year:**

Account & Object	Total ALL Fiscal Years	Actual Prior Years	Budget FYE 2024	FYE 2025	FYE 2026	FYE 2027	FYE 2028	FYE 2029	Beyond 5 Years
46201 - DESIGN	\$0								
46001 LAND	\$0								
46701 UTILITIES	\$0								
46101 CONST	\$450,000			\$100,000	\$75,000	\$75,000	\$100,000	\$100,000	
46301 MATLS	\$0								
<b>TOTAL</b>	<b>\$450,000</b>	<b>\$0</b>	<b>\$0</b>	<b>\$100,000</b>	<b>\$75,000</b>	<b>\$75,000</b>	<b>\$100,000</b>	<b>\$100,000</b>	<b>\$0</b>

**Operating Impact:** High General Funds

The summer of 2022 exposed notable vulnerabilities to the City's aging HVAC assets, inadequate resources to address hi-volume failures and the lack of a codified asset life-cycle replacement strategy. Facilities Maintenance is in the process of auditing and assessing more than 500 City HVAC assets and contrasting their condition and service life to American Society of Heating, Refrigerating and Air-Conditioning Engineers life-cycle criteria. The objective of this program is to forecast and program asset rehabilitation or replacements across the enterprise, in a manner that the investment is smooth and distributed versus turbulent and costly.

**This Project Needs Assistance From:**

Bldg Maint	IT	Pub Wks	Utils	Parks
<input checked="" type="checkbox"/>	<input type="checkbox"/>	<input type="checkbox"/>	<input type="checkbox"/>	<input type="checkbox"/>

**Reimbursable Account?**

**Is This Project Funded From More Than One Source?** No

If Yes, Please Specify Which Sources:

\*Project includes multiple city funds or State and Federal funds.



**City of Norman**  
 Capital Improvement Project Sheet  
 Fiscal Year Ending 2025

Project Title: <u>Facilities LED Lighting</u>	Project Type: <u>Maintenance of Existing Facilities</u>
Project Category: <u>Parks and Recreation</u>	Project Number: <u>EF1004</u>
Department: <u>Facilities Maintenance</u>	Account Number: <u>50595540-46101</u>
Manager: <u>Lance Harper</u>	Begin & End Dates: <u>7/1/2024 To 7/30/2025</u>
Ward(s): _____	Life Expectancy: <u>6-12</u>

**Detailed Project Description:**

This is an annually occurring project that was put in place several years ago. This fund was first used to change out older style florescent light fixtures to the T100 style then transitioned into retro-fitting of LED light fixtures. There are still many city buildings that have Florescent tube light fixtures.

Replacing fluorescent lights and fixtures with LED fixtures provide many positive results. They are more energy efficient and convert most of their energy into light, not heat, They last longer and require less frequent replacement. (most come with 6 year replacement warranty) They are safer and do not contain any toxic materials or emit UV rays. They are brighter and more omnidirectional, providing even and consistent illumination.

**: Expenditure Schedule Through Account 50595540-46101 by Fiscal Year:**

Account & Object	Total ALL Fiscal Years	Actual Prior Years	Budget FYE 2024	FYE 2025	FYE 2026	FYE 2027	FYE 2028	FYE 2029	Beyond 5 Years
46201 - DESIGN	\$0								
46001 LAND	\$0								
46701 UTILITIES	\$0								
46101 CONST	\$0								
46301 MATLS	\$135,000			\$25,000	\$25,000	\$25,000	\$30,000	\$30,000	
<b>TOTAL</b>	\$135,000	\$0	\$0	\$25,000	\$25,000	\$25,000	\$30,000	\$30,000	\$0

**Operating Impact:** High Fund(s) Impacted \_\_\_\_\_

A majority of the City facilities are powered by OG&E. Some of these building qualify for energy savings rebates. These are instant rebates at the time of purchase of the fixture (s). The savings per fixture can be from a 20% to a 70% savings. We see on average for a 2x2 or 2x4 fixture a savings of 50%!

**This Project Needs Assistance From:**


Bldg Maint	IT	Pub Wks	Utils	Parks
<input checked="" type="checkbox"/>	<input type="checkbox"/>	<input type="checkbox"/>	<input type="checkbox"/>	<input type="checkbox"/>

**Reimbursable Account?**

**Is This Project Funded From More Than One Source?** No

If Yes, Please Specify Which Sources:

\*Project includes multiple city funds or State and Federal funds.



**City of Norman**  
 Capital Improvement Project Sheet  
 Fiscal Year Ending 2025

Project Title: <u>Capital Plumbing Replacement</u>	Project Type: <u>Parks &amp; Recreation</u>
Project Category: <u>Building and Grounds</u>	Project Number: <u>EF1008</u>
Department: <u>Parks and Recreation</u>	Account Number: <u>50595540</u>
Manager: <u>Lance Harper</u>	Begin & End Dates: <u>7/1/2023 To 6/30/2028</u>
Ward(s): <u>All</u>	Life Expectancy: <u>15-20 Years</u>

**Detailed Project Description:**

This project repairs, rehabilitates and replaces plumbing systems that have exceeded their projected lifecycle, have high-volume failures, elevated criticality to the City's mission and/or "hard broke" assets. These projects shall be inspected, coordinated and performed by City Staff workers or third-party contractors to achieve efficient and economical conclusion. A portion of this project funding shall be allocated to achieve Hot-water and boiler inspections for all of City facility hot-water and boilers annually as required by the state of Oklahoma department of Labor. They shall be priority-ranked for repair, rehabilitation and replacement.

**: Expenditure Schedule Through Account 50595540 by Fiscal Year:**

Account & Object	Total ALL Fiscal Years	Actual Prior Years	Budget FYE 2024	FYE 2025	FYE 2026	FYE 2027	FYE 2028	FYE 2029	Beyond 5 Years
46201 - DESIGN	\$0								
46001 LAND	\$0								
46701 UTILITIES	\$0								
46101 CONST	\$195,000	\$25,000	\$25,000	\$25,000	\$25,000	\$25,000	\$35,000	\$35,000	
46301 MATLS	\$0								
<b>TOTAL</b>	<b>\$195,000</b>	<b>\$25,000</b>	<b>\$25,000</b>	<b>\$25,000</b>	<b>\$25,000</b>	<b>\$25,000</b>	<b>\$35,000</b>	<b>\$35,000</b>	<b>\$0</b>

**Operating Impact:** High General Fund

Facilities Maintenance receives >2,000 calls throughout the year. This project will establish a long-term plumbing capital improvement program to proactively hot water heaters and other large plumbing repairs, rehabilitations and replacements. The request is for a new capital account of this type for plumbing. As we recently learned some of the hot water heaters in the high efficiency buildings have considerably high cost for replacement and would like to have the funds available for proactive hot water heater replacement and plumbing upgrades for buildings in need.


**This Project Needs Assistance From:**  Bldg Maint  IT  Pub Wks  Utils  Parks

**Reimbursable Account?**

**Is This Project Funded From More Than One Source?** No

If Yes, Please Specify Which Sources:

\*Project includes multiple city funds or State and Federal funds.



**City of Norman**  
 Capital Improvement Project Sheet  
 Fiscal Year Ending 2025

Project Title: Library back up battery replacement Project Type: Buildings and Grounds  
 Project Category: Building and Grounds Project Number: \_\_\_\_\_  
 Department: Parks and Recreations -Facilities Account Number: \_\_\_\_\_  
 Manager: Lance Harper Begin & End Dates: 7/1/2024 To 6/30/2025  
 Ward(s): \_\_\_\_\_ Life Expectancy: 5 years

**Detailed Project Description:**

Central Library and East Library have battery back up electrical systems. The life of the batteries in these systems is 5-7 years. At this time East library batteries are over 7 years old and Central Library is coming up on 5 years old. These batteries are showing a fault alarm on both libraries.

**: Expenditure Schedule Through Account \_\_\_\_\_ by Fiscal Year:**

Account & Object	Total ALL Fiscal Years	Actual Prior Years	Budget FYE 2024	FYE 2025	FYE 2026	FYE 2027	FYE 2028	FYE 2029	Beyond 5 Years
46201 - DESIGN	\$0								
46001 LAND	\$0								
46701 UTILITIES	\$0								
46101 CONST	\$0								
46301 MATLS	\$15,000			\$15,000					
<b>TOTAL</b>	<b>\$15,000</b>	<b>\$0</b>	<b>\$0</b>	<b>\$15,000</b>	<b>\$0</b>	<b>\$0</b>	<b>\$0</b>	<b>\$0</b>	<b>\$0</b>


**Operating Impact:** High Fund General

The batteries and systems are currently in "default" mode. Future maintenance of these will fall under the generator technicians duties which will help lengthen the life of the batteries to their full potential.

**This Project Needs Assistance From:** Bldg Maint  IT  Pub Wks  Utils  Parks

**Reimbursable Account?**

**Is This Project Funded From More Than One Source?** No If Yes, Please Specify Which Sources:



**City of Norman**  
 Capital Improvement Project Sheet  
 Fiscal Year Ending 2025

Project Title: Library furniture replacement Project Type: Parks & Recreation  
 Project Category: Building and grounds Project Number: \_\_\_\_\_  
 Department: Parks and Recreation Facilities Account Number: \_\_\_\_\_  
 Manager: Lance Harper Begin & End Dates: 7/1/2024 To 6/30/2029  
 Ward(s): 7 Life Expectancy: 10 years

**Detailed Project Description:**

East Library was a LEED project build completed approximately ten years ago. The furniture inside the library is the original furniture. This library, along with Central Library are used on a daily basis and have see a high number of patrons throughout the year. The libraries also host to educational, art and reading classes, they also host numerous programs and meetings. The libraries are a vital part of the City of Norman. The furniture within these buildings are starting to show their age. By starting a revolving replacement program for the furniture in these two buildings it will allow these two beautiful buildings to be inviting, clean and with safe, functional seating. The replacement of furniture will be based on usage, condition and safety.

**: Expenditure Schedule Through Account \_\_\_\_\_ by Fiscal Year:**

Account & Object	Total ALL Fiscal Years	Actual Prior Years	Budget FYE 2024	FYE 2025	FYE 2026	FYE 2027	FYE 2028	FYE 2029	Beyond 5 Years
46201 - DESIGN	\$0								
46001 LAND	\$0								
46701 UTILITIES	\$0								
46101 CONST	\$0								
46301 MATLS	\$250,000			\$50,000	\$50,000	\$50,000	\$50,000	\$50,000	
<b>TOTAL</b>	<b>\$250,000</b>	<b>\$0</b>	<b>\$0</b>	<b>\$50,000</b>	<b>\$50,000</b>	<b>\$50,000</b>	<b>\$50,000</b>	<b>\$50,000</b>	<b>\$0</b>

**Operating Impact:** High General Funds

**This Project Needs Assistance From:**      Bldg Maint    IT    Pub Wks    Utils    Parks

**Reimbursable Account?**

**Is This Project Funded From More Than One Source?** No      If Yes, Please Specify Which Sources:



**City of Norman**  
 Capital Improvement Project Sheet  
 Fiscal Year Ending 2025

Project Title: City Hall flooring renovation Project Type: Buildings and Grounds  
 Project Category: Parks and Recreation Project Number: \_\_\_\_\_  
 Department: Facilities Account Number: \_\_\_\_\_  
 Manager: Lance Harper Begin & End Dates: 7/1/2024 To 6/30/2025  
 Ward(s): \_\_\_\_\_ Life Expectancy: \_\_\_\_\_

**Detailed Project Description:**

The tile floors throughout City Hall are in need of updating and renovation. The main hallways and bathrooms tile floors would be removed and replaced. There are currently several broken tiles, worn tiles and mis-matched tiles throughout the building. This project would improve the appearance of the flooring to the public and provide flooring with a lifespan of 15-20 years.

**: Expenditure Schedule Through Account by Fiscal Year:**

Account & Object	Total ALL Fiscal Years	Actual Prior Years	Budget FYE 2024	FYE 2025	FYE 2026	FYE 2027	FYE 2028	FYE 2029	Beyond 5 Years
46201 - DESIGN	\$0								
46001 LAND	\$0								
46701 UTILITIES	\$0								
46101 CONST	\$210,000			\$210,000					
46301 MATLS	\$0								
<b>TOTAL</b>	<b>\$210,000</b>	<b>\$0</b>	<b>\$0</b>	<b>\$210,000</b>	<b>\$0</b>	<b>\$0</b>	<b>\$0</b>	<b>\$0</b>	<b>\$0</b>

**Operating Impact:** High Fund(s) Impacted \_\_\_\_\_

This is a project that will get City Hall in the same condition as other campus buildings that have gone through major renovations.

**This Project Needs Assistance From:** Bldg Maint  IT  Pub Wks  Utils  Parks


**Reimbursable Account?**

**Is This Project Funded From More Than One Source?** No

If Yes, Please Specify Which Sources:

\*Project includes multiple city funds or State and Federal funds.





**City of Norman**  
 Capital Improvement Project Sheet  
 Fiscal Year Ending 2025

Project Title: <u>Westwood Golf &amp; Tennis Shops Project</u>	Project Type: <u>Parks &amp; Recreation</u>
Project Category: <u>Parks and Recreation</u>	Project Number: <u>EF</u>
Department: <u>Parks &amp; Recreation</u>	Account Number: <u>50-</u>
Manager: <u>James Briggs</u>	Begin & End Dates: <u>7/1/2024 To 6/30/2025</u>
Ward(s): <u>8</u>	Life Expectancy: <u>25 years</u>

**Detailed Project Description:**

Although there have been recent construction projects for the Westwood Family Aquatics Center and Westwood Tennis Indoor Facility, there has not been any recent project to address the maintenance of the pro shop facilities for Golf and Tennis at the park. Combined with this, is the damage each facility received in 2021 from a series of hail storms at the park. The Mansard roof on the golf pro shop (the nearly vertical metal roof fascia that extends down on the edge of the covered walkways around the building) sustained significant damage to the paint from all of the impact; plus there are areas of the fascia and ceiling of the covered walkways that have been damaged over the years that need repair. There are also several windows in the golf shop that need to be re-sealed and then re-painted after repair. Also, the interior of the tennis shop needs to be painted and have it's floors re-sealed after a decade of heavy use, since the shop was expanded through a combination of donated funds and city funds. This project is part of the Existing Facility Maintenance Project category for all city of Norman properties. The Aquatic Center was built in 2017, and only needed minor hail damage repair after the 2021 storms. All interior surfaces inside the aquatics facility are in good shape. All facilities at Westwood will receive constant evaluation to insure they are maintained at the level of appearance and service that citizens expect.

**: Expenditure Schedule Through Account 50- by Fiscal Year:**

Account & Object	Total ALL Fiscal Years	Actual Prior Years	Budget FYE 2024	FYE 2025	FYE 2026	FYE 2027	FYE 2028	FYE 2029	Beyond 5 Years
46201 - DESIGN	\$5,000			\$5,000					
46001 LAND	\$0								
46701 UTILITIES	\$0								
46101 CONST	\$40,000			\$40,000					
46301 MATLS	\$20,000			\$20,000					
<b>TOTAL</b>	<b>\$65,000</b>	<b>\$0</b>	<b>\$0</b>	<b>\$65,000</b>	<b>\$0</b>	<b>\$0</b>	<b>\$0</b>	<b>\$0</b>	<b>\$0</b>

**Operating Impact:** Slight General Fund

The tennis and golf pro shops will remain in-use until funding can be secured to demolish them and re-build new facilities, according to a master plan being prepared for the park. The project requested here is for basic maintenance of such buildings that will keep them operational until that future complete reconstruction.

**This Project Needs Assistance From:**      Bldg Maint    IT    Pub Wks    Utils    Parks


                      

**Reimbursable Account?**

**Is This Project Funded From More Than One Source?** No

If Yes, Please Specify Which Sources:

\*Project includes multiple city funds or State and Federal funds.



**City of Norman**  
 Capital Improvement Project Sheet  
 Fiscal Year Ending 2025

Project Title: Emergency projects & contingency Project Type: Buildings and Grounds  
 Project Category: Parks and Recreation Project Number: \_\_\_\_\_  
 Department: Facilities Account Number: \_\_\_\_\_  
 Manager: Lance Harper Begin & End Dates: 7/1/2024 To 6/30/2025  
 Ward(s): All Life Expectancy: 5 years

**Detailed Project Description:**

This funding would be used for emergency situations, for example the recent pipe freezing and damage to the Development Center. The funds could also be used when a project runs over budget because of unforeseen circumstances or prices increases. Many Capitol improvements projects are priced 4-8 months before the work will start. Many times the increase in material has pushed a project over the original project budget amount. This fund, with the approval of the City Manager, would be used for any short comings in a project or in case of a emergency project.

**: Expenditure Schedule Through Account \_\_\_\_\_ by Fiscal Year:**

Account & Object	Total ALL Fiscal Years	Actual Prior Years	Budget FYE 2024	FYE 2025	FYE 2026	FYE 2027	FYE 2028	FYE 2029	Beyond 5 Years
46201 - DESIGN	\$0								
46001 LAND	\$0								
46701 UTILITIES	\$0								
46101 CONST	\$241,877			\$241,877					
46301 MATLS	\$0								
<b>TOTAL</b>	<b>\$241,877</b>	<b>\$0</b>	<b>\$0</b>	<b>\$241,877</b>	<b>\$0</b>	<b>\$0</b>	<b>\$0</b>	<b>\$0</b>	<b>\$0</b>


**Operating Impact:** High Fund(s) Impacted \_\_\_\_\_

Emergency funds to be used on projects that have unforeseen cost increases and for emergency projects, all funds used must be approved by the City Manager.

**This Project Needs Assistance From:** Bldg Maint  IT  Pub Wks  Utils  Parks

**Reimbursable Account?**

**Is This Project Funded From More Than One Source?** No If Yes, Please Specify Which Sources:



**City of Norman**  
 Capital Improvement Project Sheet  
 Fiscal Year Ending 2025

Project Title: <u>ODOT Audit Adjustment</u>	Project Type: <u>Transportation w/ St or Fedl Funds</u>
Project Category: <u>Engineering</u>	Project Number: <u>TR0068</u>
Department: <u>Public Works</u>	Account Number: <u>50595535</u>
Manager: <u>Scott Sturtz</u>	Begin & End Dates: <u>1/1/2009 To</u>
Ward(s): <u>All</u>	Life Expectancy: <u>N/A</u>

**Detailed Project Description:**

In January 2009, Council adopted a new policy involving the creation of a project account called the ODOT Audit Adjustment Account with \$100,000 dedicated to payment of ODOT final invoices. The intent of the policy was to replenish the account each budget year up to the balance of \$100,000. Establishing this account, creates a process for all pending project accounts to be closed and the remaining project funds transferred back to the Capital Fund balance to be available for other projects. Since ODOT's final audit process takes three to seven years to complete, it was felt this process would free up the unencumbered project funds more quickly.

**: Expenditure Schedule Through Account 50595535 by Fiscal Year:**

Account & Object	Total ALL Fiscal Years	Actual Prior Years	Budget FYE 2024	FYE 2025	FYE 2026	FYE 2027	FYE 2028	FYE 2029	Beyond 5 Years
46201 - DESIGN	\$0								
46001 LAND	\$0								
46701 UTILITIES	\$0								
46101 CONST	\$2,200,000	\$1,500,000	\$100,000	\$100,000	\$100,000	\$100,000	\$100,000	\$100,000	\$100,000
46301 MATLS	\$0								
<b>TOTAL</b>	<b>\$2,200,000</b>	<b>\$1,500,000</b>	<b>\$100,000</b>	<b>\$100,000</b>	<b>\$100,000</b>	<b>\$100,000</b>	<b>\$100,000</b>	<b>\$100,000</b>	<b>\$100,000</b>

**Operating Impact:** Negligible Fund(s) Impacted

No operating impacts.

**This Project Needs Assistance From:**

Bldg Maint	IT	Pub Wks	Utils	Parks
<input type="checkbox"/>	<input type="checkbox"/>	<input checked="" type="checkbox"/>	<input type="checkbox"/>	<input type="checkbox"/>

**Reimbursable Account?**

**Is This Project Funded From More Than One Source?** No If Yes, Please Specify Which Sources:



**City of Norman**  
 Capital Improvement Project Sheet  
 Fiscal Year Ending 2025

Project Title: <u>36th Ave NW &amp; Tecumseh Road</u>	Project Type: <u>Transportation w/ St or Fedl Funds</u>
Project Category: <u>Intersection, and Traffic signal Modification</u>	Project Number: <u>TR0108</u>
Department: <u>Public Works</u>	Account Number: <u>50590079</u>
Manager: <u>Paul D'Andrea</u>	Begin & End Dates: <u>2/1/2012 To 12/1/2026</u>
Ward(s): <u>8</u>	Life Expectancy: <u>20 Years</u>

**Detailed Project Description:**

The project adds an additional left turn lane for westbound traffic on Tecumseh Road turning south onto 36th Avenue NW.

Traffic impact fees totaling \$204,994.80 are available and ready to be transferred into this project for construction.

**: Expenditure Schedule Through Account 50590079 by Fiscal Year:**

Account & Object	Total ALL Fiscal Years	Actual Prior Years	Budget FYE 2024	FYE 2025	FYE 2026	FYE 2027	FYE 2028	FYE 2029	Beyond 5 Years
46201 - DESIGN	\$79,165	\$79,165							
46001 LAND	\$100,000		\$100,000						
46701 UTILITIES	\$0								
46101 CONST	\$204,995			\$204,995					
46301 MATLS	\$0								
TOTAL	\$384,160	\$79,165	\$100,000	\$204,995	\$0	\$0	\$0	\$0	\$0

**Operating Impact:** Negligible Fund(s) Impacted \_\_\_\_\_

\$5,000 per year for electricity and preventive maintenance.


Federal funds through ACOG to pay for 80% of the construction cost will be requested in the coming years.

**This Project Needs Assistance From:**

Bldg Maint	IT	Pub Wks	Utils	Parks
<input type="checkbox"/>	<input type="checkbox"/>	<input checked="" type="checkbox"/>	<input checked="" type="checkbox"/>	<input type="checkbox"/>

**Reimbursable Account?**

**Is This Project Funded From More Than One Source?** Yes \_\_\_\_\_  
 If Yes, Please Specify City funds and Federal Funds Which Sources: \_\_\_\_\_



**City of Norman**  
 Capital Improvement Project Sheet  
 Fiscal Year Ending 2025

Project Title: <u>36th Ave W &amp; Porter/Classen Wayfinding</u>	Project Type: <u>Transportation City Funding Only</u>
Project Category: <u>Signage</u>	Project Number: <u>TR0114</u>
Department: <u>Public Works</u>	Account Number: <u>50599611</u>
Manager: <u>David Riesland</u>	Begin & End Dates: <u>7/1/2017 To 6/30/2025</u>
Ward(s): <u>1, 3, 4, 5, 6, 7, and 8</u>	Life Expectancy: <u>10 Years</u>

**Detailed Project Description:**

This project implements the Wayfinding Plan recommendations for Phase 4 touching 36th Avenue West and the Porter Avenue/Classen Boulevard corridor.

**: Expenditure Schedule Through Account 50599611 by Fiscal Year:**

Account & Object	Total ALL Fiscal Years	Actual Prior Years	Budget FYE 2024	FYE 2025	FYE 2026	FYE 2027	FYE 2028	FYE 2029	Beyond 5 Years
46201 - DESIGN	\$160,000	\$80,000	\$40,000	\$40,000					
46001 LAND	\$0								
46701 UTILITIES	\$0								
46101 CONST	\$780,000	\$380,000	\$200,000	\$200,000					
46301 MATLS	\$0								
<b>TOTAL</b>	<b>\$940,000</b>	<b>\$460,000</b>	<b>\$240,000</b>	<b>\$240,000</b>	<b>\$0</b>	<b>\$0</b>	<b>\$0</b>	<b>\$0</b>	<b>\$0</b>

**Operating Impact:** Negligible General Fund


\$3,000 per year for sign maintenance. Phase 1 was completed in FYE 22, Phase 2 in FYE 23, and Phase 3 in FYE 24 from the City's Adopted Wayfinding Plan.

**This Project Needs Assistance From:** Bldg Maint  IT  Pub Wks  Utils  Parks

**Reimbursable Account?**

**Is This Project Funded From More Than One Source?** No If Yes, Please Specify Which Sources:

\*Project includes multiple city funds or State and Federal funds. 93



**City of Norman**  
 Capital Improvement Project Sheet  
 Fiscal Year Ending 2025

Project Title: <u>SH-9 Multimodal Path 48th to 72nd Ave</u>	Project Type: <u>Transportation w/ St or Fedl Funds</u>
Project Category: <u>Multimodal Path</u>	Project Number: <u>TR0125</u>
Department: <u>Public Works</u>	Account Number: <u>50596688</u>
Manager: <u>Jami Short</u>	Begin & End Dates: <u>7/1/2023 To 12/31/2024</u>
Ward(s): <u>5</u>	Life Expectancy: <u>10 Years</u>

**Detailed Project Description:**

Design and construct two miles of multimodal path along the north side of State Highway 9 from 48th Avenue SE to 72nd Avenue SE. Grants to pay 80% of the construction cost have been secured. Council has approved a funding agreement with ODOT for this project.

**: Expenditure Schedule Through Account 50596688 by Fiscal Year:**

Account & Object	Total ALL Fiscal Years	Actual Prior Years	Budget FYE 2024	FYE 2025	FYE 2026	FYE 2027	FYE 2028	FYE 2029	Beyond 5 Years
46201 - DESIGN	\$223,162		\$223,162						
46001 LAND	\$0								
46701 UTILITIES	\$0								
46101 CONST	\$529,492			\$529,492					
46301 MATLS	\$0								
<b>TOTAL</b>	<b>\$752,654</b>	<b>\$0</b>	<b>\$223,162</b>	<b>\$529,492</b>	<b>\$0</b>	<b>\$0</b>	<b>\$0</b>	<b>\$0</b>	<b>\$0</b>

**Operating Impact:** Negligible General Fund

\$2,500 per year in path maintenance.

**This Project Needs Assistance From:**      Bldg Maint      IT      Pub Wks      Utils      Parks

**Reimbursable Account?**

**Is This Project Funded From More Than One Source?** No      If Yes, Please Specify Which Sources:



**City of Norman**  
 Capital Improvement Project Sheet  
 Fiscal Year Ending 2025

Project Title: <u>Community/Neighborhood Improvements</u>	Project Type: <u>Maintenance of Existing Facilities</u>
Project Category: <u>Community/Neighborhood Improvements</u>	Project Number: <u>CD0001</u>
Department: <u>Planning and Community Development</u>	Account Number: <u>50593373-46101</u>
Manager: <u>Lisa Krieg</u>	Begin & End Dates: <u>7/1/2024 To 6/30/2025</u>
Ward(s): <u>4</u>	Life Expectancy: _____

**Detailed Project Description:**

Infrastructure projects identified within neighborhoods in the Core Area. FYE25 efforts will concentrate in leveraging funds from the CDBG Program within the established CDBG Target Area. Activities may include but not limited to sidewalk construction, lighting, tree planting, small drainage projects, and street improvements.

**: Expenditure Schedule Through Account 50593373-46101 by Fiscal Year:**

Account & Object	Total ALL Fiscal Years	Actual Prior Years	Budget FYE 2024	FYE 2025	FYE 2026	FYE 2027	FYE 2028	FYE 2029	Beyond 5 Years
46201 - DESIGN	\$0								
46001 LAND	\$0								
46701 UTILITIES	\$0								
46101 CONST	\$1,140,139	\$540,139	\$100,000	\$100,000	\$100,000	\$100,000	\$100,000	\$100,000	
46301 MATLS	\$0								
<b>TOTAL</b>	<b>\$1,140,139</b>	<b>\$540,139</b>	<b>\$100,000</b>	<b>\$100,000</b>	<b>\$100,000</b>	<b>\$100,000</b>	<b>\$100,000</b>	<b>\$100,000</b>	<b>\$0</b>

**Operating Impact:** Negligible Fund(s) Impacted

\$100,000 has been budgeted annually since 2008 with the exception of FYE16, FYE17, FYE18 and FYE19. Additional funding provided by this project for Campus Corner Improvements in FYE22.

**This Project Needs Assistance From:**  Bldg Maint  IT  Pub Wks  Utils  Parks

**Reimbursable Account?**

**Is This Project Funded From More Than One Source?** No If Yes, Please Specify Which Sources:

\*Project includes multiple city funds or State and Federal funds. 95



**City of Norman**  
 Capital Improvement Project Sheet  
 Fiscal Year Ending 2025

Project Title: <u>Driveway Repair Program</u>	Project Type: <u>Transportation City Funding Only</u>
Project Category: <u>General Maintenance</u>	Project Number: <u>SC0659</u>
Department: <u>Public Works</u>	Account Number: <u>50593370-46101</u>
Manager: <u>Scott Sturtz</u>	Begin & End Dates: <u>7/1/2024 To 6/30/2025</u>
Ward(s): <u>4,7 &amp; 8</u>	Life Expectancy: <u>20 Years</u>

**Detailed Project Description:**

This program is to repair hazardous, deteriorated or non existing driveways in "Core Norman" and "Historic Norman" areas, meeting the criteria and procedures defined in the program policy and application packet. All inquiries regarding replacement of driveways will be directed to the Engineering Assistant.

**: Expenditure Schedule Through Account 50593370-46101 by Fiscal Year:**

Account & Object	Total ALL Fiscal Years	Actual Prior Years	Budget FYE 2024	FYE 2025	FYE 2026	FYE 2027	FYE 2028	FYE 2029	Beyond 5 Years
46201 - DESIGN	\$0								
46001 LAND	\$0								
46701 UTILITIES	\$0								
46101 CONST	\$352,033	\$282,033	\$10,000	\$10,000	\$10,000	\$10,000	\$10,000	\$10,000	\$10,000
46301 MATLS	\$0								
<b>TOTAL</b>	<b>\$352,033</b>	<b>\$282,033</b>	<b>\$10,000</b>	<b>\$10,000</b>	<b>\$10,000</b>	<b>\$10,000</b>	<b>\$10,000</b>	<b>\$10,000</b>	<b>\$10,000</b>

**Operating Impact:** Positive General Fund

Will improve pedestrian, driveway access and safety.

**This Project Needs Assistance From:**      Bldg Maint    IT    Pub Wks    Utils    Parks


**Reimbursable Account?**

**Is This Project Funded From More Than One Source?** No

If Yes, Please Specify Which Sources:

\*Project includes multiple city funds or State and Federal funds.





**City of Norman**  
 Capital Improvement Project Sheet  
 Fiscal Year Ending 2025

Project Title: <u>ADA Sidewalk Compliance Audit/Repair</u>	Project Type: <u>Transportation City Funding Only</u>
Project Category: <u>2018 Transition Plan</u>	Project Number: <u>TC0038</u>
Department: <u>Public Works</u>	Account Number: <u>50592206</u>
Manager: <u>Steve Guizzo</u>	Begin & End Dates: <u>7/1/2018 To</u>
Ward(s): <u>All</u>	Life Expectancy: <u>20 Years</u>

**Detailed Project Description:**

In the 2018 Kimley-Horn Self Evaluation and Transition Plan, 2020 McIntosh Evaluation and the 2021 Transit Transition Plan, it is noted that there were \$6,929,987.00 in deficiencies identified. In order to remediate these deficiencies and make Norman a more inclusive City, there is the need to secure, \$340,651.00 per year for the next 20 years. An Addendum to the 2018 Transition Plan was completed in 2021 with the addition of the 2021 Transit Transition Plan that totaled \$86,214.00, which was included in funding in FYE 2023. Additional ADA evaluations are ongoing throughout the City of Norman including 58 parks, 52 existing buildings and over 700 miles of infrastructure consisting of sidewalks, signalized intersections and non-signalized intersections.

**: Expenditure Schedule Through Account 50592206 by Fiscal Year:**

Account & Object	Total ALL Fiscal Years	Actual Prior Years	Budget FYE 2024	FYE 2025	FYE 2026	FYE 2027	FYE 2028	FYE 2029	Beyond 5 Years
46201 - DESIGN	\$0								
46001 LAND	\$0								
46701 UTILITIES	\$0								
46101 CONST	\$3,482,000	\$1,382,000	\$300,000	\$300,000	\$300,000	\$300,000	\$300,000	\$300,000	\$300,000
46301 MATLS	\$0								
<b>TOTAL</b>	<b>\$3,482,000</b>	<b>\$1,382,000</b>	<b>\$300,000</b>	<b>\$300,000</b>	<b>\$300,000</b>	<b>\$300,000</b>	<b>\$300,000</b>	<b>\$300,000</b>	<b>\$300,000</b>

**Operating Impact:** Positive Fund(s) Impacted

**This Project Needs Assistance From:**      Bldg Maint    IT    Pub Wks    Utils    Parks


                

**Reimbursable Account?**

**Is This Project Funded From More Than One Source?** No

If Yes, Please Specify Which Sources:

\*Project includes multiple city funds or State and Federal funds.



**City of Norman**  
 Capital Improvement Project Sheet  
 Fiscal Year Ending 2025

Project Title: <u>Regional Transportation Authority</u>	Project Type: <u>Transportation City Funding Only</u>
Project Category: <u>Other - Special Traffic Improvement</u>	Project Number: <u>TC0047</u>
Department: <u>Public Works</u>	Account Number: <u>50593391</u>
Manager: <u>Taylor Johnson</u>	Begin & End Dates: <u>7/1/2024 To 6/30/2025</u>
Ward(s): <u>All</u>	Life Expectancy: <u>10+ years</u>

**Detailed Project Description:**

This project will support the Regional Transportation Authority (RTA) of Central Oklahoma as it continues to study and plan for intercity public transportation services in the Oklahoma City Metropolitan Area. Since forming in 2019, the RTA has adopted a Transit System Plan, completed the alternative analysis for the corridors (North/South and East), and selected an alternative for each. The RTA is also studying a West and Airport Corridor. Work continues by the RTA's contractors to finalize what improvements need to be made to construct the system and thus produce plans and cost estimates for the North/South and East Corridors. This will lead to a proposed ballot initiative in the near future to the region's voters to approve the local funding mechanism to construct and operate the system. Federal funding would also be pursued to compliment the regional local funding.

**: Expenditure Schedule Through Account 50593391 by Fiscal Year:**

Account & Object	Total ALL Fiscal Years	Actual Prior Years	Budget FYE 2024	FYE 2025	FYE 2026	FYE 2027	FYE 2028	FYE 2029	Beyond 5 Years
46201 - DESIGN	\$1,370,865	\$591,849	\$348,950	\$215,033	\$215,033				
46001 LAND	\$0								
46701 UTILITIES	\$0								
46101 CONST	\$0								
46301 MATLS	\$0								
<b>TOTAL</b>	<b>\$1,370,865</b>	<b>\$591,849</b>	<b>\$348,950</b>	<b>\$215,033</b>	<b>\$215,033</b>	<b>\$0</b>	<b>\$0</b>	<b>\$0</b>	<b>\$0</b>

**Operating Impact:** Negligible General Fund


**This Project Needs Assistance From:**      Bldg Maint      IT      Pub Wks      Utils      Parks

**Reimbursable Account?**

**Is This Project Funded From More Than One Source?** No      If Yes, Please Specify Which Sources:

\*Project includes multiple city funds or State and Federal funds. 98



**City of Norman**  
 Capital Improvement Project Sheet  
 Fiscal Year Ending 2025

Project Title: <u>Sidewalk Horizontal Saw Cut Program</u>	Project Type: <u>Transportation City Funding Only</u>
Project Category: <u>General Maintenance</u>	Project Number: <u>TC0155</u>
Department: <u>Public Works</u>	Account Number: <u>50594407-46101</u>
Manager: <u>Scott Sturtz</u>	Begin & End Dates: <u>7/1/2024 To 6/30/2025</u>
Ward(s): <u>All</u>	Life Expectancy: <u>20 Years</u>

**Detailed Project Description:**

This project locates non-ADA compliant sidewalks and makes minor repairs and identifies locations for larger repairs. This project leverages horizontal saw cutting technology to eliminate trip hazards less than two inches in height, which is 70% more cost-effective than conventional repair by replacement of concrete method. Specific project areas will be selected by City Staff based on density of hazards which can be remedied via horizontal saw cutting methods and submit the proposal to City Council for approval. City staff will source a contractor to perform work based on a cost per inch-feet of cuts and direct work up to the budget amount.

**: Expenditure Schedule Through Account 50594407-46101 by Fiscal Year:**

Account & Object	Total ALL Fiscal Years	Actual Prior Years	Budget FYE 2024	FYE 2025	FYE 2026	FYE 2027	FYE 2028	FYE 2029	Beyond 5 Years
46201 - DESIGN	\$0								
46001 LAND	\$0								
46701 UTILITIES	\$0								
46101 CONST	\$720,000	\$440,000	\$40,000	\$40,000	\$40,000	\$40,000	\$40,000	\$40,000	\$40,000
46301 MATLS	\$0								
<b>TOTAL</b>	<b>\$720,000</b>	<b>\$440,000</b>	<b>\$40,000</b>	<b>\$40,000</b>	<b>\$40,000</b>	<b>\$40,000</b>	<b>\$40,000</b>	<b>\$40,000</b>	<b>\$40,000</b>

**Operating Impact:** Positive General Fund

Will improve pedestrian access and public safety.

**This Project Needs Assistance From:**

Bldg Maint	IT	Pub Wks	Utils	Parks
<input type="checkbox"/>	<input type="checkbox"/>	<input type="checkbox"/>	<input type="checkbox"/>	<input type="checkbox"/>

**Reimbursable Account?**

**Is This Project Funded From More Than One Source?** No If Yes, Please Specify Which Sources:



**City of Norman**  
 Capital Improvement Project Sheet  
 Fiscal Year Ending 2025

Project Title: <u>Monument Signs</u>	Project Type: <u>Transportation City Funding Only</u>
Project Category: <u>Signage</u>	Project Number: <u>TC0158</u>
Department: <u>Public Works</u>	Account Number: <u>50596688</u>
Manager: <u>David Riesland</u>	Begin & End Dates: <u>12/1/2023 To 6/30/2025</u>
Ward(s): <u>All</u>	Life Expectancy: <u>10 Years</u>

**Detailed Project Description:**

Study and implement monument signage, in conjunction with our stakeholders, at various locations throughout the City.

**: Expenditure Schedule Through Account 50596688 by Fiscal Year:**

Account & Object	Total ALL Fiscal Years	Actual Prior Years	Budget FYE 2024	FYE 2025	FYE 2026	FYE 2027	FYE 2028	FYE 2029	Beyond 5 Years
46201 - DESIGN	\$175,000		\$175,000						
46001 LAND	\$25,000			\$25,000					
46701 UTILITIES	\$0								
46101 CONST	\$200,000			\$200,000					
46301 MATLS	\$0								
<b>TOTAL</b>	<b>\$400,000</b>	<b>\$0</b>	<b>\$175,000</b>	<b>\$225,000</b>	<b>\$0</b>	<b>\$0</b>	<b>\$0</b>	<b>\$0</b>	<b>\$0</b>

**Operating Impact:** Negligible General Fund

\$2,500 per year for sign maintenance

**This Project Needs Assistance From:**      Bldg Maint      IT      Pub Wks      Utils      Parks


                      

**Reimbursable Account?**

**Is This Project Funded From More Than One Source?** No

If Yes, Please Specify Which Sources:

\*Project includes multiple city funds or State and Federal funds.



**City of Norman**  
 Capital Improvement Project Sheet  
 Fiscal Year Ending 2025

Project Title: <u>Traffic Calming</u>	Project Type: <u>Transportation City Funding Only</u>
Project Category: <u>Traffic Control Improvement</u>	Project Number: <u>TC0230</u>
Department: <u>Public Works</u>	Account Number: <u>50590073-46101</u>
Manager: <u>Jami Short</u>	Begin & End Dates: <u>12/1/2003 To 6/30/2029</u>
Ward(s): <u>All</u>	Life Expectancy: <u>20 Years</u>

**Detailed Project Description:**

This project provides traffic calming devices (ie. speed humps, traffic circles, chicanes, etc.) along major residential collector streets with a documented speeding project. This project can also support passive traffic calming devices (ie. speed feedback speed limit signs, etc.).

**: Expenditure Schedule Through Account 50590073-46101 by Fiscal Year:**

Account & Object	Total ALL Fiscal Years	Actual Prior Years	Budget FYE 2024	FYE 2025	FYE 2026	FYE 2027	FYE 2028	FYE 2029	Beyond 5 Years
46201 - DESIGN	\$0								
46001 LAND	\$0								
46701 UTILITIES	\$0								
46101 CONST	\$2,500,956	\$1,950,956	\$50,000	\$50,000	\$50,000	\$50,000	\$50,000	\$50,000	\$250,000
46301 MATLS	\$0								
<b>TOTAL</b>	<b>\$2,500,956</b>	<b>\$1,950,956</b>	<b>\$50,000</b>	<b>\$50,000</b>	<b>\$50,000</b>	<b>\$50,000</b>	<b>\$50,000</b>	<b>\$50,000</b>	<b>\$250,000</b>

**Operating Impact:** Negligible General Fund

\$3,000 per year for sign and pavement marking maintenance.

**This Project Needs Assistance From:**      Bldg Maint      IT      Pub Wks      Utils      Parks

**Reimbursable Account?**

**Is This Project Funded From More Than One Source?** No      If Yes, Please Specify Which Sources:

\*Project includes multiple city funds or State and Federal funds. 101



**City of Norman**  
 Capital Improvement Project Sheet  
 Fiscal Year Ending 2025

Project Title: <u>Sidewalk Accessibility</u>	Project Type: <u>Transportation w/ St or Fedl Funds</u>
Project Category: <u>General Maintenance</u>	Project Number: <u>TC0238</u>
Department: <u>Public Works</u>	Account Number: <u>50593316-46101</u>
Manager: <u>Scott Sturtz</u>	Begin & End Dates: <u>7/1/2024 To 6/30/2025</u>
Ward(s): <u>All</u>	Life Expectancy: <u>20 Years</u>

**Detailed Project Description:**

This program is to provide wheelchair ramps, curb cuts and accessible routes where none exist and rebuild existing ramps that do not comply with the ADA guidelines. With input from residents and neighborhood programs, City staff will select appropriate locations and purpose to City Council.

**: Expenditure Schedule Through Account 50593316-46101 by Fiscal Year:**

Account & Object	Total ALL Fiscal Years	Actual Prior Years	Budget FYE 2024	FYE 2025	FYE 2026	FYE 2027	FYE 2028	FYE 2029	Beyond 5 Years
46201 - DESIGN	\$0								
46001 LAND	\$0								
46701 UTILITIES	\$0								
46101 CONST	\$912,322	\$612,322	\$30,000	\$45,000	\$45,000	\$45,000	\$45,000	\$45,000	\$45,000
46301 MATLS	\$0								
<b>TOTAL</b>	<b>\$912,322</b>	<b>\$612,322</b>	<b>\$30,000</b>	<b>\$45,000</b>	<b>\$45,000</b>	<b>\$45,000</b>	<b>\$45,000</b>	<b>\$45,000</b>	<b>\$45,000</b>

**Operating Impact:** Positive General Fund

Will improve pedestrian access and public safety.


**This Project Needs Assistance From:**  Bldg Maint  IT  Pub Wks  Utils  Parks

**Reimbursable Account?**

**Is This Project Funded From More Than One Source?** No

If Yes, Please Specify Which Sources:

\*Project includes multiple city funds or State and Federal funds.



**City of Norman**  
 Capital Improvement Project Sheet  
 Fiscal Year Ending 2025

Project Title: <u>Sidewalk Program for Schools &amp; Arterials</u>	Project Type: <u>Transportation w/ St or Fedl Funds</u>
Project Category: <u>General Maintenance</u>	Project Number: <u>TC0249</u>
Department: <u>Public Works</u>	Account Number: <u>50593317-46101</u>
Manager: <u>Scott Sturtz</u>	Begin & End Dates: <u>7/1/2024 To 6/30/2025</u>
Ward(s): <u>All</u>	Life Expectancy: <u>20 Years</u>

**Detailed Project Description:**

This project constructs and repairs sidewalks adjacent to schools and along arterial roads with heavy pedestrian traffic and inadequate paths.

**: Expenditure Schedule Through Account 50593317-46101 by Fiscal Year:**

Account & Object	Total ALL Fiscal Years	Actual Prior Years	Budget FYE 2024	FYE 2025	FYE 2026	FYE 2027	FYE 2028	FYE 2029	Beyond 5 Years
46201 - DESIGN	\$0								
46001 LAND	\$0								
46701 UTILITIES	\$0								
46101 CONST	\$2,291,698	\$1,611,698	\$80,000	\$100,000	\$100,000	\$100,000	\$100,000	\$100,000	\$100,000
46301 MATLS	\$0								
<b>TOTAL</b>	<b>\$2,291,698</b>	<b>\$1,611,698</b>	<b>\$80,000</b>	<b>\$100,000</b>	<b>\$100,000</b>	<b>\$100,000</b>	<b>\$100,000</b>	<b>\$100,000</b>	<b>\$100,000</b>

**Operating Impact:** Positive General Fund

Will improve pedestrian access and public safety.

**This Project Needs Assistance From:**      Bldg Maint      IT      Pub Wks      Utils      Parks

**Reimbursable Account?**

**Is This Project Funded From More Than One Source?** No

If Yes, Please Specify Which Sources:

\*Project includes multiple city funds or State and Federal funds.



**City of Norman**  
 Capital Improvement Project Sheet  
 Fiscal Year Ending 2025

Project Title: <u>Bridge Maintenance Program</u>	Project Type: <u>Street Maintenance</u>
Project Category: <u>General Maintenance</u>	Project Number: <u>TC0254</u>
Department: <u>Public Works</u>	Account Number: <u>50596687</u>
Manager: <u>Joseph Hill</u>	Begin & End Dates: <u>7/1/2024 To 6/30/2025</u>
Ward(s): <u>All</u>	Life Expectancy: <u>20 Years</u>

**Detailed Project Description:**

The purpose and strategy of bridge maintenance and preservation program is to prolong the useful or service life of bridges, and forestall major repairs and replacement. This involves rehabilitation and preventative maintenance strategies, including sealing deck cracks, cutting back brush, patching deck spalls, removing silt buildup, removing debris and drifts, replacing expansion joints, placing rip rap, repairing spalling, scouring repair, erosion control and stabilization, and repairing structural members. Specific locations will be identified from the Biennial Bridge Inspection Report findings.

**: Expenditure Schedule Through Account 50596687 by Fiscal Year:**

Account & Object	Total ALL Fiscal Years	Actual Prior Years	Budget FYE 2024	FYE 2025	FYE 2026	FYE 2027	FYE 2028	FYE 2029	Beyond 5 Years
46201 - DESIGN	\$1,711,173	\$561,173	\$250,000	\$100,000	\$200,000	\$200,000	\$200,000	\$200,000	
46001 LAND	\$0								
46701 UTILITIES	\$0								
46101 CONST	\$6,149,847	\$1,299,847	\$750,000	\$900,000	\$800,000	\$800,000	\$800,000	\$800,000	
46301 MATLS	\$0								
<b>TOTAL</b>	<b>\$7,861,020</b>	<b>\$1,861,020</b>	<b>\$1,000,000</b>	<b>\$1,000,000</b>	<b>\$1,000,000</b>	<b>\$1,000,000</b>	<b>\$1,000,000</b>	<b>\$1,000,000</b>	<b>\$0</b>

**Operating Impact:** High **Fund(s) Impacted** \_\_\_\_\_

**This Project Needs Assistance From:**  Bldg Maint  IT  Pub Wks  Utils  Parks


**Reimbursable Account?**

**Is This Project Funded From More Than One Source?** No

If Yes, Please Specify Which Sources:

\*Project includes multiple city funds or State and Federal funds.





**City of Norman**  
 Capital Improvement Project Sheet  
 Fiscal Year Ending 2025

Project Title: <u>Sidewalks and Trails</u>	Project Type: <u>Transportation w/ St or Fedl Funds</u>
Project Category: <u>General Maintenance</u>	Project Number: <u>TC0262</u>
Department: <u>Public Works</u>	Account Number: <u>50591179-46101</u>
Manager: <u>Scott Sturtz</u>	Begin & End Dates: <u>7/1/2024 To 6/30/2025</u>
Ward(s): <u>All</u>	Life Expectancy: <u>20 Years</u>

**Detailed Project Description:**

This project addresses sidewalks and trails throughout the City which complement adopted plans, including the 2021 Greenbelt Master Plan, Bikeway Transportation Master Plan, Parks Master Plan, etc. City Staff will leverage a weighted scoring model for specific project locations and purpose to City Council for approval.

**: Expenditure Schedule Through Account 50591179-46101 by Fiscal Year:**

Account & Object	Total ALL Fiscal Years	Actual Prior Years	Budget FYE 2024	FYE 2025	FYE 2026	FYE 2027	FYE 2028	FYE 2029	Beyond 5 Years
46201 - DESIGN	\$0								
46001 LAND	\$0								
46701 UTILITIES	\$0								
46101 CONST	\$2,309,285	\$1,349,285	\$120,000	\$140,000	\$140,000	\$140,000	\$140,000	\$140,000	\$140,000
46301 MATLS	\$0								
<b>TOTAL</b>	<b>\$2,309,285</b>	<b>\$1,349,285</b>	<b>\$120,000</b>	<b>\$140,000</b>	<b>\$140,000</b>	<b>\$140,000</b>	<b>\$140,000</b>	<b>\$140,000</b>	<b>\$140,000</b>

**Operating Impact:** Positive General Fund

Will improve pedestrian access and public safety.


**This Project Needs Assistance From:**  Bldg Maint  IT  Pub Wks  Utils  Parks

**Reimbursable Account?**

**Is This Project Funded From More Than One Source?** No

If Yes, Please Specify Which Sources:

\*Project includes multiple city funds or State and Federal funds.



**City of Norman**  
 Capital Improvement Project Sheet  
 Fiscal Year Ending 2025

Project Title: <u>Street Striping</u>	Project Type: <u>Transportation City Funding Only</u>
Project Category: <u>Traffic Control Maintenance</u>	Project Number: <u>TC0270</u>
Department: <u>Public Works</u>	Account Number: <u>50594406-46101</u>
Manager: <u>David Riesland</u>	Begin & End Dates: <u>4/1/2017 To 6/30/2029</u>
Ward(s): <u>All</u>	Life Expectancy: <u>3 Years</u>

**Detailed Project Description:**

Continue to fund street striping city-wide.

**: Expenditure Schedule Through Account 50594406-46101 by Fiscal Year:**

Account & Object	Total ALL Fiscal Years	Actual Prior Years	Budget FYE 2024	FYE 2025	FYE 2026	FYE 2027	FYE 2028	FYE 2029	Beyond 5 Years
46201 - DESIGN	\$0								
46001 LAND	\$0								
46701 UTILITIES	\$0								
46101 CONST	\$1,850,000	\$750,000	\$100,000	\$100,000	\$100,000	\$100,000	\$100,000	\$100,000	\$500,000
46301 MATLS	\$0								
<b>TOTAL</b>	<b>\$1,850,000</b>	<b>\$750,000</b>	<b>\$100,000</b>	<b>\$100,000</b>	<b>\$100,000</b>	<b>\$100,000</b>	<b>\$100,000</b>	<b>\$100,000</b>	<b>\$500,000</b>

**Operating Impact:** Negligible General Fund

Locations to be determined.

**This Project Needs Assistance From:**    Bldg Maint     IT     Pub Wks     Utils     Parks

**Reimbursable Account?**

**Is This Project Funded From More Than One Source?** No

If Yes, Please Specify Which Sources:

\*Project includes multiple city funds or State and Federal funds.



**City of Norman**  
 Capital Improvement Project Sheet  
 Fiscal Year Ending 2025

Project Title: <u>Citywide Sidewalk Reconstruction</u>	Project Type: <u>Transportation w/ St or Fedl Funds</u>
Project Category: <u>General Maintenance</u>	Project Number: <u>TC0273</u>
Department: <u>Public Works</u>	Account Number: <u>50590052-46101</u>
Manager: <u>Scott Sturtz</u>	Begin & End Dates: <u>7/1/2024 To 6/30/2025</u>
Ward(s): <u>All</u>	Life Expectancy: <u>20 Years</u>

**Detailed Project Description:**

This project repairs hazardous and deteriorated sidewalks, curbs and gutters city wide, specifically along high-traffic arterial roads where City assumes repair responsibility and in residential areas via property owner's participation in the Sidewalk & Curb Replacement Program (SCRPP), commonly referred to as the "50/50 Program". Participation in the SCRPP, requires a 50% property owner cost share of the city's estimate based on unit prices of the City's contractor.

**: Expenditure Schedule Through Account 50590052-46101 by Fiscal Year:**

Account & Object	Total ALL Fiscal Years	Actual Prior Years	Budget FYE 2024	FYE 2025	FYE 2026	FYE 2027	FYE 2028	FYE 2029	Beyond 5 Years
46201 - DESIGN	\$0								
46001 LAND	\$0								
46701 UTILITIES	\$0								
46101 CONST	\$1,911,718	\$1,061,718	\$100,000	\$125,000	\$125,000	\$125,000	\$125,000	\$125,000	\$125,000
46301 MATLS	\$0								
<b>TOTAL</b>	<b>\$1,911,718</b>	<b>\$1,061,718</b>	<b>\$100,000</b>	<b>\$125,000</b>	<b>\$125,000</b>	<b>\$125,000</b>	<b>\$125,000</b>	<b>\$125,000</b>	<b>\$125,000</b>

**Operating Impact:** Positive General Fund

Will improve pedestrian access and public safety.

**This Project Needs Assistance From:**      Bldg Maint      IT      Pub Wks      Utils      Parks


                      

**Reimbursable Account?**

**Is This Project Funded From More Than One Source?** Yes

If Yes, Please Specify Which Sources: Property owner participation in "50/50 Sidewalk Program"

\*Project includes multiple city funds or State and Federal funds.



**City of Norman**  
 Capital Improvement Project Sheet  
 Fiscal Year Ending 2025

Project Title: <u>Downtown Sidewalks &amp; Curbs</u>	Project Type: <u>Transportation w/ St or Fedl Funds</u>
Project Category: <u>General Maintenance</u>	Project Number: <u>TC0274</u>
Department: <u>Public Works</u>	Account Number: <u>50597716-46101</u>
Manager: <u>Scott Sturtz</u>	Begin & End Dates: <u>7/1/2024 To 6/30/2025</u>
Ward(s): <u>All</u>	Life Expectancy: <u>20 Years</u>

**Detailed Project Description:**

This program is to address deteriorated sidewalks and curbs in the downtown area. The particular project area(s) to be repaired will be determined by City Staff based on weighted scoring models that meet the project criteria with consideration of input by residents and the Downtown Merchants Association.

**: Expenditure Schedule Through Account 50597716-46101 by Fiscal Year:**

Account & Object	Total ALL Fiscal Years	Actual Prior Years	Budget FYE 2024	FYE 2025	FYE 2026	FYE 2027	FYE 2028	FYE 2029	Beyond 5 Years
46201 - DESIGN	\$0								
46001 LAND	\$0								
46701 UTILITIES	\$0								
46101 CONST	\$1,196,097	\$846,097	\$50,000	\$50,000	\$50,000	\$50,000	\$50,000	\$50,000	\$50,000
46301 MATLS	\$0								
<b>TOTAL</b>	<b>\$1,196,097</b>	<b>\$846,097</b>	<b>\$50,000</b>	<b>\$50,000</b>	<b>\$50,000</b>	<b>\$50,000</b>	<b>\$50,000</b>	<b>\$50,000</b>	<b>\$50,000</b>

**Operating Impact:** Positive General Fund

Will improve pedestrian access and public safety.

**This Project Needs Assistance From:**      Bldg Maint      IT      Pub Wks      Utils      Parks


                      

**Reimbursable Account?**

**Is This Project Funded From More Than One Source?** No

If Yes, Please Specify Which Sources:

\*Project includes multiple city funds or State and Federal funds.



**City of Norman**  
 Capital Improvement Project Sheet  
 Fiscal Year Ending 2025

Project Title: <u>Historical Markers at Various Locations</u>	Project Type: <u>Transportation City Funding Only</u>
Project Category: <u>Signage</u>	Project Number: <u>TC0279</u>
Department: <u>Public Works</u>	Account Number: <u>50596688</u>
Manager: <u>David Riesland</u>	Begin & End Dates: <u>7/1/2021 To 6/30/2025</u>
Ward(s): <u>All</u>	Life Expectancy: <u>10 Years</u>

**Detailed Project Description:**

Install historical markers at locations to be determined throughout the City.

**: Expenditure Schedule Through Account 50596688 by Fiscal Year:**

Account & Object	Total ALL Fiscal Years	Actual Prior Years	Budget FYE 2024	FYE 2025	FYE 2026	FYE 2027	FYE 2028	FYE 2029	Beyond 5 Years
46201 - DESIGN	\$0								
46001 LAND	\$0								
46701 UTILITIES	\$0								
46101 CONST	\$120,000	\$60,000	\$30,000	\$30,000					
46301 MATLS	\$0								
<b>TOTAL</b>	<b>\$120,000</b>	<b>\$60,000</b>	<b>\$30,000</b>	<b>\$30,000</b>	<b>\$0</b>	<b>\$0</b>	<b>\$0</b>	<b>\$0</b>	<b>\$0</b>

**Operating Impact:** Negligible General Fund

\$2,500 per year for sign maintenance.

**This Project Needs Assistance From:**

Bldg Maint	IT	Pub Wks	Utils	Parks
<input type="checkbox"/>	<input type="checkbox"/>	<input checked="" type="checkbox"/>	<input type="checkbox"/>	<input type="checkbox"/>

**Reimbursable Account?**

**Is This Project Funded From More Than One Source?** No If Yes, Please Specify Which Sources:



**City of Norman**  
 Capital Improvement Project Sheet  
 Fiscal Year Ending 2025

Project Title: <u>Network Switch Replacement</u>	Project Type: <u>Buildings and Grounds</u>
Project Category: <u>Building Grounds</u>	Project Number: <u>BG071</u>
Department: <u>Information Technology</u>	Account Number: _____
Manager: <u>Robert Gruver</u>	Begin & End Dates: <u>1/7/2023 To 6/30/2028</u>
Ward(s): <u>ALL</u>	Life Expectancy: <u>7 - 10 years</u>

**Detailed Project Description:**

The City of Norman Network Switching infrastructure needs replacement. We have 91 network switches that are end of life and end of support. These switches in some cases are over 10 years old. They have served the City well but need to be replaced for support and performance reasons. These switches are the main infrastructure that provides network services from the PC to the Server. Without them we do not have the ability to provide and computer services to the employees or the public. City computer services have expanded and increase significantly in the last 10 years and we need to increase the performance of the network infrastructure to meet this expansion in services.

**: Expenditure Schedule Through Account \_\_\_\_\_ by Fiscal Year:**

Account & Object	Total ALL Fiscal Years	Actual Prior Years	Budget FYE 2024	FYE 2025	FYE 2026	FYE 2027	FYE 2028	FYE 2029	Beyond 5 Years
46201 - DESIGN	\$0								
46001 LAND	\$0								
46701 UTILITIES	\$0								
46101 CONST	\$0								
46301 MATLS	\$840,000		\$210,000	\$210,000	\$210,000	\$210,000			
<b>TOTAL</b>	<b>\$840,000</b>	<b>\$0</b>	<b>\$210,000</b>	<b>\$210,000</b>	<b>\$210,000</b>	<b>\$210,000</b>	<b>\$0</b>	<b>\$0</b>	<b>\$0</b>


**Operating Impact:** High **Fund(s) Impacted** \_\_\_\_\_

These switches need to be replaced for the City of Norman's IT department to provide reliable and adequate performance for the City Employees daily work requirements and to provide services to the residents.

**This Project Needs Assistance From:** Bldg Maint  IT  Pub Wks  Utils  Parks

**Reimbursable Account?**

**Is This Project Funded From More Than One Source?** No If Yes, Please Specify Which Sources:



**City of Norman**  
 Capital Improvement Project Sheet  
 Fiscal Year Ending 2025

Project Title: <u>GIS Base Map Update</u>	Project Type: <u>Maintenance of Existing Facilities</u>
Project Category: <u>Geographic Information systems</u>	Project Number: <u>BG0074</u>
Department: <u>Planning</u>	Account Number: <u>5095533-46201</u>
Manager: <u>Joyce Green</u>	Begin & End Dates: <u>12/17/2024 To 12/31/2025</u>
Ward(s): <u>All</u>	Life Expectancy: <u>2 yr primary usage, permanent archive.</u>

**Detailed Project Description:**

This project is standard maintenance of the GIS database. This project will update the City's base map to reflect new construction and any other changes on the ground, which have occurred since the last base map update was completed in 2023. The project will start in winter 2025 when leaf-off aerial photography will be collected. The deliverable products will be color orthoimagery and an update of the planimetric (structures, paving, etc.) base map & elevation data of entire city. The City may be able to coordinate this project with other ACOG agencies to reduce costs. It has three distinct components: aerial imagery with overlapping images that will allow accurate rectification and photogrammetric feature collection, which is budgeted at \$45,000; planimetric mapping, which is budgeted a \$100,000 and LiDAR collection and contour development, which is budgeted at \$80,000. The amount budgeted should allow the City of Norman to choose a data vendor from that will do the work in the United States.

**: Expenditure Schedule Through Account 5095533-46201 by Fiscal Year:**

Account & Object	Total ALL Fiscal Years	Actual Prior Years	Budget FYE 2024	FYE 2025	FYE 2026	FYE 2027	FYE 2028	FYE 2029	Beyond 5 Years
46201 - DESIGN	\$1,348,551	\$673,551		\$225,000		\$225,000		\$225,000	
46001 LAND	\$0								
46701 UTILITIES	\$0								
46101 CONST	\$0								
46301 MATLS	\$0								
<b>TOTAL</b>	<b>\$1,348,551</b>	<b>\$673,551</b>	<b>\$0</b>	<b>\$225,000</b>	<b>\$0</b>	<b>\$225,000</b>	<b>\$0</b>	<b>\$225,000</b>	<b>\$0</b>

**Operating Impact:** Negligible Fund(s) Impacted

This is maintenance of existing databases, so has little impact on ongoing operations. There will need to be adequate computer storage for the data. The City Surveyor is ask sometimes asked to assist by providing ground elevations during the data acceptance process.

**This Project Needs Assistance From:**

Bldg Maint	IT	Pub Wks	Utils	Parks
<input type="checkbox"/>	<input checked="" type="checkbox"/>	<input checked="" type="checkbox"/>	<input type="checkbox"/>	<input type="checkbox"/>

**Reimbursable Account?**

**Is This Project Funded From More Than One Source?** No

If Yes, Please Specify Which Sources:

\*Project includes multiple city funds or State and Federal funds.



**City of Norman**  
 Capital Improvement Project Sheet  
 Fiscal Year Ending 2025

Project Title: <u>Park Site Amenities</u>	Project Type: <u>Parks &amp; Recreation</u>
Project Category: <u>Parks and Recreation</u>	Project Number: <u>PR0013</u>
Department: <u>Parks &amp; Recreation</u>	Account Number: <u>050-9973-452</u>
Manager: <u>Bethany Grissom</u>	Begin & End Dates: <u>7/1/2018 To 6/30/2030</u>
Ward(s): <u>All</u>	Life Expectancy: <u>25 years</u>

**Detailed Project Description:**

This project is for the upgrade and replacement of old and high-maintenance park amenities. Items such as old picnic tables and benches will be replaced. Concrete pads will be installed under new and existing amenities to protect them from mower damage and to provide an all-weather surface for the user. Also included could be such items as deteriorated or damaged grills, trash cans, drinking fountains, landscaping, bike racks, sports equipment, etc. The project will also be used to make improvements to the public landscape areas in the City, such as traffic islands/medians, landscapes at public buildings and downtown landscape areas, which all are subject to mechanical and environmental damage throughout the year and are often in need of minor replacements. Any major landscape renovations at these sites will be requested as a stand-alone project and funded accordingly.

**: Expenditure Schedule Through Account 050-9973-452 by Fiscal Year:**

Account & Object	Total ALL Fiscal Years	Actual Prior Years	Budget FYE 2024	FYE 2025	FYE 2026	FYE 2027	FYE 2028	FYE 2029	Beyond 5 Years
46201 - DESIGN	\$0								
46001 LAND	\$0								
46701 UTILITIES	\$0								
46101 CONST	\$0								
46301 MATLS	\$672,000	\$367,000	\$35,000	\$45,000	\$45,000	\$45,000	\$45,000	\$45,000	\$45,000
<b>TOTAL</b>	<b>\$672,000</b>	<b>\$367,000</b>	<b>\$35,000</b>	<b>\$45,000</b>	<b>\$45,000</b>	<b>\$45,000</b>	<b>\$45,000</b>	<b>\$45,000</b>	<b>\$45,000</b>

**Operating Impact:** Negligible General Fund

Requesting a \$10,000 increase in annual funding to allow us to continue to make similar improvements to various park sites each year at a time when material costs are rising substantially each year. We will re-evaluate costs vx. service in future years to make sure we are able to make a similar impact each year.

**This Project Needs Assistance From:**      Bldg Maint      IT      Pub Wks      Utils      Parks


**Reimbursable Account?**

**Is This Project Funded From More Than One Source?** No

If Yes, Please Specify Which Sources:

\*Project includes multiple city funds or State and Federal funds.





# City of Norman

## Capital Improvement Project Sheet

### Fiscal Year Ending 2025

Project Title: <u>Tree Program</u>	Project Type: <u>Parks &amp; Recreation</u>
Project Category: <u>Urban Forestry</u>	Project Number: <u>PR0212</u>
Department: <u>Parks &amp; Recreation</u>	Account Number: <u>50799966</u>
Manager: <u>Colin Zink</u>	Begin & End Dates: <u>7/1/2024 To 6/30/2030</u>
Ward(s): <u>All</u>	Life Expectancy: <u>50 years</u>

**Detailed Project Description:**

Recent annual budget requests were approved to cover costs associated with hiring an outside forestry consultant group to perform an inventory of publicly managed trees, review our current tree ordinance and also develop an Urban Forest Management Plan (UFMP) to help guide the work of our Forestry Division for years to come. There has also been work done to help develop a plan to help protect the community from wildfires by partnering with the State Department of Forestry, which has funds available to help pay for wildfire mitigation programs. Before they can work on those projects, though, they need each town to have a Community Wildfire Protection Plan (CWPP) on file. The CWPP is a document that loops in all of the landowners, emergency responders, and residents onto the same page so that everyone knows what to do in the case of a wildfire. The CWPP also identifies high-priority mitigation projects (controlled fires, fire-breaks, vacant lot clearing, etc.) that should be done to lower the impact of a future wildfire. In Norman's case, we will work with each of the 9 Fire Station managers to identify the top one or two projects in their Fire Districts. Our Forester has submitted a federal CWDG grant application (Community Wildfire Defense Grant), and we are awaiting notice of an award, if any. So that we don't have to wait an additional year to start the CWPP process, we are requesting that funds be added to our FYE 2025 Tree Program budget to cover the costs of creating a CWPP and to fully fund the final parts of our Urban Forest Management Plan. If the grant is not awarded to Norman, then we will spend the requested funds on hiring a CWPP contractor right away. If the grant is awarded, then we can use that additional budget money towards the mitigation projects identified in the CWPP, once it's written.

**: Expenditure Schedule Through Account 50799966 by Fiscal Year:**

Account & Object	Total ALL Fiscal Years	Actual Prior Years	Budget FYE 2024	FYE 2025	FYE 2026	FYE 2027	FYE 2028	FYE 2029	Beyond 5 Years
46201 - DESIGN	\$50,000			\$50,000					
46001 LAND	\$0								
46701 UTILITIES	\$0								
46101 CONST	\$0								
46301 MATLS	\$548,000	\$383,000	\$75,000	\$15,000	\$15,000	\$15,000	\$15,000	\$15,000	\$15,000
TOTAL	\$598,000	\$383,000	\$75,000	\$65,000	\$15,000	\$15,000	\$15,000	\$15,000	\$15,000

**Operating Impact:** Positive General Fund

We anticipate additional increased funding requests in future years, once an Urban Forest Master Plan is developed and adopted by the City and as a Community Wildfire Protection Plan is developed. Possible cost shares could be done with Norman Fire Department. Those requests will be adjusted in future budget cycles.

**This Project Needs Assistance From:**


Bldg Maint	IT	Pub Wks	Utils	Parks
<input type="checkbox"/>	<input type="checkbox"/>	<input type="checkbox"/>	<input type="checkbox"/>	<input checked="" type="checkbox"/>

**Reimbursable Account?**

**Is This Project Funded From More Than One Source?** Yes

\*Project includes multiple city funds or State and Federal funds.

If Yes, Please Specify Which Sources: If a grant is awarded to help fund a CWPP, then a special grant account will be set up to track those reimbursable costs.



**City of Norman**  
 Capital Improvement Project Sheet  
 Fiscal Year Ending 2025

Project Title: <u>Drainage Projects</u>	Project Type: <u>Stormwater</u>
Project Category: <u>Stormwater Drainage Sewer System</u>	Project Number: <u>See attached listing</u>
Department: <u>Public Works</u>	Account Number: <u>50599968</u>
Manager: <u>Jason Murphy</u>	Begin & End Dates: <u>7/1/2024 To 6/30/2029</u>
Ward(s): <u>All</u>	Life Expectancy: <u>20 years</u>

**Detailed Project Description:**

This program is an ongoing annual program to address stormwater drainage deficiencies throughout the City. Specific locations are identified during each annual budget process. In FYE2024 a pipe failure on Boyd Street near the intersection of Lahoma Street was identified and an emergency repair was completed. During the repair additional damage was determined from Flood Avenue to University Boulevard along the stormwater pipe. Funds requested for FYE 2025 includes the additional location of Boyd Ave pipe replacement. Specific projects and funds are identified by fiscal year can be found on the attached sheet.

**: Expenditure Schedule Through Account 50599968 by Fiscal Year:**

Account & Object	Total ALL Fiscal Years	Actual Prior Years	Budget FYE 2024	FYE 2025	FYE 2026	FYE 2027	FYE 2028	FYE 2029	Beyond 5 Years
46201 - DESIGN	\$3,253,056	\$1,403,056	\$700,000	\$0	\$250,000	\$250,000	\$250,000	\$250,000	\$150,000
46001 LAND	\$54,825	\$54,825							
46701 UTILITIES	\$0								
46101 CONST	\$7,760,179	\$1,860,179	\$300,000	\$1,200,000	\$850,000	\$900,000	\$950,000	\$950,000	\$750,000
46301 MATLS	\$0								
<b>TOTAL</b>	<b>\$11,068,061</b>	<b>\$3,318,061</b>	<b>\$1,000,000</b>	<b>\$1,200,000</b>	<b>\$1,100,000</b>	<b>\$1,150,000</b>	<b>\$1,200,000</b>	<b>\$1,200,000</b>	<b>\$900,000</b>

**Operating Impact:** Positive General Fund

Reduced employee services, materials, and Capital Equipment cost. Lower cost construction due to planned repair instead of emergency repair.

**This Project Needs Assistance From:**      Bldg Maint      IT      Pub Wks      Utils      Parks

**Reimbursable Account?**

**Is This Project Funded From More Than One Source?** No

If Yes, Please Specify Which Sources:

\*Project includes multiple city funds or State and Federal funds.





**City of Norman**  
 Capital Improvement Project Sheet  
 Fiscal Year Ending 2025

Project Title: <u>Force Account Drainage</u>	Project Type: <u>Stormwater</u>
Project Category: <u>Stormwater Drainage Sewer Systems</u>	Project Number: <u>DR0033</u>
Department: <u>Public Works</u>	Account Number: <u>50599906</u>
Manager: <u>Jason Murphy</u>	Begin & End Dates: <u>7/1/2024 To 6/30/2025</u>
Ward(s): <u>All</u>	Life Expectancy: <u>20 Years</u>

**Detailed Project Description:**

The Infrastructure Crew in the Stormwater Division is comprised of (4) personnel who install stormwater drainage improvements, including stormwater infrastructure installation and repair, adjunct street repairs, culvert crossdrains, and concrete channel repairs. This project funds the materials needed for these projects. FYE 2025 stormwater drainage improvement locations will be determined based on inspections and reports as needed.

**: Expenditure Schedule Through Account 50599906 by Fiscal Year:**

Account & Object	Total ALL Fiscal Years	Actual Prior Years	Budget FYE 2024	FYE 2025	FYE 2026	FYE 2027	FYE 2028	FYE 2029	Beyond 5 Years
46201 - DESIGN	\$129,347	\$129,347							
46001 LAND	\$0								
46701 UTILITIES	\$0								
46101 CONST	\$589,554	\$589,554							
46301 MATLS	\$913,113	\$113,113	\$150,000	\$50,000	\$75,000	\$100,000	\$125,000	\$150,000	\$150,000
TOTAL	\$1,632,014	\$832,014	\$150,000	\$50,000	\$75,000	\$100,000	\$125,000	\$150,000	\$150,000

**Operating Impact:** Positive General Fund

Reduced employee services, materials, and Capital equipment cost.

**This Project Needs Assistance From:**


Bldg Maint	IT	Pub Wks	Utils	Parks
<input type="checkbox"/>	<input type="checkbox"/>	<input checked="" type="checkbox"/>	<input type="checkbox"/>	<input type="checkbox"/>

**Reimbursable Account?**

**Is This Project Funded From More Than One Source?** No

If Yes, Please Specify Which Sources:

\*Project includes multiple city funds or State and Federal funds.



**City of Norman**  
 Capital Improvement Project Sheet  
 Fiscal Year Ending 2025

Project Title: <u>Drainage Rehabilitation Annual Project</u>	Project Type: <u>Stormwater</u>
Project Category: <u>Stormwater Drainage Sewer Systems</u>	Project Number: <u>DR New Project Number</u>
Department: <u>Public Works</u>	Account Number: <u>50599967</u>
Manager: <u>Jason Murphy</u>	Begin & End Dates: <u>7/1/2024 To 6/30/2025</u>
Ward(s): <u>All</u>	Life Expectancy: <u>20 years</u>

**Detailed Project Description:**

The City of Norman’s Stormwater Division is responsible for the maintenance of a vast network of stormwater inlets, flumes, vegetated channels, and storm sewer lines. Many of the City’s inlets are decades old and built of brick and mortar. Over time, the brick and mortar inlets have demanded an outsized maintenance effort. Every year locations needing repair are reported to staff via citizen requests or during staff inspections, which allows staff to determine upcoming locations. This program funds these rehabilitation projects. These projects include repairing concrete flumes between houses, damaged or improperly sized storm sewer inlets and installation of new storm sewer inlets. This project will provide staff with the necessary funding to construct these small drainage projects. In so doing, it will produce a very positive citizen impact.

**: Expenditure Schedule Through Account 50599967 by Fiscal Year:**

Account & Object	Total ALL Fiscal Years	Actual Prior Years	Budget FYE 2024	FYE 2025	FYE 2026	FYE 2027	FYE 2028	FYE 2029	Beyond 5 Years
46201 - DESIGN	\$0								
46001 LAND	\$36,842	\$36,842							
46701 UTILITIES	\$0								
46101 CONST	\$4,018,798	\$1,318,798	\$350,000	\$350,000	\$400,000	\$400,000	\$400,000	\$400,000	\$400,000
46301 MATLS	\$0								
<b>TOTAL</b>	<b>\$4,055,640</b>	<b>\$1,355,640</b>	<b>\$350,000</b>	<b>\$350,000</b>	<b>\$400,000</b>	<b>\$400,000</b>	<b>\$400,000</b>	<b>\$400,000</b>	<b>\$400,000</b>

**Operating Impact:** Positive General Fund

While maintenance of infrastructure is required, generally these small drainage projects will result in a decrease in overall City of Norman effort and budget expenditure due to updating, upgrading, and increased level of service and reduction in necessary response to customer complaints.

**This Project Needs Assistance From:**      Bldg Maint      IT      Pub Wks      Utils      Parks


                      

**Reimbursable Account?**

**Is This Project Funded From More Than One Source?** No

If Yes, Please Specify Which Sources:

\*Project includes multiple city funds or State and Federal funds.



**City of Norman**  
**Capital Improvement Project Sheet**  
**Fiscal Year Ending 2025**

Project Title: <u>Lake Thunderbird Watershed TMDL</u>	Project Type: <u>Stormwater</u>
Project Category: <u>Stormwater Drainage Sewer Systems</u>	Project Number: <u>DR0061</u>
Department: <u>Public Works</u>	Account Number: <u>50599968</u>
Manager: <u>Jason Murphy</u>	Begin & End Dates: <u>7/1/2024 To 6/30/2029</u>
Ward(s): <u>All</u>	Life Expectancy: <u>20 years</u>

**Detailed Project Description:**

On November 5, 2015, the City submitted Compliance and Monitoring Plans (Plans) to the Oklahoma Department of Environmental Quality (ODEQ) for their review. ODEQ approved the City's Plans on September 21, 2016, and the Council adopted the approved Plans on October 25, 2016, through Council Resolution R-1617-41. This was the culmination of a contract entered into by the City with Olsson Associates to develop a plan to bring the City's stormwater discharges into compliance with the Waste Load Allocations developed from the Lake Thunderbird TMDL. The City has completed the first 5 year cycle of the Compliance and Monitoring Plans and is working to establish a baseline for flow and pollutant loading of streams flowing from or through the City to Lake Thunderbird based on these data. The Compliance and Monitoring Plans will be updated for Years 6-10 of the TMDL, and a new monitoring contract has been established with the Oklahoma Water Resources Board. Pollutants to be monitored in Years 6-10 include nitrogen, phosphorus, and total suspended solids. BMPs will continue to be implemented as part of the City's Compliance Plan, including education campaigns and other pollutant reduction programs. The goal of these efforts is to reduce pollutants in stormwater runoff at the source.

**: Expenditure Schedule Through Account 50599968 by Fiscal Year:**

Account & Object	Total ALL Fiscal Years	Actual Prior Years	Budget FYE 2024	FYE 2025	FYE 2026	FYE 2027	FYE 2028	FYE 2029	Beyond 5 Years
46201 - DESIGN	\$3,503,056	\$1,403,056	\$300,000	\$300,000	\$300,000	\$300,000	\$300,000	\$300,000	\$300,000
46001 LAND	\$54,825	\$54,825							
46701 UTILITIES	\$0								
46101 CONST	\$1,860,179	\$1,860,179							
46301 MATLS	\$0								
<b>TOTAL</b>	<b>\$5,418,060</b>	<b>\$3,318,060</b>	<b>\$300,000</b>	<b>\$300,000</b>	<b>\$300,000</b>	<b>\$300,000</b>	<b>\$300,000</b>	<b>\$300,000</b>	<b>\$300,000</b>

**Operating Impact:** Positive General Fund

This project should have a positive impact on operations. As water quality entering Lake Thunderbird improves, drinking water quality will improve

**This Project Needs Assistance From:**  Bldg Maint  IT  Pub Wks  Utils  Parks

**Reimbursable Account?**

**Is This Project Funded From More Than One Source?** No

If Yes, Please Specify Which Sources:

\*Project includes multiple city funds or State and Federal funds.



**City of Norman**  
 Capital Improvement Project Sheet  
 Fiscal Year Ending 2025

Project Title: <u>Imhoff Creek Bank Stabilization</u>	Project Type: <u>Stormwater</u>
Project Category: <u>Stormwater Drainage Sewer Systems</u>	Project Number: <u>DR0062</u>
Department: <u>Public Works</u>	Account Number: <u>50595531</u>
Manager: <u>Jason Murphy</u>	Begin & End Dates: <u>7/1/2014 To 7/1/2028</u>
Ward(s): <u>2,4</u>	Life Expectancy: <u>10 years</u>

**Detailed Project Description:**

The banks of Imhoff Creek are severely eroded and destabilized. The purpose of this project is to provide an engineering study of the hydraulic and hydrologic functions of the stream above and below the Imhoff Road bridge and to provide the necessary analysis and design of a stabilization project to address the severe erosion on the banks of Imhoff Creek beginning at Highway 9 and continuing north approximately 4200 feet. This project is identified as Project IC-2 in the Storm Water Master Plan. Meshek and Associates have prepared a conceptual design for this section of Imhoff Creek. Due to the extent of repairs needed and the associated costs, the design recommended the stabilization work be conducted in two phase. The first phase will involve Imhoff Creek from below the Imhoff Road bridge to Highway 9. The second phase will stabilize the banks of Imhoff Creek north of Imhoff Road bridge and continuing north for approximately 4200 feet. The FYE 2025 funds being requested will continue the process of funding construction costs for Phases 1 & 2, which are estimated at approximately \$7.5 million.

**: Expenditure Schedule Through Account 50595531 by Fiscal Year:**

Account & Object	Total ALL Fiscal Years	Actual Prior Years	Budget FYE 2024	FYE 2025	FYE 2026	FYE 2027	FYE 2028	FYE 2029	Beyond 5 Years
46201 - DESIGN	\$309,872	\$309,872							
46001 LAND	\$0								
46701 UTILITIES	\$0								
46101 CONST	\$3,853,090	\$3,090	\$550,000	\$550,000	\$550,000	\$550,000	\$550,000	\$550,000	\$550,000
46301 MATLS	\$0								
<b>TOTAL</b>	<b>\$4,162,962</b>	<b>\$312,962</b>	<b>\$550,000</b>	<b>\$550,000</b>	<b>\$550,000</b>	<b>\$550,000</b>	<b>\$550,000</b>	<b>\$550,000</b>	<b>\$550,000</b>

**Operating Impact:** Positive General Fund

The impact of this project will improve and reduce loss of property, increase channel stability, and reduce maintenance activities required.

**This Project Needs Assistance From:**  Bldg Maint  IT  Pub Wks  Utils  Parks

**Reimbursable Account?**

**Is This Project Funded From More Than One Source?** No

If Yes, Please Specify Which Sources:

\*Project includes multiple city funds or State and Federal funds.



**City of Norman**  
 Capital Improvement Project Sheet  
 Fiscal Year Ending 2025

Project Title: <u>Urban Asphalt</u>	Project Type: <u>Transportation City Funding Only</u>
Project Category: <u>Bond Projects</u>	Project Number: <u>See attached listing</u>
Department: <u>Public Works</u>	Account Number: <u>50594401</u>
Manager: <u>Joseph Hill</u>	Begin & End Dates: <u>7/1/2024 To 6/30/2025</u>
Ward(s): <u>All</u>	Life Expectancy: <u>20 Years</u>

**Detailed Project Description:**

These projects are designed to improve urban asphalt streets. These projects can include deep patch repairs, micro-surfacing, asphalt milling and asphalt overlay. Locations are identified on a separate page.

**: Expenditure Schedule Through Account 50594401 by Fiscal Year:**

Account & Object	Total ALL Fiscal Years	Actual Prior Years	Budget FYE 2024	FYE 2025	FYE 2026	FYE 2027	FYE 2028	FYE 2029	Beyond 5 Years
46201 - DESIGN	\$0								
46001 LAND	\$0								
46701 UTILITIES	\$0								
46101 CONST	\$5,242,475	\$2,251,365	\$1,075,360	\$968,320	\$947,430				
46301 MATLS	\$0								
<b>TOTAL</b>	<b>\$5,242,475</b>	<b>\$2,251,365</b>	<b>\$1,075,360</b>	<b>\$968,320</b>	<b>\$947,430</b>	<b>\$0</b>	<b>\$0</b>	<b>\$0</b>	<b>\$0</b>

**Operating Impact:** High **Fund(s) Impacted** \_\_\_\_\_

**This Project Needs Assistance From:**  Bldg Maint  IT  Pub Wks  Utils  Parks

**Reimbursable Account?**

**Is This Project Funded From More Than One Source?** No


If Yes, Please Specify Which Sources:

\*Project includes multiple city funds or State and Federal funds.



## URBAN ASPHALT

PROJ #	YEAR	STREET NAME	LIMITS OR SUBDIVISION	COST
BP	2025	<b>Parsons Addition</b>		\$ 477,930
		Flood Ave	Lindsey St/Boyd St	\$ 477,930
BP	2025	<b>Sherwood Forest Addition</b>		\$ 56,800
		Imhoff Rd	Walnut Rd/Berry Rd	\$ 56,800
BP	2025	<b>Highland Addition</b>		\$ 166,000
		Peters Ave	Frank St/Robinson St	\$ 166,000
BP	2025	<b>University Heights Addition</b>		\$ 125,990
		Barkley St	Lindsey St/Brooks St	\$ 125,990
BP	2025	<b>Classen-Miller Addition</b>		\$ 141,600
		Keith St	Ponca Ave/Classen Blvd	\$ 43,200
		Macy St	Oklahoma Ace/Classen Blvd	\$ 98,400
		<b>YEAR 2025</b>		\$ 968,320



**City of Norman**  
 Capital Improvement Project Sheet  
 Fiscal Year Ending 2025

Project Title: <u>Urban Concrete</u>	Project Type: <u>Transportation City Funding Only</u>
Project Category: <u>Bond Projects</u>	Project Number: <u>See attached listing</u>
Department: <u>Public Works</u>	Account Number: <u>50593393</u>
Manager: <u>Joseph Hill</u>	Begin & End Dates: <u>7/1/2024 To 6/30/2025</u>
Ward(s): <u>All</u>	Life Expectancy: <u>20 Years</u>

**Detailed Project Description:**

These projects are designed to improve urban concrete streets. These projects will include removal and replacement of select broken, damaged and compromised panels, as well as, joint crack sealing of streets in the urban concrete street system. Locations are identified on a separate page.

**: Expenditure Schedule Through Account 50593393 by Fiscal Year:**

Account & Object	Total ALL Fiscal Years	Actual Prior Years	Budget FYE 2024	FYE 2025	FYE 2026	FYE 2027	FYE 2028	FYE 2029	Beyond 5 Years
46201 - DESIGN	\$0								
46001 LAND	\$0								
46701 UTILITIES	\$0								
46101 CONST	\$12,177,000	\$4,672,100	\$2,434,320	\$2,569,650	\$2,500,930				
46301 MATLS	\$0								
<b>TOTAL</b>	<b>\$12,177,000</b>	<b>\$4,672,100</b>	<b>\$2,434,320</b>	<b>\$2,569,650</b>	<b>\$2,500,930</b>	<b>\$0</b>	<b>\$0</b>	<b>\$0</b>	<b>\$0</b>

**Operating Impact:** High **Fund(s) Impacted** \_\_\_\_\_

**This Project Needs Assistance From:**  Bldg Maint  IT  Pub Wks  Utils  Parks

**Reimbursable Account?**

**Is This Project Funded From More Than One Source?** No

If Yes, Please Specify Which Sources:

\*Project includes multiple city funds or State and Federal funds.

## URBAN CONCRETE

PROJ #	YEAR	STREET NAME	LIMITS OR SUBDIVISION	COST
<b>BP</b>	<b>2025</b>	<b>Colonial Estates</b>	<b>(two locations)</b>	<b>\$ 92,600</b>
		Mobile Cir	Louisiana St/Cul-de-Sac	\$ 55,560
		Brooks St	Biloxi Dr/Richmond Dr	\$ 37,040
<b>BP</b>	<b>2025</b>	<b>Edgemere Addition</b>	<b>(two locations)</b>	<b>\$ 185,200</b>
		Huntington Way	Berry Rd/Rosedale Dr	\$ 92,600
		Mercedes Dr	Melrose Dr/Main St	\$ 92,600
<b>BP</b>	<b>2025</b>	<b>Westfield Manor Addition</b>	<b>(three locations)</b>	<b>\$ 347,250</b>
		Nebraska St	Barbour Ave/Berry Rd	\$ 115,750
		Iowa St	Sherry Ave/Rodewood Dr	\$ 231,500
<b>BP</b>	<b>2025</b>	<b>Westwood Estates</b>	<b>(three locations)</b>	<b>\$ 740,800</b>
		Merkle Dr	Main St/Dakota St	\$ 439,850
		Rosewood Dr	Dakota St/Crestmont St	\$ 208,350
		Mercedes Dr	Main St/Cul-de-Sac	\$ 92,600
<b>BP</b>	<b>2025</b>	<b>Brookhaven Addition</b>		<b>\$ 92,600</b>
		Brookhaven Blvd	Hidden Hill Rd/Rock Creek Rd	\$ 92,600
<b>BP</b>	<b>2025</b>	<b>Highmeadow Addition</b>		<b>\$ 115,750</b>
		Wind Hill Rd	Fairlawn Dr/Cul-de-Sac	\$ 115,750
<b>BP</b>	<b>2025</b>	<b>Edgemere Addition</b>		<b>\$ 347,250</b>
		Berry Rd	Main St/Robinson St	\$ 347,250
<b>BP</b>	<b>2025</b>	<b>Westwood Estates</b>	<b>(three locations)</b>	<b>\$ 648,200</b>
		Dakota St	24th Ave NW/Merkle Dr	\$ 324,100
		Morgan Dr	Fairway Dr/Cul-de-Sac	\$ 92,600
		Parkland Way	Sundown Dr/Fairway Dr	\$ 231,500
<b>YEAR 2025</b>				<b>\$ 2,569,650</b>



**City of Norman**  
 Capital Improvement Project Sheet  
 Fiscal Year Ending 2025

Project Title: <u>Rural Road</u>	Project Type: <u>Transportation City Funding Only</u>
Project Category: <u>Bond Projects</u>	Project Number: <u>See attached listing</u>
Department: <u>Public Works</u>	Account Number: <u>50593376</u>
Manager: <u>Joseph Hill</u>	Begin & End Dates: <u>7/1/2024 To 6/30/2025</u>
Ward(s): <u>All</u>	Life Expectancy: <u>20 Years</u>

**Detailed Project Description:**

This project is designed to improve the condition of rural roads. These projects can include roadside drainage improvements, sub grade stabilization, deep patch repairs, asphalt pavement applications or any combination of treatments to the rural street network. Locations are identified on a separate page.

**: Expenditure Schedule Through Account 50593376 by Fiscal Year:**

Account & Object	Total ALL Fiscal Years	Actual Prior Years	Budget FYE 2024	FYE 2025	FYE 2026	FYE 2027	FYE 2028	FYE 2029	Beyond 5 Years
46201 - DESIGN	\$0								
46001 LAND	\$0								
46701 UTILITIES	\$0								
46101 CONST	\$2,575,760	\$1,161,600	\$454,080	\$960,080					
46301 MATLS	\$0								
<b>TOTAL</b>	<b>\$2,575,760</b>	<b>\$1,161,600</b>	<b>\$454,080</b>	<b>\$960,080</b>	<b>\$0</b>	<b>\$0</b>	<b>\$0</b>	<b>\$0</b>	<b>\$0</b>

**Operating Impact:** High **Fund(s) Impacted** \_\_\_\_\_

**This Project Needs Assistance From:**

Bldg Maint	IT	Pub Wks	Utils	Parks
<input type="checkbox"/>	<input type="checkbox"/>	<input type="checkbox"/>	<input type="checkbox"/>	<input type="checkbox"/>

**Reimbursable Account?**


**Is This Project Funded From More Than One Source?** No

If Yes, Please Specify Which Sources:

\*Project includes multiple city funds or State and Federal funds.

**RURAL ASPHALT**

<b>PROJ #</b>	<b>YEAR</b>	<b>STREET NAME</b>	<b>LIMITS OR SUBDIVISION</b>	<b>COST</b>
<b>BP</b>	<b>2025</b>	<b>48th Ave NE</b>	<b>Robinson St/Alameda St</b>	<b>\$ 237,600</b>
<b>BP</b>	<b>2025</b>	<b>Robinson St</b>	<b>48th Ave NW/60th Ave NW</b>	<b>\$ 234,405</b>
<b>BP</b>	<b>2025</b>	<b>Robinson St</b>	<b>72nd Ave NE/84th Ave NE</b>	<b>\$ 245,195</b>
<b>BP</b>	<b>2025</b>	<b>Robinson St</b>	<b>60th Ave NE/72nd Ave NE</b>	<b>\$ 242,880</b>
<b>YEAR 2025</b>				<b>\$ 960,080</b>



**City of Norman**  
 Capital Improvement Project Sheet  
 Fiscal Year Ending 2025

Project Title: <u>Urban Reconstruction</u>	Project Type: <u>Transportation City Funding Only</u>
Project Category: <u>Bond Projects</u>	Project Number: <u>See attached listing</u>
Department: <u>Public Works</u>	Account Number: <u>50593385</u>
Manager: <u>Joseph Hill</u>	Begin & End Dates: <u>7/1/2024 To 6/30/2025</u>
Ward(s): <u>All</u>	Life Expectancy: <u>20 Years</u>

**Detailed Project Description:**

This project is designed to completely reconstruct an urban street. This project can include removal of existing pavement curb and/or gutter, stabilization of sub grade, construction of new curb and/or gutter and driveway approaches, full depth paving, and drainage improvements if required. The location is identified on a separate page.

**: Expenditure Schedule Through Account 50593385 by Fiscal Year:**

Account & Object	Total ALL Fiscal Years	Actual Prior Years	Budget FYE 2024	FYE 2025	FYE 2026	FYE 2027	FYE 2028	FYE 2029	Beyond 5 Years
46201 - DESIGN	\$0								
46001 LAND	\$0								
46701 UTILITIES	\$0								
46101 CONST	\$4,158,000	\$1,684,000	\$967,000	\$604,200	\$902,800				
46301 MATLS	\$0								
<b>TOTAL</b>	<b>\$4,158,000</b>	<b>\$1,684,000</b>	<b>\$967,000</b>	<b>\$604,200</b>	<b>\$902,800</b>	<b>\$0</b>	<b>\$0</b>	<b>\$0</b>	<b>\$0</b>

**Operating Impact:** High Fund(s) Impacted

**This Project Needs Assistance From:**  Bldg Maint  IT  Pub Wks  Utils  Parks

**Reimbursable Account?**

**Is This Project Funded From More Than One Source?** No

If Yes, Please Specify Which Sources:

\*Project includes multiple city funds or State and Federal funds.

<b>URBAN RECONSTRUCTION</b>				
<b>PROJ #</b>	<b>YEAR</b>	<b>STREET NAME</b>	<b>LIMITS OR SUBDIVISION</b>	<b>COST</b>
<b>Krunkel Addition</b>				
<b>BP</b>	<b>2025</b>	North Base Ave	Main St/Kansas St	<b>\$ 604,200</b>
<b>YEAR 2025</b>				<b>\$ 604,200</b>



**City of Norman**  
 Capital Improvement Project Sheet  
 Fiscal Year Ending 2025

Project Title: <u>Preventative Maintenance</u>	Project Type: <u>Transportation City Funding Only</u>
Project Category: <u>Bond Projects</u>	Project Number: <u>See attached listing</u>
Department: <u>Public Works</u>	Account Number: <u>50593399</u>
Manager: <u>Joseph Hill</u>	Begin & End Dates: <u>7/1/2024 To 6/30/2025</u>
Ward(s): <u>All</u>	Life Expectancy: <u>20 Years</u>

**Detailed Project Description:**

Preventative maintenance are street maintenance strategies used to extend the life of pavement by protecting the street surface from the effects of aging, cracking, deterioration, and water infiltration. Prolonging the life of our city streets saves time and taxpayer money by intervening before full maintenance or reconstruction is needed. Preventative maintenance strategies can include crack sealing, chip sealing, micro-surfacing, slurry seal, and rejuvenators or any combination of actions.

**: Expenditure Schedule Through Account 50593399 by Fiscal Year:**

Account & Object	Total ALL Fiscal Years	Actual Prior Years	Budget FYE 2024	FYE 2025	FYE 2026	FYE 2027	FYE 2028	FYE 2029	Beyond 5 Years
46201 - DESIGN	\$0								
46001 LAND	\$0								
46701 UTILITIES	\$0								
46101 CONST	\$1,980,001	\$859,360	\$336,424	\$394,604	\$389,613				
46301 MATLS	\$0								
<b>TOTAL</b>	<b>\$1,980,001</b>	<b>\$859,360</b>	<b>\$336,424</b>	<b>\$394,604</b>	<b>\$389,613</b>	<b>\$0</b>	<b>\$0</b>	<b>\$0</b>	<b>\$0</b>

**Operating Impact:** High **Fund(s) Impacted** \_\_\_\_\_

**This Project Needs Assistance From:**  Bldg Maint  IT  Pub Wks  Utils  Parks

**Reimbursable Account?**

**Is This Project Funded From More Than One Source?** No


If Yes, Please Specify Which Sources:

\*Project includes multiple city funds or State and Federal funds.



<b>PREVENTATIVE MAINTENANCE</b>				
<b>PROJ #</b>	<b>YEAR</b>	<b>STREET NAME</b>	<b>LIMITS OR SUBDIVISION</b>	<b>COST</b>
BP	2025	Carter Ave	Robinson St/Main St	\$ 12,060
BP	2025	Kansas St	Berry Rd/Flood Ave	\$ 10,272
BP	2025	Apache St	Carter Ave/Cook Ave	\$ 4,958
BP	2025	Symmes St	Carter Ave/Reed Ave	\$ 4,896
BP	2025	Eufaula St	Carter Ave/Reed Ave	\$ 5,000
BP	2025	Aniol	Apache St/Symmes St	\$ 2,328
BP	2025	Cook Ave	Apache St/Main St	\$ 8,460
BP	2025	Rancho Dr	Creston Way/Alameda St	\$ 4,986
BP	2025	Villa Dr	Creston Way/Alameda St	\$ 5,992
BP	2025	Creston Way	Reed Ave/Tollie Dr	\$ 4,826
BP	2025	Tollie Dr	North End /South End	\$ 2,982
BP	2025	Boyd St	Berry Rd/Wylie Rd	\$ 9,792
BP	2025	Boyd St	Wylie Rd/McGee Dr	\$ 10,136
BP	2025	Murphy St	Lindsey St / S. 1300 Block	\$ 18,529.00
BP	2025	24th Ave SW	Hwy 9 / End	\$ 27,355
BP	2025	Rivercross Ct	24th Ave Sw / End	\$ 6,026
BP	2025	Olde Brook Ct	Main St/End	\$ 10,508
BP	2025	Ladbrook St	Baker St / Laws Dr	\$ 14,213
BP	2025	Laws Dr	Ladbrook St / Avon Dr	\$ 41,422
BP	2025	Winston Dr	Baker St / Edwards Dr	\$ 2,220
BP	2025	Heritage Place Dr	48th Ave NW / Pinafore Dr	\$ 31,414
BP	2025	Copperfield Dr	Northwest Blvd / N Interstate Dr	\$ 21,538

<b>BP</b>	<b>2025</b>	<b>Gallant Way</b>	<b>Midway Dr / Saratoga Dr</b>	<b>\$ 8,375</b>
<b>BP</b>	<b>2025</b>	<b>Northwest Blvd</b>	<b>Rambling Oaks / N Interstate Dr</b>	<b>\$ 31,727</b>
<b>BP</b>	<b>2025</b>	<b>Pinafore Dr</b>	<b>Midway Dr / Heritage Pl</b>	<b>\$ 28,022</b>
<b>BP</b>	<b>2025</b>	<b>Newport Dr</b>	<b>Victory Dr / Galant Way</b>	<b>\$ 9,542</b>
<b>BP</b>	<b>2025</b>	<b>Rhoades Dr</b>	<b>48th Ave SW / Montrose Cir</b>	<b>\$ 4,858</b>
<b>BP</b>	<b>2025</b>	<b>Portland St</b>	<b>Rhoades Dr / Ramsey St</b>	<b>\$ 7,138</b>
<b>BP</b>	<b>2025</b>	<b>Independence Dr</b>	<b>Main St / Midway Dr</b>	<b>\$ 12,100</b>
<b>BP</b>	<b>2025</b>	<b>Midway Dr</b>	<b>Victory Dr / Heritage Pl</b>	<b>\$ 15,603</b>
<b>BP</b>	<b>2025</b>	<b>Montrose Cir</b>	<b>Rhoades Dr / W.5200 Blk</b>	<b>\$ 17,326</b>
<b>YEAR 2025</b>				<b>\$ 394,604</b>



**City of Norman**  
 Capital Improvement Project Sheet  
 Fiscal Year Ending 2025

Project Title: <u>Cedar Lane- E. of 24th to 36th SE</u>	Project Type: <u>Transportation w/ St or Fedl Funds</u>
Project Category: <u>Widening and Reconstruction</u>	Project Number: <u>BP0420</u>
Department: <u>Public Works</u>	Account Number: <u>5059552</u>
Manager: <u>Tim Miles</u>	Begin & End Dates: <u>12/1/2015 To 12/30/2028</u>
Ward(s): <u>5</u>	Life Expectancy: <u>20 Years</u>

**Detailed Project Description:**

The project widens and improves safety on Cedar Lane Road just east of 12th Avenue SE to 24th Avenue NE.

**: Expenditure Schedule Through Account 5059552 by Fiscal Year:**

Account & Object	Total ALL Fiscal Years	Actual Prior Years	Budget FYE 2024	FYE 2025	FYE 2026	FYE 2027	FYE 2028	FYE 2029	Beyond 5 Years
46201 - DESIGN	\$400,000	\$400,000							
46001 LAND	\$1,647,365	\$720,000		\$927,365					
46701 UTILITIES	\$350,000	\$350,000							
46101 CONST	\$3,005,652	\$0	\$3,005,652						
46301 MATLS	\$0	\$0							
<b>TOTAL</b>	<b>\$5,403,017</b>	<b>\$1,470,000</b>	<b>\$3,005,652</b>	<b>\$927,365</b>	<b>\$0</b>	<b>\$0</b>	<b>\$0</b>	<b>\$0</b>	<b>\$0</b>

**Operating Impact:** Negligible Fund(s) Impacted

\$5,000 per year for electricity and preventative maintenance. City Council will be required to approve a programming resolution requesting federal funds for the project. Federal funds through ACOG to pay for 80% of the construction cost will be requested in the coming years.  
 City bond funds will be used to fund the local share of the construction cost.

**This Project Needs Assistance From:**

Bldg Maint	IT	Pub Wks	Utils	Parks
<input type="checkbox"/>	<input type="checkbox"/>	<input checked="" type="checkbox"/>	<input checked="" type="checkbox"/>	<input type="checkbox"/>

**Reimbursable Account?**

**Is This Project Funded From More Than One Source?** Yes

If Yes, Please Specify 2019 Bond and Federal Funds  
 Which Sources:

\*Project includes multiple city funds or State and Federal funds.



**City of Norman**  
 Capital Improvement Project Sheet  
 Fiscal Year Ending 2025

Project Title: <u>36th Ave. SE- Cedar Lane Rd. to SH-9</u>	Project Type: <u>Transportation w/ St or Fedl Funds</u>
Project Category: <u>Widening and Reconstruction</u>	Project Number: <u>BP0423</u>
Department: <u>Public Works</u>	Account Number: <u>50594019</u>
Manager: <u>Tim Miles</u>	Begin & End Dates: <u>1/10/2023 To 12/30/2030</u>
Ward(s): <u>5</u>	Life Expectancy: <u>20 Years</u>

**Detailed Project Description:**

The project widens and reconstructs 36th Avenue SE, between Cedar Lane Road and State Highway 9.

**: Expenditure Schedule Through Account 50594019 by Fiscal Year:**

Account & Object	Total ALL Fiscal Years	Actual Prior Years	Budget FYE 2024	FYE 2025	FYE 2026	FYE 2027	FYE 2028	FYE 2029	Beyond 5 Years
46201 - DESIGN	\$864,514	\$772,512		\$92,002					
46001 LAND	\$575,000	\$0	\$575,000						
46701 UTILITIES	\$300,000	\$0		\$300,000					
46101 CONST	\$1,268,980	\$0		\$1,268,980					
46301 MATLS	\$0	\$0							
<b>TOTAL</b>	<b>\$3,008,494</b>	<b>\$772,512</b>	<b>\$575,000</b>	<b>\$1,660,982</b>	<b>\$0</b>	<b>\$0</b>	<b>\$0</b>	<b>\$0</b>	<b>\$0</b>

**Operating Impact:** Negligible Fund(s) Impacted

\$5,000 per year for electricity and preventative maintenance. City Council will be required to approve a programming resolution requesting federal funds for the project. Federal funds through ACOG to pay for 80% of the construction cost will be requested in the coming years.

The proposed improvements are eligible for recoupment.

**This Project Needs Assistance From:**


Bldg Maint	IT	Pub Wks	Utils	Parks
<input type="checkbox"/>	<input type="checkbox"/>	<input checked="" type="checkbox"/>	<input checked="" type="checkbox"/>	<input type="checkbox"/>

**Reimbursable Account?**

**Is This Project Funded From More Than One Source?** Yes

If Yes, Please Specify 2019 Bond and Federal Funds  
 Which Sources:

\*Project includes multiple city funds or State and Federal funds.



**City of Norman**  
**Capital Improvement Project Sheet**  
**Fiscal Year Ending 2025**

Project Title: <u>36th NW Phase 3- Indian Hills to Moore</u>	Project Type: <u>Transportation w/ St or Fedl Funds</u>
Project Category: <u>Widening and Reconstruction</u>	Project Number: <u>BP0425</u>
Department: <u>Public Works</u>	Account Number: <u>50594019</u>
Manager: <u>Tim Miles</u>	Begin & End Dates: <u>12/1/2020 To 5/1/2028</u>
Ward(s): <u>8</u>	Life Expectancy: <u>20 Years</u>

**Detailed Project Description:**

The project widens and improves safety on 36th Avenue NW from north of Indian Hills Road to the City Limits.

**: Expenditure Schedule Through Account 50594019 by Fiscal Year:**

Account & Object	Total ALL Fiscal Years	Actual Prior Years	Budget FYE 2024	FYE 2025	FYE 2026	FYE 2027	FYE 2028	FYE 2029	Beyond 5 Years
46201 - DESIGN	\$505,205	\$458,835		\$46,370					
46001 LAND	\$979,700	\$979,700							
46701 UTILITIES	\$300,000		\$300,000						
46101 CONST	\$740,009			\$740,009					
46301 MATLS	\$0								
<b>TOTAL</b>	<b>\$2,524,914</b>	<b>\$1,438,535</b>	<b>\$300,000</b>	<b>\$786,379</b>	<b>\$0</b>	<b>\$0</b>	<b>\$0</b>	<b>\$0</b>	<b>\$0</b>

**Operating Impact:** Negligible Fund(s) Impacted

\$5,000 per year for electricity and preventative maintenance. City Council approved a programming resolution requesting federal funds for the project during the November 10, 2015 Council meeting. Federal funds through ACOG to pay for 80% of the construction cost will be requested in the coming years.  
 City bond funds will be used to fund the local share of the construction cost.

**This Project Needs Assistance From:**


Bldg Maint	IT	Pub Wks	Utils	Parks
<input type="checkbox"/>	<input type="checkbox"/>	<input checked="" type="checkbox"/>	<input checked="" type="checkbox"/>	<input type="checkbox"/>

**Reimbursable Account?**

**Is This Project Funded From More Than One Source?** Yes

If Yes, Please Specify 2019 Bond and Federal Funds  
 Which Sources:

\*Project includes multiple city funds or State and Federal funds.



**City of Norman**  
 Capital Improvement Project Sheet  
 Fiscal Year Ending 2025

Project Title: <u>24th Ave NE-Rock Creek to Tecumseh</u>	Project Type: <u>Transportation w/ St or Fedl Funds</u>
Project Category: <u>Widening and Reconstruction</u>	Project Number: <u>BP0426</u>
Department: <u>Public Works</u>	Account Number: <u>50594019</u>
Manager: <u>Jeff Fordice</u>	Begin & End Dates: <u>4/3/2021 To 12/30/2027</u>
Ward(s): <u>6</u>	Life Expectancy: <u>20 Years</u>

**Detailed Project Description:**

The project widens and improves safety on 24th Avenue NE from Rock Creek Road to Tecumseh Road.

**: Expenditure Schedule Through Account 50594019 by Fiscal Year:**

Account & Object	Total ALL Fiscal Years	Actual Prior Years	Budget FYE 2024	FYE 2025	FYE 2026	FYE 2027	FYE 2028	FYE 2029	Beyond 5 Years
46201 - DESIGN	\$1,113,183	\$991,926		\$121,257					
46001 LAND	\$420,000		\$420,000						
46701 UTILITIES	\$500,000			\$500,000					
46101 CONST	\$1,629,404				\$1,629,404				
46301 MATLS	\$0								
<b>TOTAL</b>	<b>\$3,662,587</b>	<b>\$991,926</b>	<b>\$420,000</b>	<b>\$621,257</b>	<b>\$1,629,404</b>	<b>\$0</b>	<b>\$0</b>	<b>\$0</b>	<b>\$0</b>

**Operating Impact:** Negligible Fund(s) Impacted

\$5,000 per year for electricity and preventive maintenance.  
 Federal funds through ACOG to pay for 80% of the construction cost will be requested in the coming years.

**This Project Needs Assistance From:**

Bldg Maint	IT	Pub Wks	Utils	Parks
<input type="checkbox"/>	<input type="checkbox"/>	<input checked="" type="checkbox"/>	<input checked="" type="checkbox"/>	<input type="checkbox"/>

**Reimbursable Account?**

**Is This Project Funded From More Than One Source?** Yes

If Yes, Please Specify 2019 Bond Funds and ACOG/ODOT Fed Funds  
 Which Sources:

\*Project includes multiple city funds or State and Federal funds.



**City of Norman**  
 Capital Improvement Project Sheet  
 Fiscal Year Ending 2025

Project Title: <u>48th NW Ph. 1-Robinson to Rock Creek</u>	Project Type: <u>Transportation w/ St or Fedl Funds</u>
Project Category: <u>Widening and Reconstruction</u>	Project Number: <u>BP0427</u>
Department: <u>Public Works</u>	Account Number: <u>50594019</u>
Manager: <u>Paul D'Andrea</u>	Begin & End Dates: <u>12/1/2022 To 12/30/2028</u>
Ward(s): <u>3</u>	Life Expectancy: <u>20 Years</u>

**Detailed Project Description:**

The project widens and improves safety on 48th Avenue NW from Robinson Street to Rock Creek Road.

**: Expenditure Schedule Through Account 50594019 by Fiscal Year:**

Account & Object	Total ALL Fiscal Years	Actual Prior Years	Budget FYE 2024	FYE 2025	FYE 2026	FYE 2027	FYE 2028	FYE 2029	Beyond 5 Years
46201 - DESIGN	\$748,509	\$735,033		\$13,476					
46001 LAND	\$1,729,400			\$1,729,400					
46701 UTILITIES	\$400,000				\$400,000				
46101 CONST	\$1,229,367					\$1,229,367			
46301 MATLS	\$0								
<b>TOTAL</b>	<b>\$4,107,276</b>	<b>\$735,033</b>	<b>\$0</b>	<b>\$1,742,876</b>	<b>\$400,000</b>	<b>\$1,229,367</b>	<b>\$0</b>	<b>\$0</b>	<b>\$0</b>

**Operating Impact:** Negligible Fund(s) Impacted

\$5,000 per year for electricity and preventive maintenance.

City Council approved a programming resolution requesting federal funds for the project during the November 10, 2015 Council meeting. Federal funds through ACOG to pay for 80% of the construction cost will be requested in the coming years.

**This Project Needs Assistance From:**

Bldg Maint	IT	Pub Wks	Utils	Parks
<input type="checkbox"/>	<input type="checkbox"/>	<input checked="" type="checkbox"/>	<input checked="" type="checkbox"/>	<input type="checkbox"/>

**Reimbursable Account?**

**Is This Project Funded From More Than One Source?** Yes

If Yes, Please Specify 2019 Bond Funds and Federal Funds  
 Which Sources:

\*Project includes multiple city funds or State and Federal funds.



**City of Norman**  
 Capital Improvement Project Sheet  
 Fiscal Year Ending 2025

Project Title: <u>Lindsey St. Ph. 2- Pickard to Elm</u>	Project Type: <u>Transportation w/ St or Fedl Funds</u>
Project Category: <u>Widening and Reconstruction</u>	Project Number: <u>BP0432</u>
Department: <u>Public Works</u>	Account Number: <u>50594019</u>
Manager: <u>Tim Miles</u>	Begin & End Dates: <u>4/3/2019 To 12/30/2031</u>
Ward(s): <u>4 &amp; 7</u>	Life Expectancy: <u>20 Years</u>

**Detailed Project Description:**

The project widens and improves safety on Lindsey Street from Pickard Avenue to Elm Avenue. Work will include a road section with curb and gutter, bike lanes, sidewalks and drainage. Consideration will be given to turn lanes at major intersections.

**: Expenditure Schedule Through Account 50594019 by Fiscal Year:**

Account & Object	Total ALL Fiscal Years	Actual Prior Years	Budget FYE 2024	FYE 2025	FYE 2026	FYE 2027	FYE 2028	FYE 2029	Beyond 5 Years
46201 - DESIGN	\$395,694		\$395,694						
46001 LAND	\$956,300			\$956,300					
46701 UTILITIES	\$0								
46101 CONST	\$697,266				\$697,266				
46301 MATLS	\$0								
<b>TOTAL</b>	<b>\$2,049,260</b>	<b>\$0</b>	<b>\$395,694</b>	<b>\$956,300</b>	<b>\$697,266</b>	<b>\$0</b>	<b>\$0</b>	<b>\$0</b>	<b>\$0</b>

**Operating Impact:** Negligible Fund(s) Impacted

\$5,000 per year for electricity and preventative maintenance. City Council will be required to approve a programming resolution requesting federal funds for the project. Federal funds through ACOG to pay for 80% of the construction cost will be requested in the coming years.  
 City bond funds will be used to fund the local share of the construction cost.

**This Project Needs Assistance From:**

Bldg Maint	IT	Pub Wks	Utils	Parks
<input type="checkbox"/>	<input type="checkbox"/>	<input checked="" type="checkbox"/>	<input checked="" type="checkbox"/>	<input type="checkbox"/>


**Reimbursable Account?**

**Is This Project Funded From More Than One Source?** Yes

If Yes, Please Specify 2019 Bond and Federal Funds  
 Which Sources:

\*Project includes multiple city funds or State and Federal funds.





**City of Norman**  
 Capital Improvement Project Sheet  
 Fiscal Year Ending 2025

Project Title: <u>East Post Oak Road Bridge</u>	Project Type: <u>Transportation City Funding Only</u>
Project Category: <u>Bond Projects</u>	Project Number: <u>See attached listing</u>
Department: <u>Public Works</u>	Account Number: _____
Manager: <u>Joseph Hill</u>	Begin & End Dates: <u>7/1/2024 To 6/30/2025</u>
Ward(s): <u>5</u>	Life Expectancy: _____

**Detailed Project Description:**

This project is included in the Bridge Maintenance Bond Program. These projects are to address the City's aging bridge infrastructure. This project is for the full replacement of the East Post Oak Road Bridge.

**: Expenditure Schedule Through Account \_\_\_\_\_ by Fiscal Year:**

Account & Object	Total ALL Fiscal Years	Actual Prior Years	Budget FYE 2024	FYE 2025	FYE 2026	FYE 2027	FYE 2028	FYE 2029	Beyond 5 Years
46201 - DESIGN	\$0								
46001 LAND	\$282,700			\$282,700					
46701 UTILITIES	\$164,300			\$164,300					
46101 CONST	\$1,372,111			\$1,372,111					
46301 MATLS	\$0								
<b>TOTAL</b>	<b>\$1,819,111</b>	<b>\$0</b>	<b>\$0</b>	<b>\$1,819,111</b>	<b>\$0</b>	<b>\$0</b>	<b>\$0</b>	<b>\$0</b>	<b>\$0</b>

**Operating Impact:** High **Fund(s) Impacted** \_\_\_\_\_

**This Project Needs Assistance From:**


Bldg Maint	IT	Pub Wks	Utils	Parks
<input type="checkbox"/>	<input type="checkbox"/>	<input checked="" type="checkbox"/>	<input type="checkbox"/>	<input type="checkbox"/>

**Reimbursable Account?**

**Is This Project Funded From More Than One Source?** No

If Yes, Please Specify Which Sources:

\*Project includes multiple city funds or State and Federal funds.



**City of Norman**  
 Capital Improvement Project Sheet  
 Fiscal Year Ending 2025

Project Title: <u>Main Street Bridge</u>	Project Type: <u>Transportation City Funding Only</u>
Project Category: <u>Bond Projects</u>	Project Number: <u>See attached listing</u>
Department: <u>Public Works</u>	Account Number: _____
Manager: <u>Joseph Hill</u>	Begin & End Dates: <u>7/1/2024 To 6/30/2025</u>
Ward(s): <u>2</u>	Life Expectancy: _____

**Detailed Project Description:**

This project is included in the Bridge Maintenance Bond Program. These projects are to address the City's aging bridge infrastructure. This bridge is to be rehabilitated. Rehabilitation can include, but is not limited to, such items as deck removal, deck patching, rigid overlays, epoxy overlays, substructure patching, joint repair or replacement, crack sealing, crack injection, grouting, carbon fiber pier wrapping, and bearing replacement.

**: Expenditure Schedule Through Account \_\_\_\_\_ by Fiscal Year:**

Account & Object	Total ALL Fiscal Years	Actual Prior Years	Budget FYE 2024	FYE 2025	FYE 2026	FYE 2027	FYE 2028	FYE 2029	Beyond 5 Years
46201 - DESIGN	\$0								
46001 LAND	\$0								
46701 UTILITIES	\$0								
46101 CONST	\$645,905			\$645,905					
46301 MATLS	\$0								
<b>TOTAL</b>	<b>\$645,905</b>	<b>\$0</b>	<b>\$0</b>	<b>\$645,905</b>	<b>\$0</b>	<b>\$0</b>	<b>\$0</b>	<b>\$0</b>	<b>\$0</b>

**Operating Impact:** High **Fund(s) Impacted** \_\_\_\_\_

**This Project Needs Assistance From:**

Bldg Maint	IT	Pub Wks	Utils	Parks
<input type="checkbox"/>	<input type="checkbox"/>	<input checked="" type="checkbox"/>	<input type="checkbox"/>	<input type="checkbox"/>

**Reimbursable Account?**

**Is This Project Funded From More Than One Source?** No

If Yes, Please Specify Which Sources:

\*Project includes multiple city funds or State and Federal funds.



Photo courtesy of Visit Norman

# NORMAN FORWARD SALES TAX FUND

## CAPITAL IMPROVEMENTS PLAN

### **NORMAN FORWARD SALES TAX FUND - 51**

#### ASSUMPTIONS

1. This fund accounts for the proceeds of specific revenue sources that are legally restricted to expenditure for specific purposes.
2. Some of the projects will be funded on a pay as you go basis. Some of the projects are of higher importance and greater costs, and therefore require borrowing funds through general obligation bonds.
3. In FYE 25, \$730,000 is scheduled for two pay-go funded projects. The individual projects' impacts on the operating budget may be significant because they are new and expanded facilities.

## FUND 51 NORMAN FORWARD FUND

	FYE 23 ACTUAL	FYE 24 ADOPTED	FYE 24 ESTIMATED	FYE 25 PRELIMINARY	FYE 26 PROJECTED	FYE 27 PROJECTED	FYE 28 PROJECTED
1 Beginning Fund Balance	\$ 62,575,441	\$ 610,037	\$ 18,323,562	\$ 1,287,576	\$ 5,729,680	\$ 10,554,092	\$ 14,937,034
2							
3 Revenues:							
4 Sales Tax Revenue	12,062,398	12,675,272	12,675,272	12,928,778	13,187,353	13,451,100	13,720,122
5 Use Tax Revenue	1,928,453	1,890,533	1,890,533	1,966,154	2,044,800	2,126,592	2,211,656
6 Interest Income - Bonds		15,000	15,000	15,000	15,000	15,000	15,000
7 Interest Income	881,695	-	-	-	-	-	-
8 Donations/Other	2,473,314	2,678,295	2,678,295	400,000	400,000	400,000	400,000
9							
10 Subtotal	\$ 17,345,860	\$ 17,259,100	\$ 17,259,100	\$ 15,309,932	\$ 15,647,154	\$ 15,992,693	\$ 16,346,779
11							
12 I/F Transf - General Fund	1,197,277	-	-	-	-	-	-
13 I/F Transf - UNP TIF Fund	-	-	-	-	-	-	-
14 I/F Transf - Room Tax Fund	-	-	-	-	-	-	-
15							
16 Subtotal	\$ 1,197,277	\$ -	\$ -	\$ -	\$ -	\$ -	\$ -
17							
18 Total Revenue	\$ 18,543,137	\$ 17,259,100	\$ 17,259,100	\$ 15,309,932	\$ 15,647,154	\$ 15,992,693	\$ 16,346,779
19							
20 Expenditures:							
21 Audit Adjustments/Encumbrances	161,510	-	-	-	-	-	-
22 Services and Maintenance	246,243	-	78,389	-	-	-	-
23 Capital Projects - Pay Go	23,272,817	4,254,415	21,834,836	730,000	730,000	730,000	680,000
24 Capital Projects - 2017 Bonds	5,220,084	-	-	-	-	-	-
25 Capital Projects - 2020 Bonds	21,968,594	788,352	2,369,953	-	-	-	-
26 Capital Projects - 2021 Room Tax Bds	2,683,864	-	-	-	-	-	-
27 Debt Service - 2015 Bonds	4,005,473	5,250,613	5,250,613	5,986,289	6,189,326	6,176,172	6,146,842
28 Debt Service - 2017 Bonds	2,626,262	2,577,300	2,577,300	2,529,300	2,481,300	3,228,500	3,461,300
29 Debt Service - 2020 Bonds	2,211,600	1,770,998	1,770,998	1,194,091	978,061	1,014,321	1,247,145
30 I/F Transf - General Fund-East Library	75,000	75,000	75,000	75,000	75,000	75,000	75,000
31 I/F Transf - General Fund-Central Library	124,246	130,459	130,459	136,981	143,831	151,022	158,573
32 I/F Transf - General Fund-Ruby Grant Park	164,323	172,539	172,539	181,166	190,224	199,736	209,722
33 I/F Transf - Westwood Fund	35,000	35,000	35,000	35,000	35,000	35,000	35,000
34							
35 Total Expenditures	\$ 62,795,016	\$ 15,054,676	\$ 34,295,087	\$ 10,867,827	\$ 10,822,742	\$ 11,609,751	\$ 12,013,582
36							
37 Net Difference	\$ (44,251,879)	\$ 2,204,425	\$ (17,035,986)	\$ 4,442,105	\$ 4,824,412	\$ 4,382,942	\$ 4,333,196
38							
39 Ending Fund Balance	\$ 18,323,562	\$ 2,814,461	\$ 1,287,576	\$ 5,729,680	\$ 10,554,092	\$ 14,937,034	\$ 19,270,230
40							
41 Reserves:							
42 General Contingency	844,368	887,269	887,269	905,014	923,115	941,577	960,409
43 Reserve for Bond Proceeds - 2017 Bonds	-	-	-	-	-	-	-
44 Reserve for Bond Proceeds - 2020 Bonds	2,369,953	(4,057,266)	-	-	-	-	-
45 Reserve for Bond Proceeds - 2021 Room Tax Bds	-	-	-	-	-	-	-
46 Available for Pay-Go Projects	15,109,241	5,984,458	400,307	4,824,666	9,630,977	13,995,457	18,309,821
47							
48 Total Reserves	\$ 18,323,562	\$ 2,814,461	\$ 1,287,576	\$ 5,729,680	\$ 10,554,092	\$ 14,937,034	\$ 19,270,230

**Norman Forward Sales Tax Fund Project Table  
Fund 51**

Acct No	Project Number	Project Name	FYE 2024 Revised Budget	FYE 2025 Preliminary	FYE 2026	FYE 2027	FYE 2028	FYE 2029	BEYOND 5 YEARS
<b>EXPENDITURES</b>									
<b>I. Bond Funded</b>									
51796639	NFB001	Griffin Park Remodel	3,409,725	-	-	-	-	-	-
51795546	NFB002	Indoor Aquatic Facility	494,121	-	-	-	-	-	-
51796601	NFB003	Indoor Sports Facility	51,144	-	-	-	-	-	-
51794442	NFB005	Community Sports Park Development	203,068	-	-	-	-	-	-
51792205	NFB006	Reaves Park Remodel	16,886	-	-	-	-	-	-
51790050	NFB019	Andrews Park Improvements	29,970	-	-	-	-	-	-
<b>SUBTOTAL BOND FUNDED</b>			<b>\$ 4,204,914</b>	<b>\$ -</b>	<b>\$ -</b>	<b>\$ -</b>	<b>\$ -</b>	<b>\$ -</b>	<b>\$ -</b>
<b>II. Paygo Funded</b>									
051-	NFP	Canadian River Park Development	-	-	-	-	-	-	-
51795500	NFP100	Public Arts Projects	513,609	-	-	-	-	-	-
51798830	NFP101	Neighborhood Park Improvements	652,977	650,000	650,000	650,000	600,000	700,000	700,000
51794442	NFP103	Lease Payments for Griffin Park	80,000	80,000	80,000	80,000	80,000	80,000	-
51798830	NFP104	New Neighborhood Park Development	1,094,787	-	-	-	-	-	-
51796674	NFP106	Saxon Park Development	1,251,581	-	-	-	-	-	-
51790097	NFP107	New Trail Development Throughout Town	-	-	-	-	-	-	-
51594403	NFP109	James Garner Blvd: Flood to Acres	663,368	-	-	-	-	-	-
51790601	NFP110	Young Family Athletic Center PayGo	10,688,868	-	-	-	-	-	-
51793365	NFP111	New Senior Citizens Center	3,037,300	-	-	-	-	-	-
51596688	NFP112	Flood Ave MultiModal Path NF	1,082,224	-	-	-	-	-	-
51594405	NFP120	Traffic and Road Improvements	929,446	-	-	-	-	-	-
<b>SUBTOTAL PAYGO FUNDED</b>			<b>\$ 19,994,160</b>	<b>\$ 730,000</b>	<b>\$ 730,000</b>	<b>\$ 730,000</b>	<b>\$ 680,000</b>	<b>\$ 780,000</b>	<b>\$ 700,000</b>
<b>TOTAL NORMAN FORWARD FUND 51 PROJECTS</b>			<b>\$ 24,199,074</b>	<b>\$ 730,000</b>	<b>\$ 730,000</b>	<b>\$ 730,000</b>	<b>\$ 680,000</b>	<b>\$ 780,000</b>	<b>\$ 700,000</b>



**City of Norman**  
 Capital Improvement Project Sheet  
 Fiscal Year Ending 2025

Project Title: <u>Neighborhood Park Improvements</u>	Project Type: <u>Parks &amp; Recreation</u>
Project Category: <u>Parks and Recreation</u>	Project Number: <u>NFP101</u>
Department: <u>Parks &amp; Recreation</u>	Account Number: <u>051-9830-452</u>
Manager: <u>Bethany Grissom</u>	Begin & End Dates: <u>7/1/2023 To 6/30/2030</u>
Ward(s): <u>All</u>	Life Expectancy: <u>25 years</u>

**Detailed Project Description:**

This project is designated to make improvements to all the neighborhood parks in the City of Norman. The level of improvement needed at each park varies from site to site; however, there is work to do at each park. Staff will prioritize and execute a plan for each park, in a way that maximizes our bidding prices each year to get the best value for similar improvement that may occur in the various parks. We will use the 2009 Parks and Recreation Master Plan as a guiding document for these improvements, along with continued staff evaluations of each park site on an annual basis to determine each park site's needs in the year when funding is available to tackle any given site. When possible, input from the neighborhoods served by each each park site will be gathered as part of the renovation process.

**: Expenditure Schedule Through Account 051-9830-452 by Fiscal Year:**

Account & Object	Total ALL Fiscal Years	Actual Prior Years	Budget FYE 2024	FYE 2025	FYE 2026	FYE 2027	FYE 2028	FYE 2029	Beyond 5 Years
46201 - DESIGN	\$0								
46001 LAND	\$0								
46701 UTILITIES	\$0								
46101 CONST	\$6,500,000	\$1,900,000	\$650,000	\$650,000	\$650,000	\$650,000	\$600,000	\$700,000	\$700,000
46301 MATLS	\$0								
<b>TOTAL</b>	<b>\$6,500,000</b>	<b>\$1,900,000</b>	<b>\$650,000</b>	<b>\$650,000</b>	<b>\$650,000</b>	<b>\$650,000</b>	<b>\$600,000</b>	<b>\$700,000</b>	<b>\$700,000</b>

**Operating Impact:** Moderate General Fund

The parks scheduled for renovation in FYE2025 included William Morgan, Russel Bates and Pebblebrook Parks, with continued small projects at other parks to improve the park shelters, landscapes and amenities as-allowed by the annual funding.

**This Project Needs Assistance From:**

Bldg Maint	IT	Pub Wks	Utils	Parks
<input checked="" type="checkbox"/>	<input type="checkbox"/>	<input checked="" type="checkbox"/>	<input checked="" type="checkbox"/>	<input checked="" type="checkbox"/>

**Reimbursable Account?**

**Is This Project Funded From More Than One Source?** No

If Yes, Please Specify Which Sources:

\*Project includes multiple city funds or State and Federal funds.



**City of Norman**  
 Capital Improvement Project Sheet  
 Fiscal Year Ending 2025

Project Title: Griffin Land Lease Payments Project Type: Transportation w/ St or Fedl Funds  
 Project Category: \_\_\_\_\_ Project Number: NFP103  
 Department: \_\_\_\_\_ Account Number: 51794442  
 Manager: \_\_\_\_\_ Begin & End Dates: \_\_\_\_\_ To \_\_\_\_\_  
 Ward(s): \_\_\_\_\_ Life Expectancy: 15 years

**Detailed Project Description:**

Lease payments for the Griffin property, including current Sutton Wilderness Park, Griffin Park, and Frances Cate Park.

**: Expenditure Schedule Through Account 51794442 by Fiscal Year:**

Account & Object	Total ALL Fiscal Years	Actual Prior Years	Budget FYE 2024	FYE 2025	FYE 2026	FYE 2027	FYE 2028	FYE 2029	Beyond 5 Years
46201 - DESIGN	\$0								
46001 LAND	\$80,000			\$80,000					
46701 UTILITIES	\$0								
46101 CONST	\$0								
46301 MATLS	\$0								
<b>TOTAL</b>	<b>\$80,000</b>	<b>\$0</b>	<b>\$0</b>	<b>\$80,000</b>	<b>\$0</b>	<b>\$0</b>	<b>\$0</b>	<b>\$0</b>	<b>\$0</b>

**Operating Impact:** High Fund(s) Impacted \_\_\_\_\_

**This Project Needs Assistance From:**  Bldg Maint  IT  Pub Wks  Utils  Parks


**Reimbursable Account?**

**Is This Project Funded From More Than One Source?** No

If Yes, Please Specify Which Sources:

\*Project includes multiple city funds or State and Federal funds.





4/22/79. Ford Nobel Arena  
90<sup>th</sup> Birthday celebration of  
James Garner Norman, Okla.

Photo courtesy of Visit Norman

# PARK LAND AND DEVELOPMENT FUND

## CAPITAL IMPROVEMENTS PLAN

### **PARK LAND AND DEVELOPMENT FUND - 52**

#### ASSUMPTIONS

1. Revenues are earmarked for capital improvements to neighborhood and community parks
2. The funds specifically designated for community public parks improvements can only be spent in Griffin Community Park, Reaves Community Park, Andrews Community Park, Sutton Urban Wilderness Area, John Saxon Park and Ruby Grant Park.
3. The funds specifically designated for neighborhood parks, paid with the building permit for any new dwelling, may be spent to improve the neighborhood public park serving that dwelling, or nearby park.
4. Neighborhood park improvements will be scheduled when the Parks Board and City Council determine that there have been sufficient residential units constructed to warrant a capital project and sufficient fees have been collected to construct the project. This information changes daily and is maintained by the Parks Department.
5. No new projects are scheduled for FYE 25.

**PARK LAND AND DEVELOPMENT - FUND 52**

	FYE 23 ACTUAL	FYE 24 ADOPTED	FYE 24 ESTIMATED	FYE 25 PRELIMINARY	FYE 26 PROJECTED	FYE 27 PROJECTED	FYE 28 PROJECTED
1 Beginning Fund Balance	\$ 792,355	\$ 504,558	\$ 853,282	\$ 221,518	\$ 316,518	\$ 411,518	\$ 506,518
2							
3 Revenues							
4 Interest/Investment Income	\$ 15,543	\$ 10,000	\$ 10,000	\$ 10,000	\$ 10,000	\$ 10,000	\$ 10,000
5 Community Park Fees	24,150	50,000	50,000	50,000	50,000	50,000	50,000
6 Neighborhood Park Fees	14,850	35,000	35,000	35,000	35,000	35,000	35,000
7 In-Lieu of/Other	5,494	-	-	-	-	-	-
8 I/F Transfer - Capital	-	-	-	-	-	-	-
9							
10 Total Revenue	\$ 60,037	\$ 95,000	\$ 95,000	\$ 95,000	\$ 95,000	\$ 95,000	\$ 95,000
11							
12 Expenditures							
13 Community Park Projects	\$ -	\$ 300,000	\$ 688,022	\$ -	\$ -	\$ -	\$ -
14 Neighborhood Park Projects	-	-	38,742	-	-	-	-
15 Parkland acquisition	-	-	-	-	-	-	-
16 I/F Transf - Norman Forward	-	-	-	-	-	-	-
17 I/F Transf - Room Tax	-	-	-	-	-	-	-
18 I/F Transf - Capital	-	-	-	-	-	-	-
19 I/F Transf - GF	-	-	-	-	-	-	-
20 Services & maintenance	-	-	-	-	-	-	-
21 Audit Accruals/Adjustments	(890)	-	-	-	-	-	-
22							
23 Total Expenditures	\$ (890)	\$ 300,000	\$ 726,764	\$ -	\$ -	\$ -	\$ -
24							
25 Net Difference	\$ 60,927	\$ (205,000)	\$ (631,764)	\$ 95,000	\$ 95,000	\$ 95,000	\$ 95,000
26							
27 Ending Fund Balance	\$ 853,282	\$ 299,558	\$ 221,518	\$ 316,518	\$ 411,518	\$ 506,518	\$ 601,518
28							
29 Reserves							
30 Reserve for Community Parks	\$ 113,340	\$ (110,810)	\$ (524,682)	\$ (474,682)	\$ (424,682)	\$ (374,682)	\$ (324,682)
31 Reserve for Neighborhood Parks	1,425,180	1,097,533	1,421,438	1,456,438	1,491,438	1,526,438	1,561,438
32 Reserve for Park Land	(685,238)	(687,165)	(675,238)	(665,238)	(655,238)	(645,238)	(635,238)
33							
34 Total Reserves	\$ 853,282	\$ 299,558	\$ 221,518	\$ 316,518	\$ 411,518	\$ 506,518	\$ 601,518

**Park Land Development Fund Project Table  
Fund 52**

Acct No	Project Number	Project Name	FYE 2024 Revised Budget	FYE 2025 Preliminary	FYE 2026	FYE 2027	FYE 2028	FYE 2029	BEYOND 5 YEARS
<b>EXPENDITURES</b>									
<b>COMMUNITY PARKS</b>									
52792205	PC0013	Volleyball Court Improvements Reaves	12,035	-	-	-	-	-	-
52794442	PC0018	Sports Complex Bleachers	474	-	-	-	-	-	-
52790074	PC0019	Sutton Wilderness Trail	43,967	-	-	-	-	-	-
52795518	PC0022	Legacy Pk Foundation Strm Damg Repair	22,020	-	-	-	-	-	-
52790050	PC0023	Andrews Park Master Plan	50,000	-	-	-	-	-	-
52792205	PC0024	Reaves Park Restroom Building	260,000	-	-	-	-	-	-
52792205	PC0027	Reaves Park Maintenance Building	300,000	-	-	-	-	-	-
Subtotal Community Parks			<b>\$ 688,496</b>	<b>\$ -</b>	<b>\$ -</b>	<b>\$ -</b>	<b>\$ -</b>	<b>\$ -</b>	<b>\$ -</b>
<b>NEIGHBORHOOD PARKS</b>									
52770342	PR0129	The Links Park Improvements	25,000	-	-	-	-	-	-
52796609	PR0155	Brookhaven Park Improvements	5,943	-	-	-	-	-	-
52793067	PR0171	Summit Lakes Park Improv	7,325	-	-	-	-	-	-
Subtotal Neighborhood Parks			<b>\$ 38,268</b>	<b>\$ -</b>	<b>\$ -</b>	<b>\$ -</b>	<b>\$ -</b>	<b>\$ -</b>	<b>\$ -</b>
<b>TOTAL PARK DEVELOPMENT FUND 52 PROJECTS</b>			<b>\$ 726,764</b>	<b>\$ -</b>	<b>\$ -</b>	<b>\$ -</b>	<b>\$ -</b>	<b>\$ -</b>	<b>\$ -</b>



Jim (James Garner) with nephews Terry Bumgarner (left) and Scott Bumgarner (right) when James Garner was inducted into the Cowboy Hall of fame at the National Cowboy & Western Heritage Museum in Oklahoma City, Oklahoma.

(Photo courtesy of Scott Bumgarner)

# UNIVERSITY NORTH PARK TIF FUND

## CAPITAL IMPROVEMENTS PLAN

### **UNIVERSITY NORTH PARK TIF FUND - 57**

#### ASSUMPTIONS

1. This fund accounts for proceeds of specific revenue sources that are legally restricted to expenditure for specific purposes.
2. Projects were identified and approved by City Council in accordance with the provisions of the Local Development Act.
3. The Tax Increment Finance District was created to facilitate development and improvements in an area where such improvement would not have otherwise occurred.
4. The University North Park Area includes land adjacent to 24th Avenue NW, between Robinson Street and Tecumseh Road.
5. No new projects are scheduled for FYE 25.

## University North Park TIF - Fund 57

	FYE 23 ACTUAL	FYE 24 ADOPTED	FYE 24 ESTIMATED	FYE 25 PRELIMINARY	FYE 26 PROJECTED	FYE 27 PROJECTED	FYE 28 PROJECTED
1 Beginning Fund Balance	\$ 10,535,206	\$ 5,462,042	\$ 10,860,713	\$ 5,866,167	\$ 5,941,911	\$ 5,965,911	\$ 5,989,911
2							
3 Revenues							
4 Interest Income	\$ 334,392	\$ 24,000	\$ 24,000	\$ 24,000	\$ 24,000	\$ 24,000	\$ 24,000
5 Misc Income	10,644	-	-	-	-	-	-
6 BID Assessment Receipts	189,356	200,000	200,000	200,000	-	-	-
7							
8 Total Revenue	\$ 534,392	\$ 224,000	\$ 224,000	\$ 224,000	\$ 24,000	\$ 24,000	\$ 24,000
9							
10 Expenditures							
11 Services /Maintenance	\$ 4,610	\$ 11,371	\$ 11,371	\$ 11,371	\$ -	\$ -	\$ -
12 BID Expenses	104,141	136,885	289,872	136,885	-	-	-
13 Capital Projects	100,134	-	4,917,303	-	-	-	-
14 Audit adjustments	-	-	-	-	-	-	-
15 I/F Transf - Norman Forward Fund	-	-	-	-	-	-	-
16							
17 Total Expenditures	\$ 208,885	\$ 148,256	\$ 5,218,546	\$ 148,256	\$ -	\$ -	\$ -
18							
19 Net Difference	\$ 325,507	\$ 75,744	\$ (4,994,546)	\$ 75,744	\$ 24,000	\$ 24,000	\$ 24,000
20							
21 Ending Fund Balance	\$ 10,860,713	\$ 5,537,786	\$ 5,866,167	\$ 5,941,911	\$ 5,965,911	\$ 5,989,911	\$ 6,013,911
22							
23 Reserves							
24 Reserved for BID	\$ 676,320	\$ 585,864	\$ 586,448	\$ 649,563	\$ 649,563	\$ 649,563	\$ 649,563
25 Available for Debt Repayment	-	-	-	-	-	-	-
26 Unreserved	10,184,393	4,951,922	5,279,719	5,292,348	5,316,348	5,340,348	5,364,348
27							
28 Total Reserves	\$ 10,860,713	\$ 5,537,786	\$ 5,866,167	\$ 5,941,911	\$ 5,965,911	\$ 5,989,911	\$ 6,013,911

**University North Park Tax Increment Finance District Fund Project Table  
Fund 57**

<b>Acct No</b>	<b>Project Number</b>	<b>Project Name</b>	<b>FYE 2024 Revised Budget</b>	<b>FYE 2025 Preliminary</b>	<b>FYE 2026</b>	<b>FYE 2027</b>	<b>FYE 2028</b>	<b>FYE 2029</b>	<b>BEYOND 5 YEARS</b>
<b>EXPENDITURES</b>									
57595512	UT0008	Economic Development	367,669	-	-	-	-	-	-
57595552	UT0011	Robinson Street West of I-35 (MATCH Fund 50)	678	-	-	-	-	-	-
57595552	UT0015	24th & Flood at Tecumseh Intersection	2,478,984	-	-	-	-	-	-
57595512	UT0016	Legacy Park Parking Lot	-	-	-	-	-	-	-
57796601	UT0017	Recreation Facility	2,069,971	-	-	-	-	-	-
<b>TOTAL UNIVERSITY NORTH PARK TIF FUND 57 PROJECTS</b>			<b>\$ 4,917,302</b>	<b>\$ -</b>	<b>\$ -</b>	<b>\$ -</b>	<b>\$ -</b>	<b>\$ -</b>	<b>\$ -</b>





**R**

**JAMES GARNER  
FILMS**

**FRI 2&7:30**

**SAT 7:30**

Photo courtesy of Visit Norman

# **CENTER CITY TIF FUND**

## CAPITAL IMPROVEMENTS PLAN

### **CENTER CITY TAX INCREMENT FINANCE DISTRICT FUND - 58**

#### ASSUMPTIONS

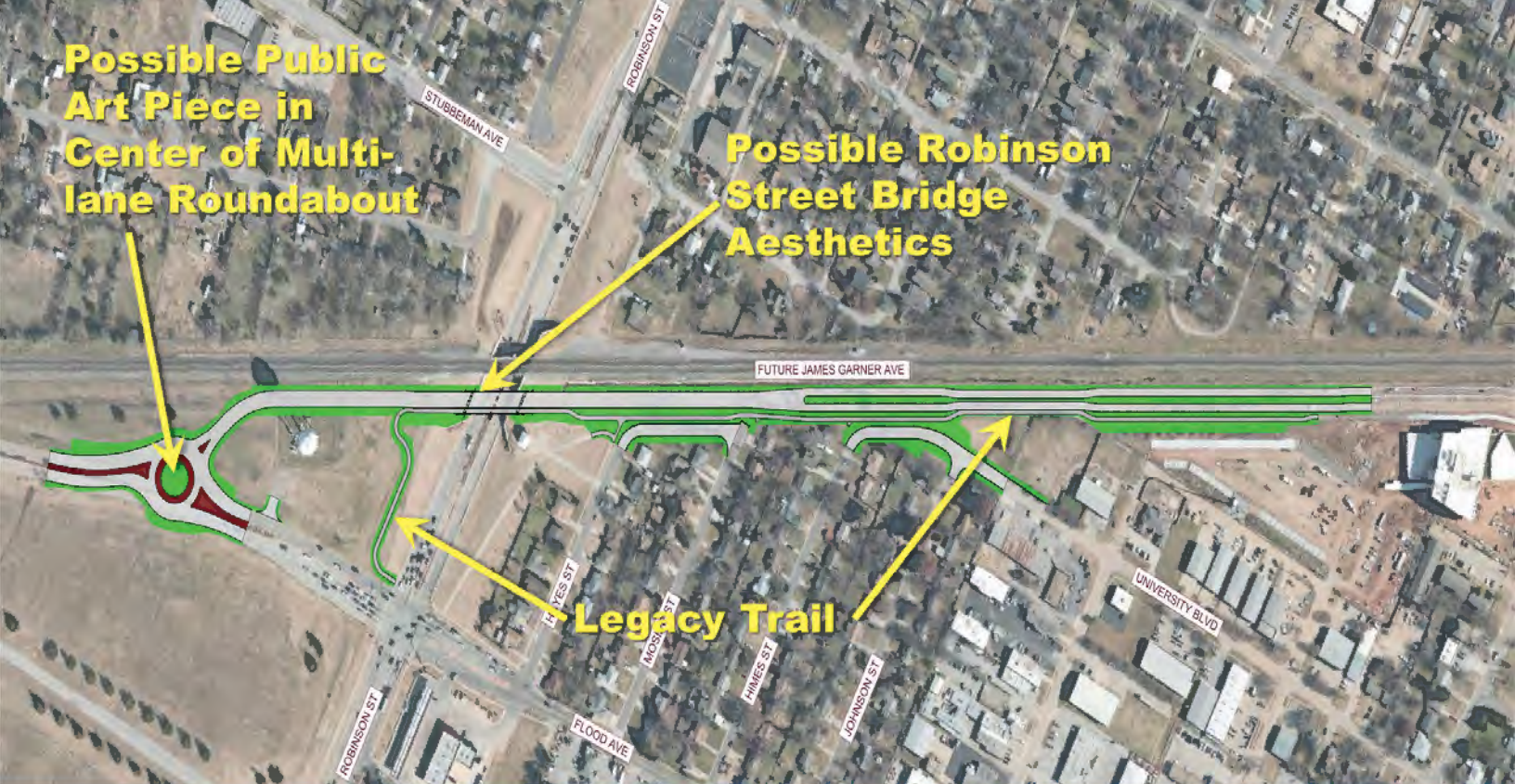
1. The Norman City Council adopted the Norman Center City Project Plan and Tax Increment Finance District No. 3 on December 19, 2017 (O-1718-27).
2. The project plan authorizes \$44,000,000 in project costs for public infrastructure, and an additional \$3,400,000 in projects costs for contingencies and implementation/administration costs.
3. The project plan authorizes 90 percent of the incremental tax revenue generated from increases in property taxes resulting from new private investment in the Increment District to be used to pay authorized project costs.
4. In FYE 25, there are no new projects scheduled.

## Center City TIF - Fund 58

	FYE 23 ACTUAL	FYE 24 ADOPTED	FYE 24 ESTIMATED	FYE 25 PRELIMINARY	FYE 26 PROJECTED	FYE 27 PROJECTED	FYE 28 PROJECTED
1 Beginning Fund Balance	\$ 891,421	\$ 2,207,281	\$ 2,685,064	\$ 3,882,324	\$ 5,354,738	\$ 6,885,969	\$ 8,478,370
2							
3 Revenues							
4 Property Tax	\$ 1,767,205	\$ 1,470,414	\$ 1,413,860	\$ 1,470,414	\$ 1,529,231	\$ 1,590,400	\$ 1,654,016
6 Interest Income	26,438	2,000	2,000	2,000	2,000	2,000	2,000
12							
13 Subtotal	\$ 1,793,643	\$ 1,472,414	\$ 1,415,860	\$ 1,472,414	\$ 1,531,231	\$ 1,592,400	\$ 1,656,016
14							
15 I/F Transf - General Fund	\$ -	\$ -	\$ -	\$ -	\$ -	\$ -	\$ -
17							
18 Total Revenue	\$ 1,793,643	\$ 1,472,414	\$ 1,415,860	\$ 1,472,414	\$ 1,531,231	\$ 1,592,400	\$ 1,656,016
19							
20 Expenditures							
21 Capital Projects	\$ -	\$ -	\$ 218,600	\$ -	\$ -	\$ -	\$ -
22 Audit adjustments	\$ -	\$ -	\$ -	\$ -	\$ -	\$ -	\$ -
23 I/F Transf - General Fund	\$ -	\$ -	\$ -	\$ -	\$ -	\$ -	\$ -
24							
25 Total Expenditures	\$ -	\$ -	\$ 218,600	\$ -	\$ -	\$ -	\$ -
26							
27 Net Difference	\$ 1,793,643	\$ 1,472,414	\$ 1,197,260	\$ 1,472,414	\$ 1,531,231	\$ 1,592,400	\$ 1,656,016
28							
29 Ending Fund Balance	\$ 2,685,064	\$ 3,679,695	\$ 3,882,324	\$ 5,354,738	\$ 6,885,969	\$ 8,478,370	\$ 10,134,386
30							
31 Reserves							
32							
33 Unreserved	\$ 2,685,064	\$ 3,679,695	\$ 3,882,324	\$ 5,354,738	\$ 6,885,969	\$ 8,478,370	\$ 10,134,386
34							
35 Total Reserves	\$ 2,685,064	\$ 3,679,695	\$ 3,882,324	\$ 5,354,738	\$ 6,885,969	\$ 8,478,370	\$ 10,134,386

**Center City Tax Incrementation Finance District Fund  
Fund 58**

Acct No	Project Number	Project Name	FYE 2024 Revised Budget	FYE 2025 Preliminary	FYE 2026	FYE 2027	FYE 2028	FYE 2029	BEYOND 5 YEARS
<b>EXPENDITURES</b>									
58593388	BG0089	CC TIF Urban Design/ Implementation Plan	218,600	-	-	-	-	-	-
<b>TOTAL CENTER CITY TIF FUND 58 PROJECTS</b>			<b>\$ 218,600</b>	<b>\$ -</b>	<b>\$ -</b>	<b>\$ -</b>	<b>\$ -</b>	<b>\$ -</b>	<b>\$ -</b>



James Garner Ave. Bridge Construction



Roundabout Construction

# ARTERIAL ROAD RECOUPMENT FUND

## CAPITAL IMPROVEMENTS PLAN

### **ARTERIAL ROAD RECOUPMENT FUND - 78**

#### ASSUMPTIONS

1. This fund accounts for the proceeds of a specific revenue that is legally restricted to expenditure for specific purposes.
2. Revenue is received from property owners either before development or at the time of land development for all local arterial street construction costs, which they would normally incur under development regulations.
3. Capital Sales Tax revenues, totaling \$2,947,732, were transferred from the Capital Fund (Fund 50) to this fund to create the initial funding, with the intent that future revenues would be received as land would be developed, and thereby there would be a revolving funding source to continue the program. The Capital Fund was repaid \$173,280 in FYE 02 and \$27,200 in FYE 07.
4. There is no new funding for projects in FYE 25. Additional project appropriations will be presented to council for consideration if they are identified.


## ARTERIAL ROADS RECOUPMENT FUND 78

	FYE 23 ACTUAL	FYE 24 ADOPTED	FYE 24 ESTIMATED	FYE 25 PRELIMINARY	FYE 26 PROJECTED	FYE 27 PROJECTED	FYE 28 PROJECTED
1 Beginning Fund Balance	\$ 773,444	\$ 773,444	\$ 793,987	\$ 793,987	\$ 793,987	\$ 793,987	\$ 793,987
2							
3 Revenues							
4 Reimbursements/Interest	\$ 20,543	\$ -	\$ -	\$ -	\$ -	\$ -	\$ -
5 I/F Transf - Capital Fund	-	-	-	-	-	-	-
6							
7 Total Revenues	\$ 20,543	\$ -	\$ -	\$ -	\$ -	\$ -	\$ -
8							
9 Expenditures							
10 Capital Projects	\$ -	\$ -	\$ -	\$ -	\$ -	\$ -	\$ -
11 Audit Adjustments	-	-	-	-	-	-	-
12							
13 Total Expenditures	\$ -	\$ -	\$ -	\$ -	\$ -	\$ -	\$ -
14							
15 Net Difference	\$ 20,543	\$ -	\$ -	\$ -	\$ -	\$ -	\$ -
16							
17 Ending Fund Balance	\$ 793,987	\$ 773,444	\$ 793,987	\$ 793,987	\$ 793,987	\$ 793,987	\$ 793,987

**Arterial Road Recoupment Fund Project Table  
Fund 78**

Acct No	Project Number	Project Name	FYE 2024 Revised Budget	FYE 2025 Preliminary	FYE 2026	FYE 2027	FYE 2028	FYE 2029	BEYOND 5 YEARS
<b>EXPENDITURES</b>									
78599964	AR	TBD	-	-	-	-	-	-	-
78595517	AR	TBD	-	-	-	-	-	-	-
<b>TOTAL ARTERIAL ROAD RECOUPMENT FUND 78 PROJECTS</b>			<b>\$ -</b>	<b>\$ -</b>	<b>\$ -</b>	<b>\$ -</b>	<b>\$ -</b>	<b>\$ -</b>	<b>\$ -</b>





Young James Scott Bumgarner  
(James Garneer)  
photo courtesy of Terry Bumgarner (nephew)

# APPENDIX

# APPENDIX

## Unfunded Project Requests FYE 25

Department	Request	Amount
Fire	Fire Station 1 Rebuild	\$ 5,962,500
Fire	Fire Station 10 Eastside	\$ 7,106,750
IT	ERP Replacement Project	\$ 350,000
IT	Security System Replacement	\$ 290,000
PD	Police Training Range Tower	\$ 195,000
PD	Police Training Facility Security	\$ 225,000
PD	Police Training Berm Reno	\$ 4,750,000
PD	ECOC Vehicle Storage	\$ 1,500,000
PD	Building B Space Updates	\$ 550,000
Parks	Downtown Holiday Decorations	\$ 70,000
Parks	AWE Parking Expansion	\$ 275,000
Parks	Kidspace Playground Replace	\$ 80,000
Parks	Little Axe Sports Complex upgrades	\$ 200,000
Parks	New Community Park Splashpad	\$ 700,000
Parks	Park Sign Update	\$ 50,000
Parks	Public Beautification	\$ 150,000
Parks	Ruby Grant Football Field Upgrade	\$ 55,000
Parks	Ruby Grant Maintenance Building	\$ 425,000
Parks	Tennis and Pickleball Projects	\$ 175,000
Parks	Sooner Theatre Upgrades	\$ 100,000
Parks	Westwood Aquatics Upgrade	\$ 1,500,000
Parks	YFAC Parking Expansion	\$ 375,000
Public Works	Cedar Lane Road Extension	\$ 2,000,000
Public Works	Main St 2 Way Conversion	\$ 600,000
Public Works	Fleet Facility Reno	\$ 619,748
Public Works	CNG Station Compressor Replace	\$ 1,420,000
Public Works	Bishop Creek Rehab	\$ 2,463,000
Public Works	12th/Alameda Intersection Study	\$ 50,000
Public Works	12th East/Beaumont Signal	\$ 150,000
Public Works	Alameda/Crawford Intersection Study	\$ 50,000
Public Works	Boyd/Classen Intersection Study	\$ 50,000
Public Works	Classen/Post Oak Signal	\$ 100,000
Public Works	Main/Wylie Signal	\$ 100,000
Public Works	Paving Area West of Traffic Office	\$ 125,000
Public Works	Rock Creek/Pendleton Signal	\$ 100,000
Public Works	SH9 Multimodal 72nd to 96th	\$ 225,000
Public Works	ADA Bus Stop Remediation	\$ 112,035
Public Works	Municipal Complex Parking Exp	\$ 390,000
Public Works	Transit Center Paving	\$ 156,500
Public Works	West Gray St Parking Lot	\$ 221,000

## **GLOSSARY OF TERMS and ACRONYMS**

**ACOG** – Association of Central Oklahoma Governments.

**ADA** – American Disabilities Act

**AERATION** – The addition of air or oxygen to water or wastewater, usually by mechanical means, increases dissolved oxygen levels and maintains aerobic conditions.

**ARR** – Arterial Road Recoupment.

**ASSETS** – Resources owned or held by the City, which have monetary value.

**BASIN** - An area defined by the network of sewer line segments that are tributary to and terminate at a designated and control point.

**BIOSOLIDS** – Solid organic matter recovered from municipal wastewater treatment that can be beneficially used, especially as a fertilizer. Biosolids are solids that have been stabilized within the treatment process, whereas sludge has not.

**BOND** - A written promise to pay a sum of money on a specific date and at a specified interest rate. The interest payments and the repayments of the principal are detailed in a bond ordinance. The most common types of bonds are general obligation (GO) and revenue (Water/Sewer) bonds. These are most frequently used for construction of large capital projects, such as buildings and streets.

**BUDGET** - A plan of financial operation embodying an estimate of proposed means of financing them. The term usually indicates a financial plan for a single fiscal year. The term “budget” is used in two senses in practice. Sometimes it designates the financial plan presented to the City Council for adoption and sometimes it designates the plan finally approved by the body. It is usually necessary to specify whether the budget under consideration is preliminary and tentative or whether the appropriating body has approved it.

**BUDGETARY CONTROL** - The control or management of the organization in accordance with an approved budget for the purpose of keeping expenditures within the limitations of available appropriations and available resources.

**CAPITAL IMPROVEMENT CHARGE (CIC)** – A charge placed upon all consumers and users for sewer or water service furnished by the City. The current CIC is \$1.00 per month for a residential customer. City code section 21-107(a)(1) requires the CIC amount to equal 60 percent of the actual monthly sewer charge for commercial and industrial customers. The CIC was implemented on March 24, 1970 as part of Ordinance 2156.

**CIP** – Capital Improvement Project or Capital Improvements Plan.

**CAPITAL OUTLAY** - Expenditures that result in the acquisition of or additions to fixed assets.

**CAPITAL PROJECT FUNDS** – An accounting fund type recommended by the Oklahoma Municipal Budget Act to account for financial resources segregated for the acquisition, construction or other improvement related to Capital Facilities other than those accounted for in Enterprise Funds and Trust Funds.

**CLEANOUT** - Outside access point on a property owner’s service lateral that allows for cleaning in the event of a blockage.

**COLLECTION SYSTEM** – In wastewater, a system of conduits, generally underground pipes, that receives and conveys sanitary wastewater and/or stormwater. In water supply, a system of conduits or canals used to capture a water supply and convey it to a common point.

**COMCD** – Central Oklahoma Master Conservancy District.

**CONNECTION FEE** – Previously known as the tap fee, was first developed in 1970. A charge for sewer or water connection based upon the size of the service line leading into and to be utilized for the furnishing of water or sewer to any use or structure. Monies received from the Connection charge are proportionally divided between the City of Norman’s Water and Wastewater funds. Collected fees are used to fund activities performed in both the water and sewer utility systems.

**CORE AREA** – The area bounded by Berry Road on the west, Robinson Street on the north, 12<sup>th</sup> Avenue on the east, and Constitution/Imhoff extended on the south.

**COST ALLOCATION** - Distribution of costs of centrally provided support services such as management, accounting, purchasing, payroll, information services and legal.

**DEBT SERVICE** - The City’s obligation to pay the principal and interest of general obligation and revenue bonds according to a predetermined payment schedule.

**DISINFECTION** – The selective destruction of disease-causing microbes through the application of chemicals or energy.

**DIVISION** - A sub-section of a Department which carries out a specific line of work assigned to the Department.

**EFFLUENT** – Partially or completely treated water or wastewater flowing out of a basin or treatment plant.

**EID** – Environmental Information Document is the document which provides the basic information about a project and its environmental effects.

**ENCUMBRANCE** - A commitment related to unperformed contracts or goods or services. Encumbrances represent the estimated amount of expenditures ultimately to result if unperformed contracts in process are completed.

**ENTERPRISE FUND** - A fund established to account for operations that are financed and operated in a manner similar to private business enterprises, where the intent of the governing body is that the costs of providing goods or services to the general public on a continuing basis be financed or recovered primarily through user charges.

**EPA** – Environmental Protection Agency.

**EXCISE TAX** - An excise tax is any tax that is not an ad valorem tax and is generally imposed on the performance of an act, engaging in an occupation, or enjoying a privilege. An ad valorem property tax is a tax imposed on the basis of the “value of the article or thing taxed.” An ad valorem tax is usually imposed at recurring intervals on the same piece of property.

**EXPENDITURES (EXPENSES)** - Decrease in net total assets. Expenses represent the total cost of operations during a period regardless of the timing of related expenditures.

**FACE VALUE (PAR, PRINCIPAL)** – The full amount of an investment security, usually appearing on the face of the instrument.

**FHWA** – Federal Highway Administration.

**FIDUCIARY FUNDS (TRUST & AGENCY FUNDS)** – An accounting fund type recommended by the Oklahoma Municipal Budget Act to account for assets held by the municipality as trustee or agent for individuals, private organizations or other governmental units or purposes.

**FISCAL YEAR (FY)** - The time period designated by the City signifying the beginning and ending period for recording financial transactions. The City of Norman has a fiscal year of July 1 through June 30.

**FIXED ASSETS** - Long-lived tangible assets obtained or controlled as a result of past transactions, events or circumstances. Fixed assets include buildings, equipment and improvements other than building and land.

**FUND** - A fiscal and accounting entity with a self-balancing set of accounts recording cash and other financial resources, together with all related liabilities and residual equities or balances, and changes therein, which are segregated for the purpose of carrying on specific activities or attaining certain objectives in accordance with special regulations, restrictions, or limitations.

**FUND BALANCE** - Fund Balance is the excess of assets over liabilities.

**FUND BALANCE - RESERVED FOR DEBT SERVICE** - A portion of fund balance that is legally restricted to the payment of long term debt principal and interest maturing in future years.

**GENERAL FUND** – An accounting fund type recommended by the Oklahoma Municipal Budget Act to account for all moneys received and disbursed for general governmental purposes.

**GENERAL OBLIGATION BONDS (GO or GOB)** - Legal debt instruments that finance a variety of public projects such as streets, buildings, and improvements. These bonds are backed by the full faith and credit of the issuing government and are financed through property tax revenues.

**HEADWORKS** – The initial structure and devices located at the receiving end of a water or wastewater treatment plant.

**HVAC** – Heating, ventilation and air conditioning.

**IAV** – Individually assessed vehicle.

**IMPACT FEES** – Set aside fees collected from developers causing infrastructure adjustments to the community. Monies to be used as the development further impacts the municipality.

**I/I** - An abbreviation for Infiltration and Inflow into the Sanitary Sewer System.

**INFILTRATION** - Groundwater that enters into the sanitary sewer through defects in the pipes and manholes such as cracks, separated joints, deteriorated manhole components, building foundation drains, and defective service laterals.

**INFLOW** - Surface stormwater that enters into the sanitary sewer through direct sources such as vented manhole covers, downspouts, area drains, and uncapped cleanouts.

**INFLUENT** – Water or wastewater flowing to a basin or treatment plant.

**INTERCEPTOR** - Sanitary sewer interceptors are those lines that convey sewage from neighborhood to neighborhood in route to the wastewater treatment plant. Pipe diameters are generally larger than lines placed within residential developments.

**INTERCEPTOR SEWER** - A sewer that receives flow from a number of other sewers or outlets for disposal or conveyance to a treatment plant.

**INTERGOVERNMENTAL REVENUE** - Grants, entitlements and cost reimbursements from another federal, state or local government.

**INTERNAL SERVICE FUND** - A fund used to account for the financing of goods or services provided by one department or agency to other departments of a government, on a cost- reimbursement basis.

**ISSUER** – A political subdivision (city, county, state, authority, etc.) that borrows money through the sale of bonds or notes. The Norman Utilities Authority and the Norman Municipal Authority are issuers of Revenue Bonds.

**LAND APPLICATION** – The disposal of wastewater or municipal solids onto land under controlled conditions.

**LEVY** - (Verb) To impose taxes, special assessments or service charges for the support of government activities. (Noun) The total amount of taxes, special assessments or service charges imposed by a government.

**LIABILITIES** - Debt or other legal obligations arising out of transactions in the past that must be liquidated, renewed, or refunded at some future date. This term does not include encumbrances.

**LIFT STATION** - A pumping facility that conveys wastewater flow, from an area that would not naturally drain to the wastewater treatment plant, into the gravity sewer system for delivery and treatment.

**LINE ITEM BUDGET** - A budget prepared along divisional line items focusing on what is to be bought.

**MATURITY** – The date the principal amount of an investment security becomes due and payable.

**NATIONAL POLLUTANT DISCHARGE ELIMINATION SYSTEM (NPDES)** – Program in the U.S. to issue, monitor, and enforce pretreatment requirements and discharge permits under the Clean Water Act.

**NON-EXCESSIVE I/I** - Measured inflow and infiltration within a sanitary sewer system that is considered more expensive to eliminate through rehabilitation than to transport and treat at the Municipality's wastewater treatment facilities.

**ODEQ** – Oklahoma Department of Environmental Quality.

**OG&E** – Oklahoma Gas and Electric Company.

**ODOT** – Oklahoma Department of Transportation.

**OPERATING BUDGET** - Plans of current expenditures and the proposed means of financing them. The annual operating budget is the primary means by which most of the financing acquisition, spending, and service delivery activities of the City are controlled. Municipalities are required by State Law to use annual operating budgets.

**OSHA** – Office of Safety and Health Administration.

**OVERFLOW** - A condition in which the wastewater flow rate in a sewer system exceeds the capacity of the sewer to the extent that raw wastewater is discharged directly to storm and drainage systems.

**PAYBACK ORDINANCE** – Ordinance (0-9697-30) allows the City Council to vote funds to pay costs of extending wastewater & water lines from an existing location to, along side or beyond the boundaries of a developer's new construction.

**PAYGO** – Cash basis of project funding, as opposed to incurring debt.

**PEAK FLOW** – Excessive flows experienced during hours of high demand; usually determined to be the highest 2-hour flow expected under any operational conditions.

**PROPERTY TAX** - Taxes levied on all real and personal property according to the property's valuation and the tax rate, in compliance with State Property Tax Code.

**PUBLIC SECTOR** - Those facilities operated and maintained by the Municipality.

**REAL PROPERTY** - Property classified by the State Property Tax Board including residential, single, and multi-family, vacant lots, acreage, farm and ranch improvements, commercial and industrial, and oil, gas, and other mineral reserves.

**REFUNDING** - A system by which a bond issue is redeemed by a new bond issue under conditions generally more favorable to the issuer (lower interest rate; fewer restrictions, etc.)

**REPLACEMENT COSTS** - The cost as of a certain date of a property which can render similar service (but which need not be of the same structural form) as the property to be replaced.

**RESERVE, DEBT** - A portion of fund balance equal to the average annual debt service requirement that has been reserved to provide assurance that resources are available to meet each fiscal year's debt service payment.

**RESERVE, CAPITAL** - A portion of fund balance equal to the average of the forecasted capital expenditures during the five year forecasted period has been reserved in each fiscal year budget to provide assurance that resources are available to provide for the normal replacement of depreciable assets.

**RESERVE, (DEFICIT)** - The amount by which fund balance does not meet all reserve requirements.

**RESERVE, LEGAL** - A portion of fund balance that may not be appropriated for expenditures or is legally segregated for a specific future use.

**RESERVE, OPERATING** - A portion of fund balance that has been reserved in each fiscal year budget to protect service delivery from unexpected revenue loss or expenditure requirement.

**RESERVE, SURPLUS** - A portion of fund balance that is not reserved for any specified purpose, and may be appropriated for one-time expenditures as needed.

**REVENUE** - Increases net total assets from other than expense refunds, capital contributions, and residual equity transfers. Funds received as income.

**REVENUE BONDS** - Legal debt instruments which finance public projects for such services as water or sewer. Revenues from the public project are pledged to pay principal and interest of the bonds.

**ROW** – Right of Way.

**SLUDGE** – Accumulated and concentrated solids generated within the wastewater treatment process that have not undergone a stabilization process.

**SPECIAL ASSESSMENT FUNDS** – An accounting fund type recommended by the Oklahoma Municipal Budget Act to account for the financing of public improvements or services deemed to benefit properties in a specified area, against which special assessments are levied.

**SPECIAL REVENUE FUNDS** – An accounting fund type recommended by the Oklahoma Municipal Budget Act to account for the proceeds of specific revenue sources and related expenditures separate and apart from other funds, but for which the specified revenues may be insufficient to meet the related expenditures.

**STATEWIDE REVOLVING FUND (SRF) LOANS** – Under the SRF program, municipalities can obtain up to 40 percent in matching funds for approved projects, when 60 percent of the construction costs can be obtained by the municipality on the open municipal bond market or from available funds of the municipality.

**STP-UZA** – Federal Surface Transportation Program (STP) funds sub allocated by formula to urbanized areas (UZA) with a population greater than 200,000. [Statutory Reference: Title 23, United States Code, 133(d)(3) and 133(f)] authorized under the Surface Transportation Act of 1990 as amended.

**SUBSIDY** – A gift or grant of public moneys to a private individual or corporation or to another governmental jurisdiction, or a gift or grant of moneys from one sub-entity to another within a governmental jurisdiction.

**SURCHARGE** - A condition in which the wastewater flow rate in a sewer system exceeds the capacity of the sewer lines to the extent that raw sewage begins to rise within manholes. A sewer surcharge is experienced in advance of a Backup and Overflow.

**TARGET AREA** - Area selected for further study under the sewer system evaluation survey (SSES).

**TAXES** - Compulsory charges levied by a government for the purpose of financing services performed for the common benefit.

**TIP** – Transportation Improvement Program is a three-year, prioritized listing of transportation needs in the TMA. The TIP is administered by ACOG, ODOT and FHWA.

**TMA** – Transportation Management Area is that area where ACOG plans for transportation needs.

**TMDL** – Total Maximum Daily Load is the amount of pollutants, from natural and man-made sources, which can be discharged to a specific body of water without causing harm to the water’s quality or aquatic life. Any pollutant loading above the TMDL results in violation of applicable water quality standards.

**WASTEWATER TREATMENT PLANT INVESTMENT FEE (WWTPIF)** – A source of revenue for debt service and other capital and operational expenses of the Wastewater Treatment Plant improvements. The WWTPIF is the Norman Wastewater Utility’s version of an impact fee that was authorized by Ordinance 9697-2 on July 23, 1996. The WWTPIF is a one-time charge paid at the time new homes or businesses are permitted for connection to the sewerage system.

**WPA** – Works Progress Administration.

**WW** – Wastewater.