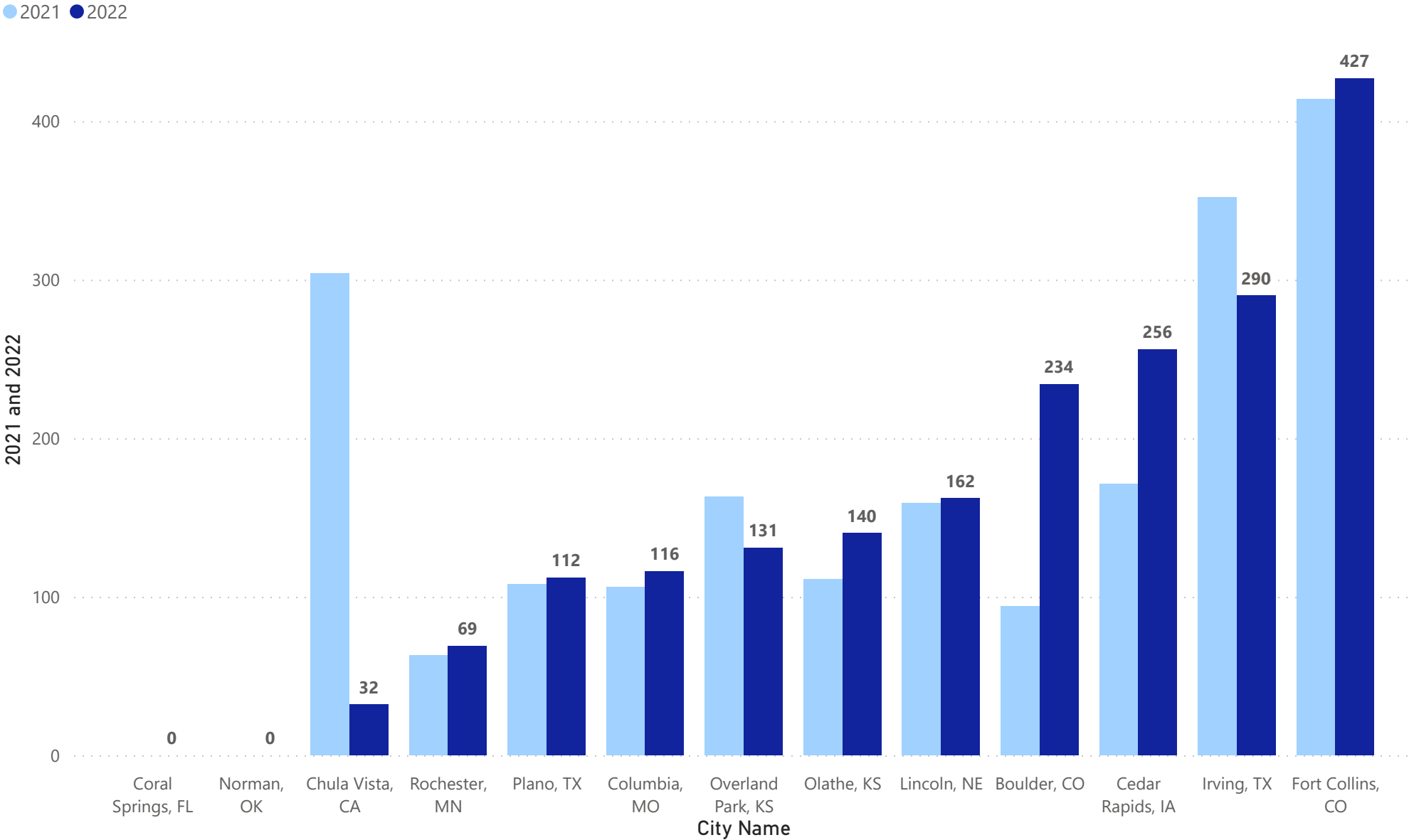


Precautionary Force

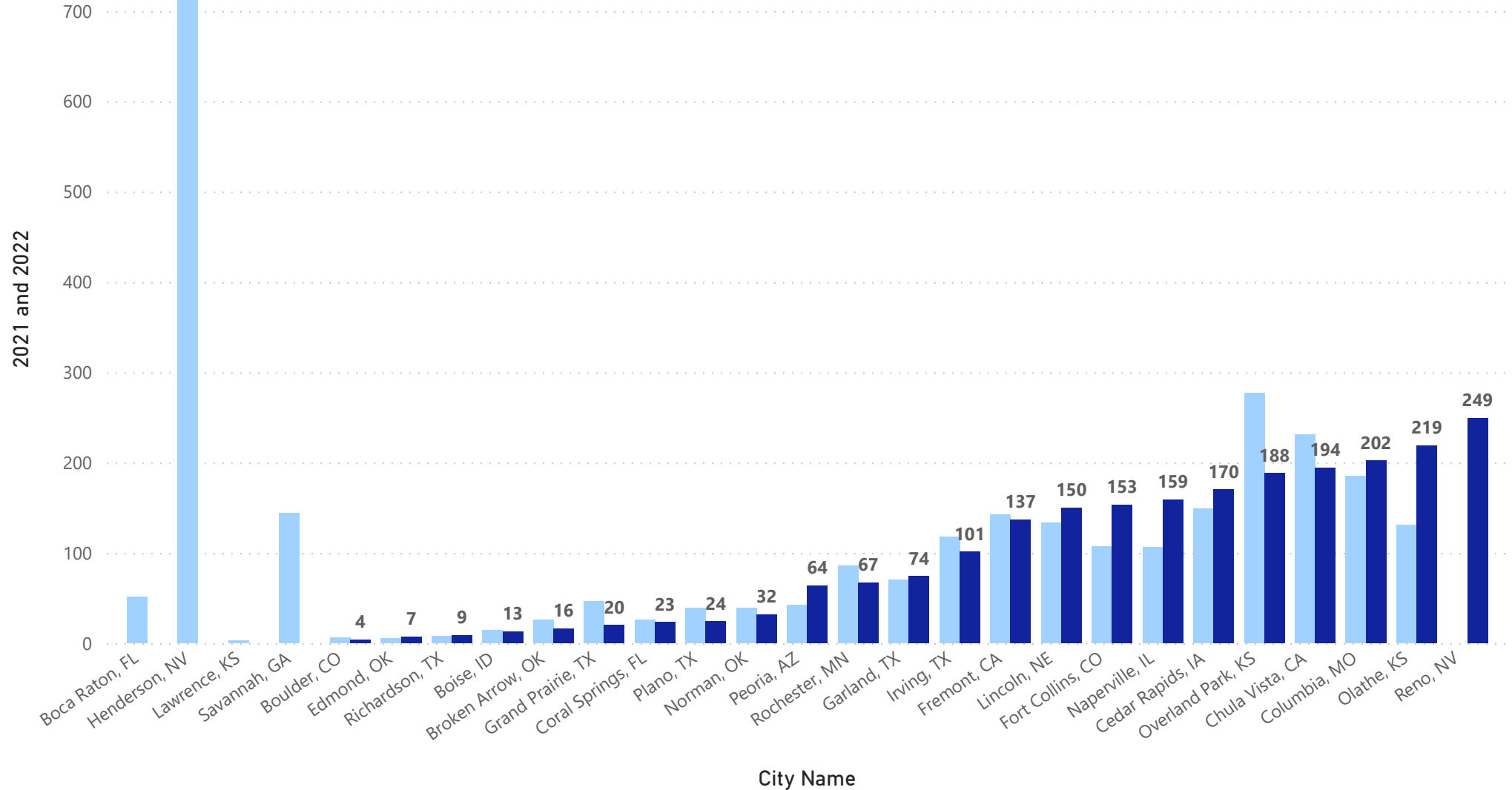
City Name	2021	2022
Boulder, CO	94.00	234.00
Cedar Rapids, IA	171.00	256.00
Chula Vista, CA	304.00	32.00
Columbia, MO	106.00	116.00
Coral Springs, FL		0.00
Fort Collins, CO	414.00	427.00
Irving, TX	352.00	290.00
Lincoln, NE	159.00	162.00
Norman, OK	0.00	0.00
Olathe, KS	111.00	140.00
Overland Park, KS	163.00	131.00
Plano, TX	108.00	112.00
Rochester, MN	63.00	69.00
Average	170.42	151.46



Empty Hand Control - RTR

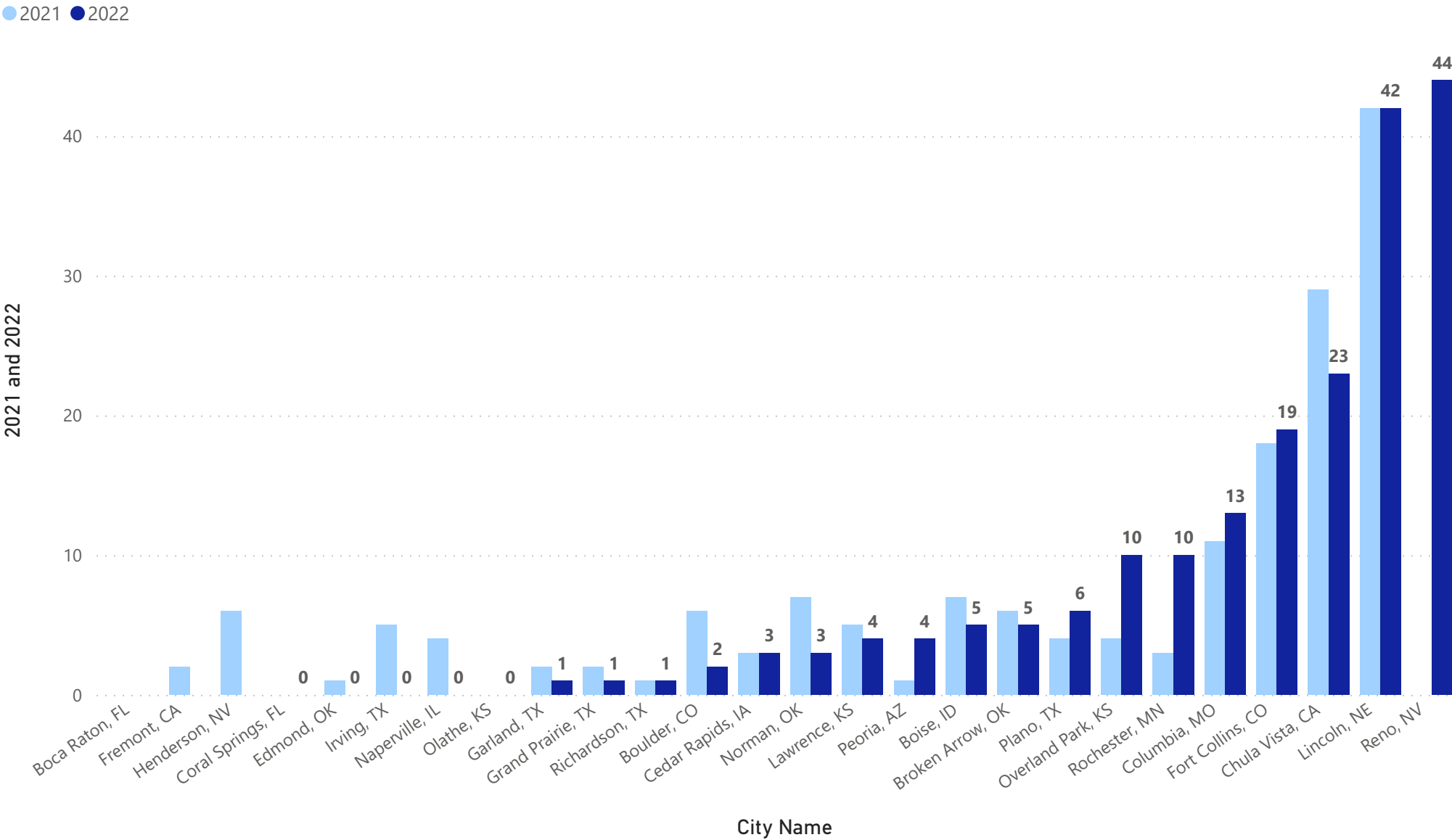
City Name	2021	2022
Boise, ID	14.00	13.00
Boulder, CO	6.00	4.00
Broken Arrow, OK	26.00	16.00
Cedar Rapids, IA	149.00	170.00
Chula Vista, CA	231.00	194.00
Columbia, MO	185.00	202.00
Coral Springs, FL	26.00	23.00
Edmond, OK	5.00	7.00
Fort Collins, CO	107.00	153.00
Fremont, CA	142.00	137.00
Garland, TX	70.00	74.00
Grand Prairie, TX	46.00	20.00
Henderson, NV	720.00	
Irving, TX	118.00	101.00
Lawrence, KS	3.00	
Lincoln, NE	133.00	150.00
Naperville, IL	106.00	159.00
Norman, OK	39.00	32.00
Olathe, KS	131.00	219.00
Overland Park, KS	277.00	188.00
Peoria, AZ	42.00	64.00
Plano, TX	39.00	24.00
Reno, NV		249.00
Richardson, TX	8.00	9.00
Rochester, MN	86.00	67.00
Average	112.88	98.91

● 2021 ● 2022



Intermediate Weapon - RTR

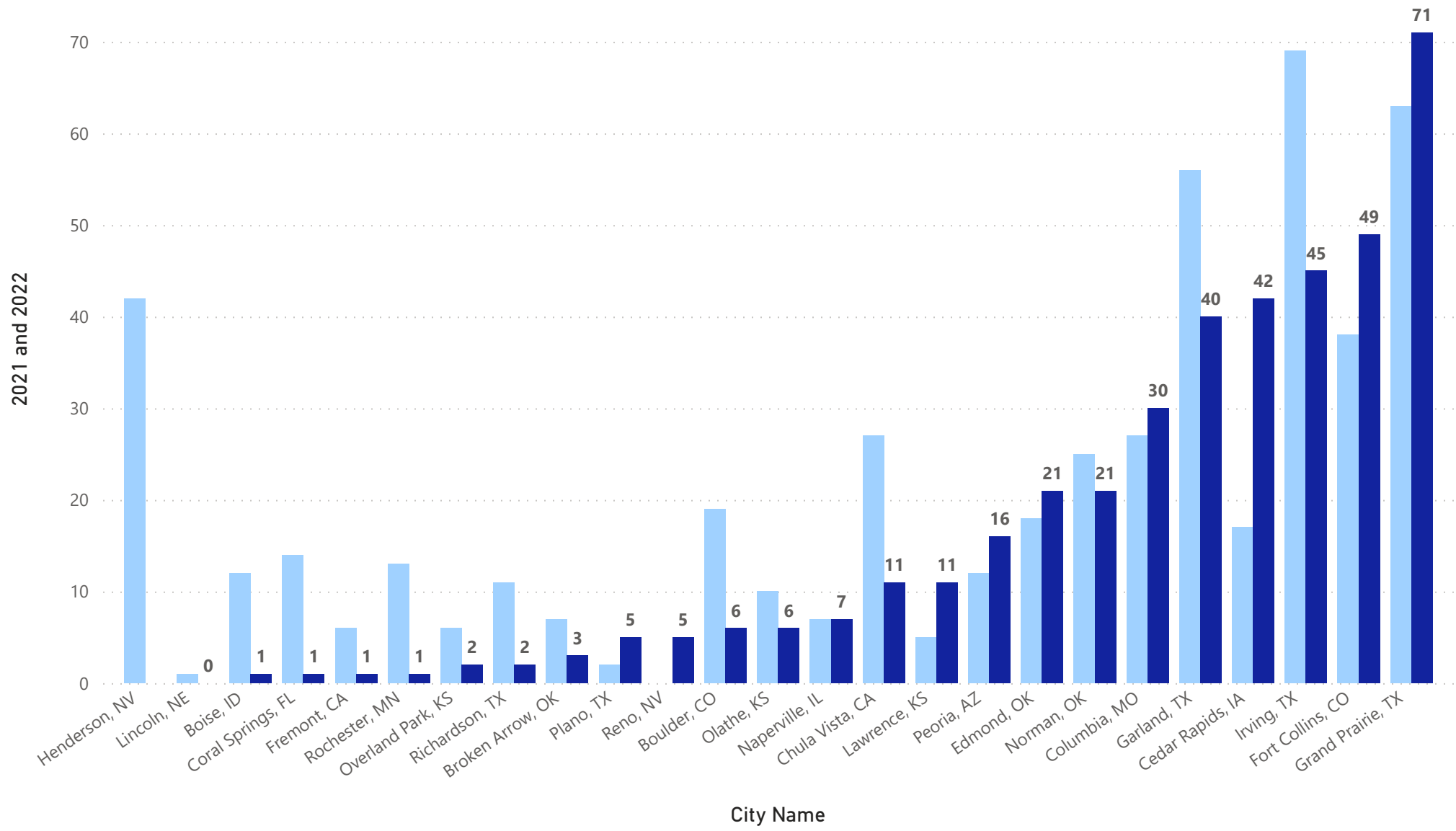
City Name	2021	2022
Boise, ID	7.00	5.00
Boulder, CO	6.00	2.00
Broken Arrow, OK	6.00	5.00
Cedar Rapids, IA	3.00	3.00
Chula Vista, CA	29.00	23.00
Columbia, MO	11.00	13.00
Coral Springs, FL		0.00
Edmond, OK	1.00	0.00
Fort Collins, CO	18.00	19.00
Fremont, CA	2.00	
Garland, TX	2.00	1.00
Grand Prairie, TX	2.00	1.00
Henderson, NV	6.00	
Irving, TX	5.00	0.00
Lawrence, KS	5.00	4.00
Lincoln, NE	42.00	42.00
Naperville, IL	4.00	0.00
Norman, OK	7.00	3.00
Olathe, KS	0.00	0.00
Overland Park, KS	4.00	10.00
Peoria, AZ	1.00	4.00
Plano, TX	4.00	6.00
Reno, NV		44.00
Richardson, TX	1.00	1.00
Rochester, MN	3.00	10.00
Average	7.35	8.52



Impact Weapon - RTR

City Name	2021	2022
Boise, ID	12.00	1.00
Boulder, CO	19.00	6.00
Broken Arrow, OK	7.00	3.00
Cedar Rapids, IA	17.00	42.00
Chula Vista, CA	27.00	11.00
Columbia, MO	27.00	30.00
Coral Springs, FL	14.00	1.00
Edmond, OK	18.00	21.00
Fort Collins, CO	38.00	49.00
Fremont, CA	6.00	1.00
Garland, TX	56.00	40.00
Grand Prairie, TX	63.00	71.00
Henderson, NV	42.00	
Irving, TX	69.00	45.00
Lawrence, KS	5.00	11.00
Lincoln, NE	1.00	0.00
Naperville, IL	7.00	7.00
Norman, OK	25.00	21.00
Olathe, KS	10.00	6.00
Overland Park, KS	6.00	2.00
Peoria, AZ	12.00	16.00
Plano, TX	2.00	5.00
Reno, NV		5.00
Richardson, TX	11.00	2.00
Rochester, MN	13.00	1.00
Average	21.13	16.54

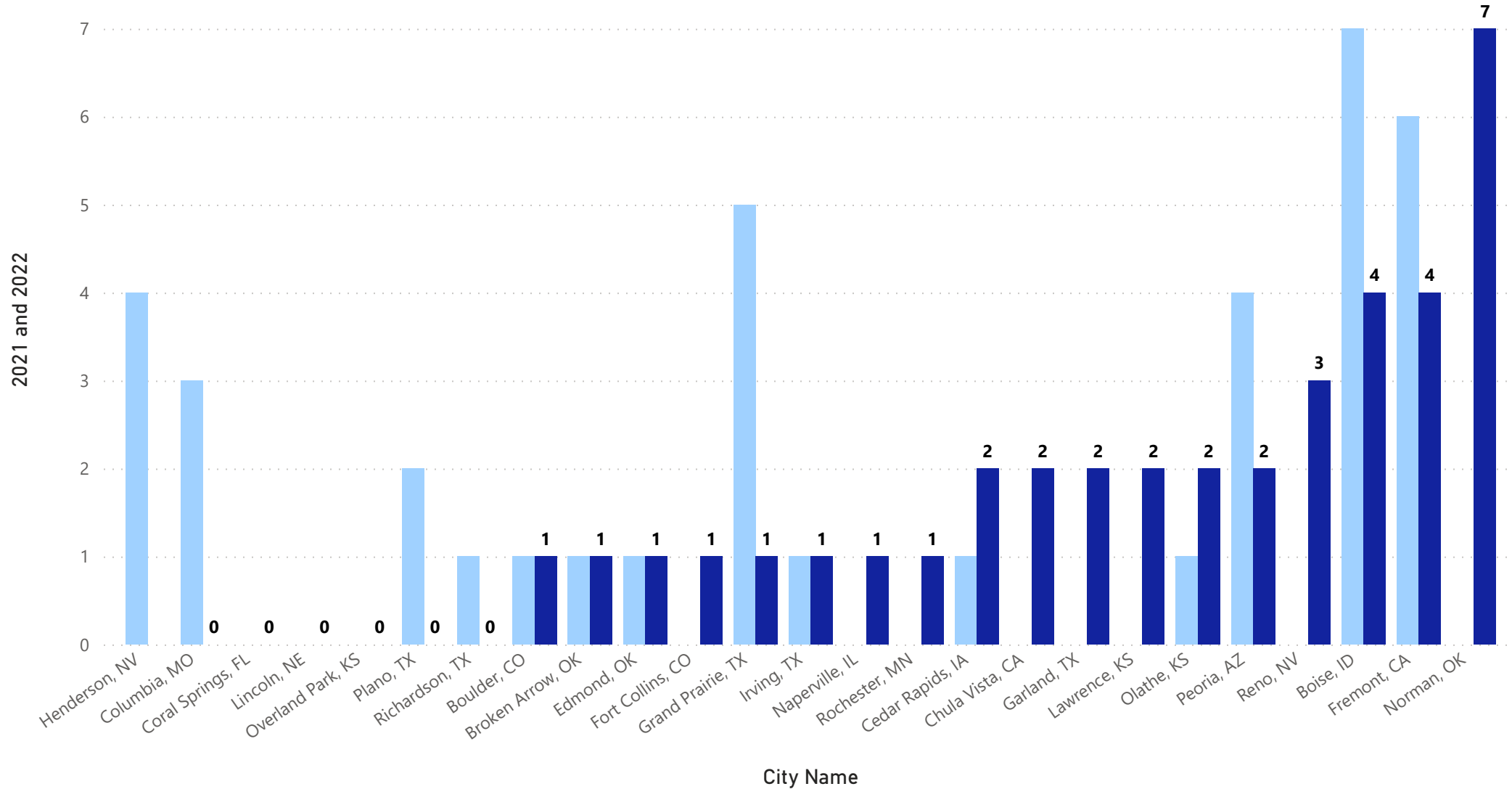
● 2021 ● 2022



Lethal Force - RTR

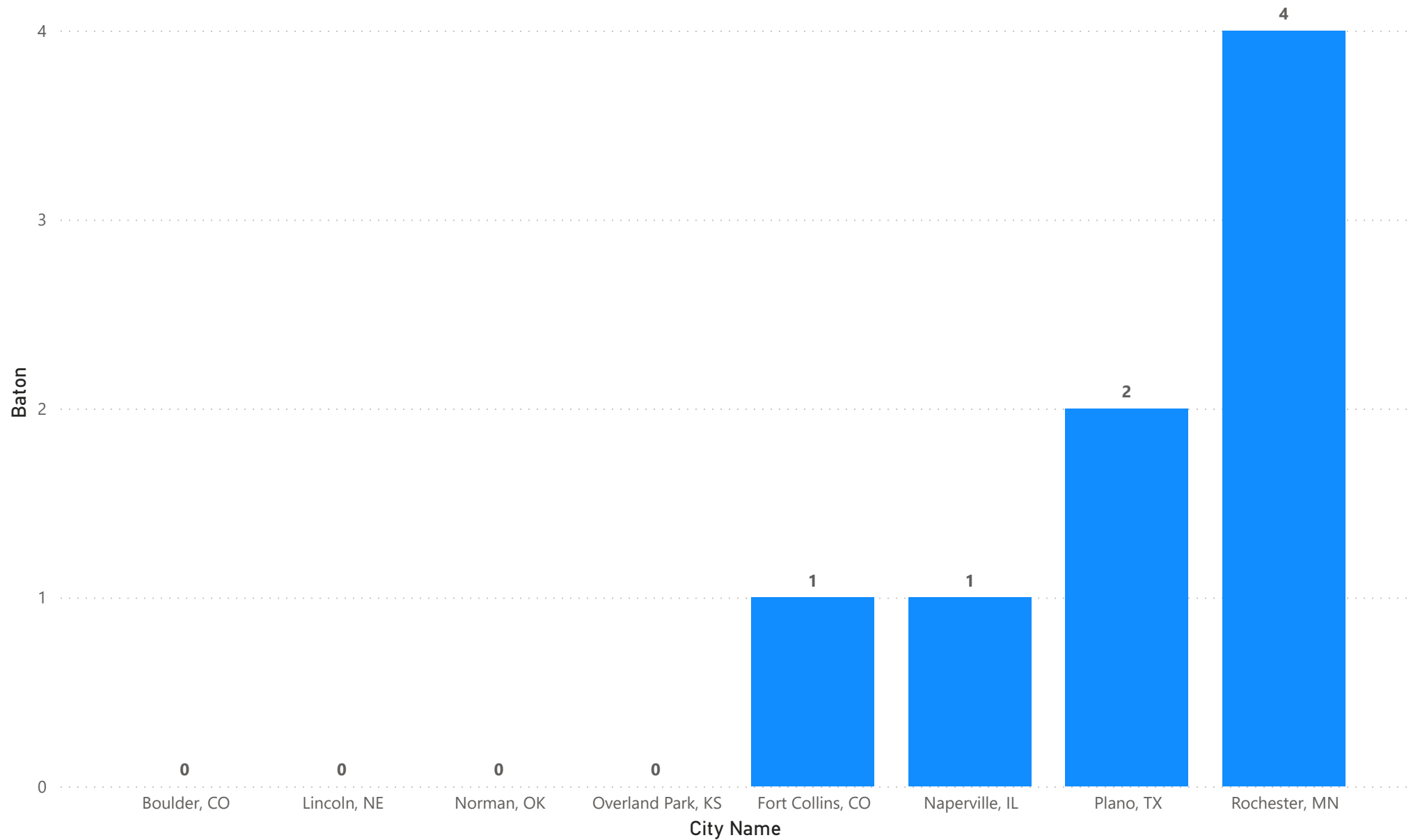
City Name	2021	2022
Boise, ID	7.00	4.00
Boulder, CO	1.00	1.00
Broken Arrow, OK	1.00	1.00
Cedar Rapids, IA	1.00	2.00
Chula Vista, CA	0.00	2.00
Columbia, MO	3.00	0.00
Coral Springs, FL	0.00	0.00
Edmond, OK	1.00	1.00
Fort Collins, CO	0.00	1.00
Fremont, CA	6.00	4.00
Garland, TX	0.00	2.00
Grand Prairie, TX	5.00	1.00
Henderson, NV	4.00	
Irving, TX	1.00	1.00
Lawrence, KS	0.00	2.00
Lincoln, NE	0.00	0.00
Naperville, IL	0.00	1.00
Norman, OK	0.00	7.00
Olathe, KS	1.00	2.00
Overland Park, KS	0.00	0.00
Peoria, AZ	4.00	2.00
Plano, TX	2.00	0.00
Reno, NV		3.00
Richardson, TX	1.00	0.00
Rochester, MN	0.00	1.00
Average	1.58	1.58

● 2021 ● 2022



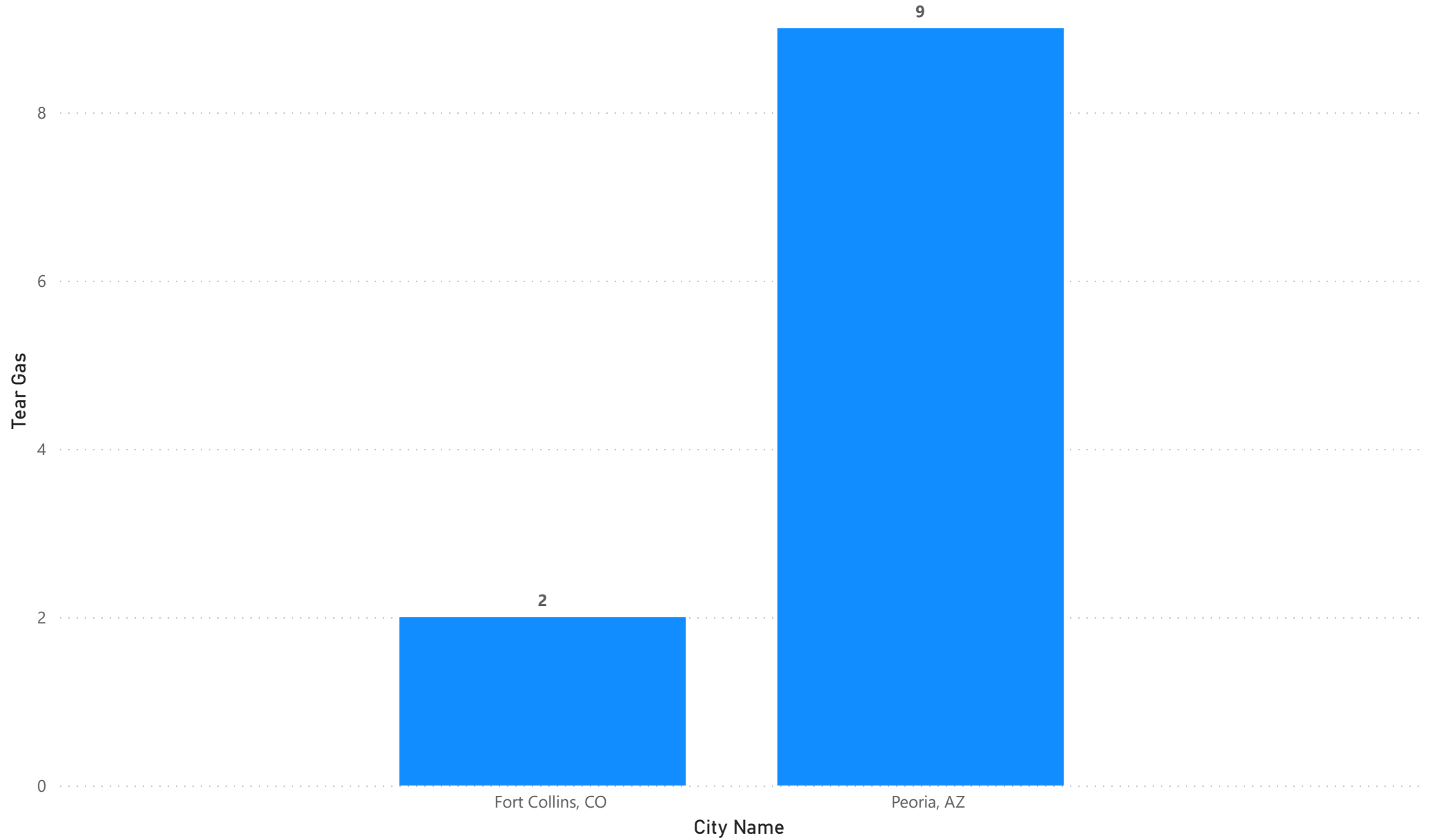
Number of Times Baton (Deployment or Used)

City Name	2022
Boulder, CO	0
Fort Collins, CO	1
Lincoln, NE	0
Naperville, IL	1
Norman, OK	0
Overland Park, KS	0
Plano, TX	2
Rochester, MN	4
AVERAGE	1



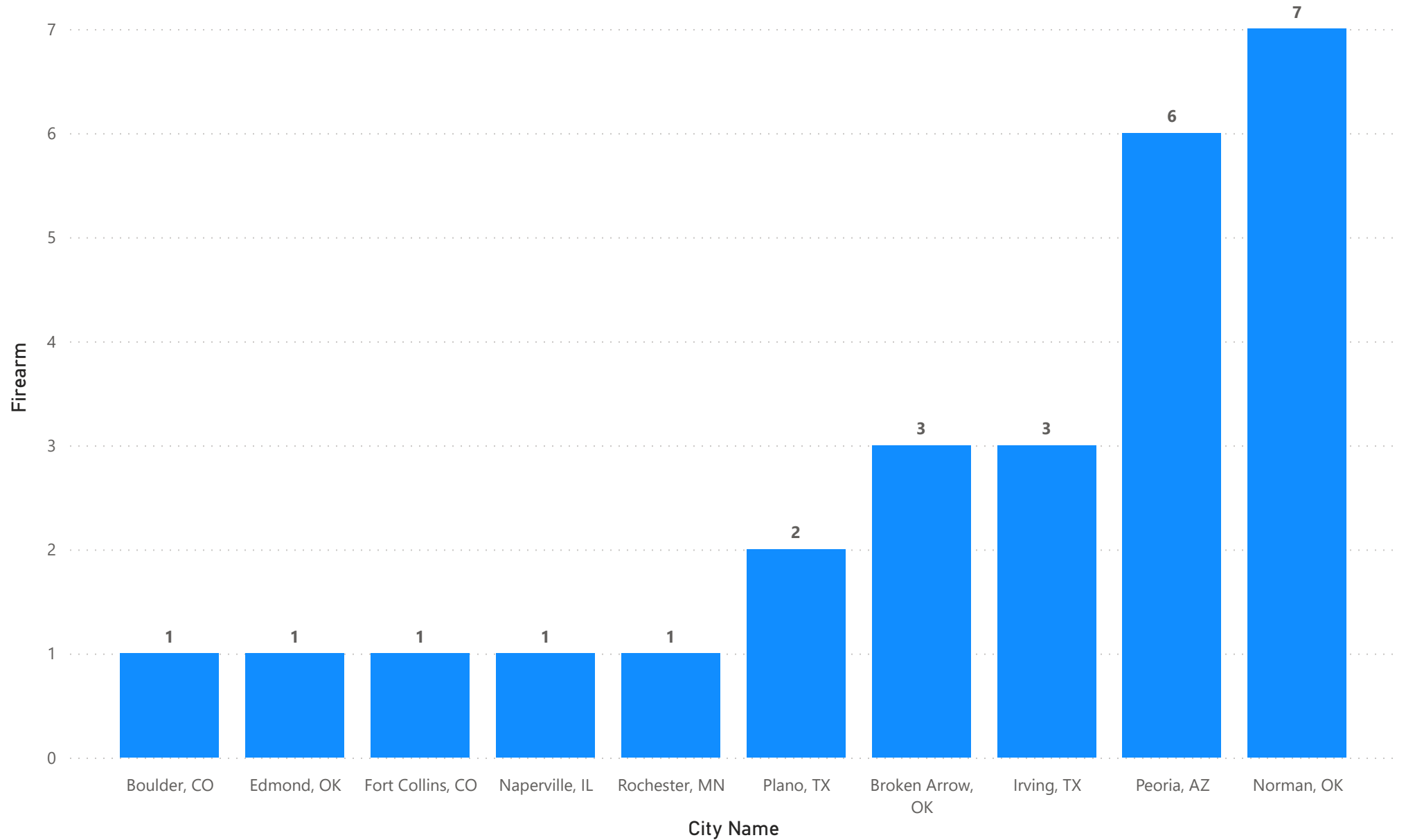
Tear Gas (Spray or Projectile)

City Name	2022
Fort Collins, CO	2
Peoria, AZ	9
AVERAGE	6



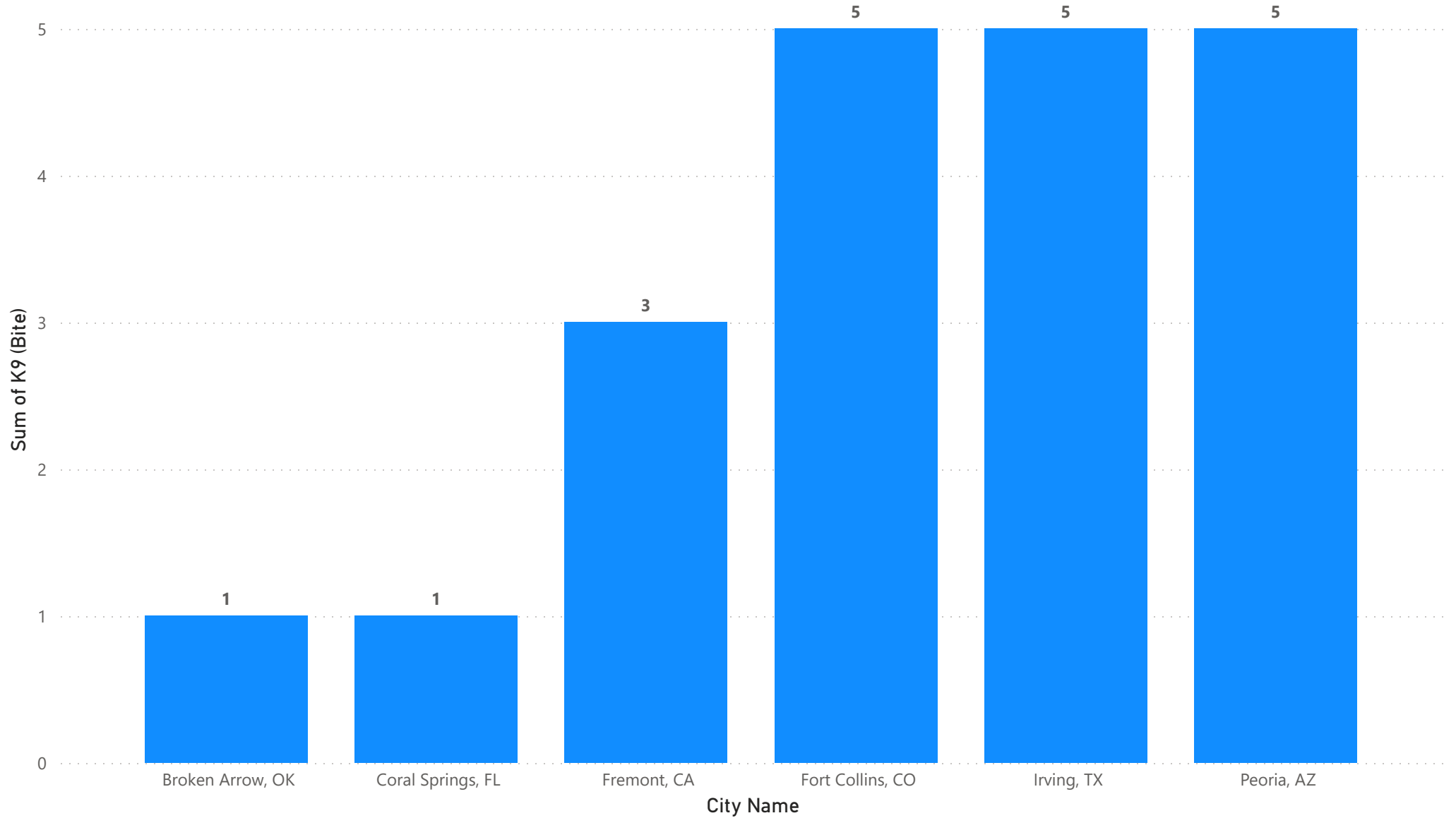
Firearm

City Name	2022
Boulder, CO	1
Broken Arrow, OK	3
Edmond, OK	1
Fort Collins, CO	1
Irving, TX	3
Naperville, IL	1
Norman, OK	7
Peoria, AZ	6
Plano, TX	2
Rochester, MN	1
AVERAGE	3



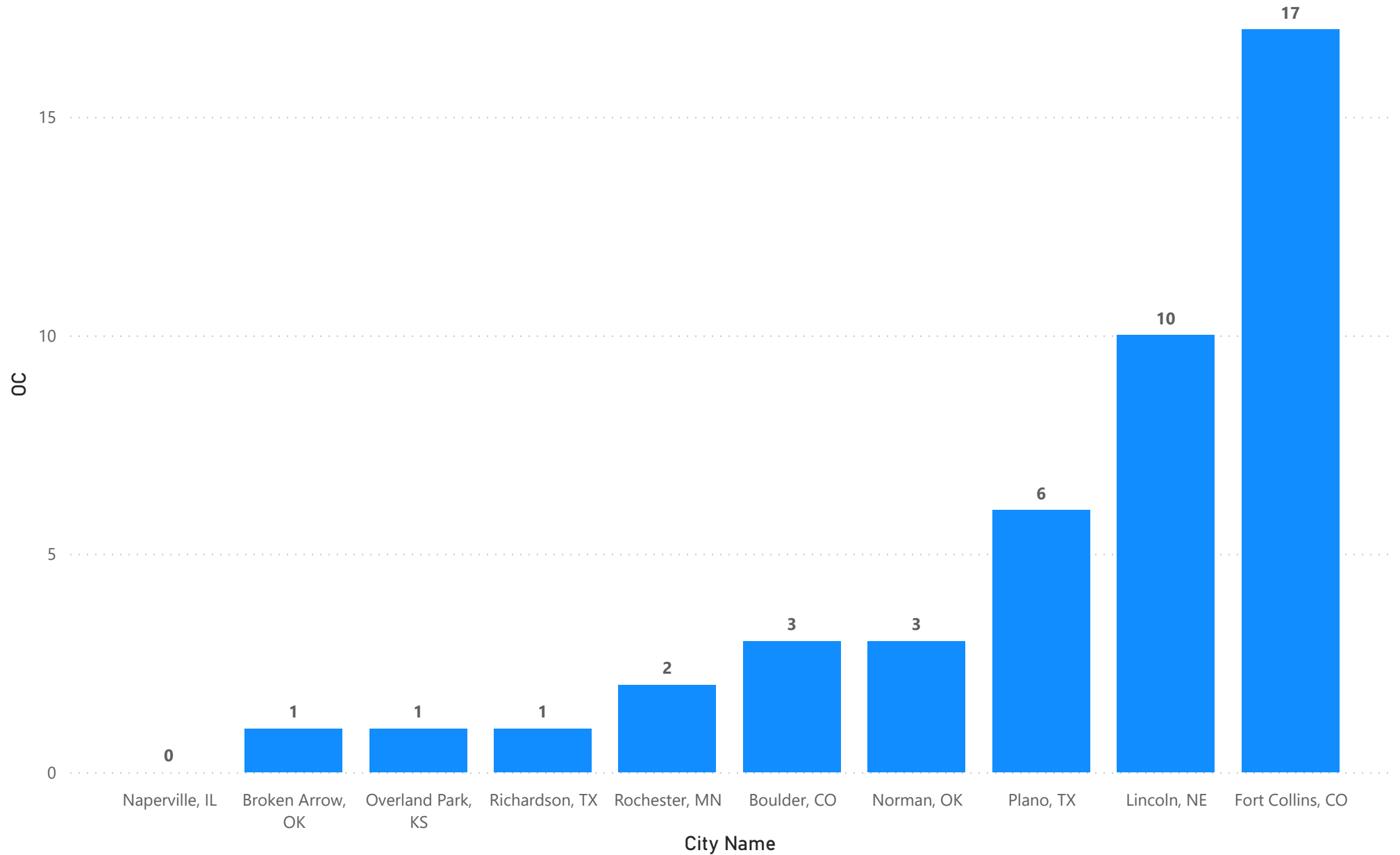
K9 (Bite)

City Name	2022
Broken Arrow, OK	1
Coral Springs, FL	1
Fort Collins, CO	5
Fremont, CA	3
Irving, TX	5
Peoria, AZ	5
AVERAGE	3



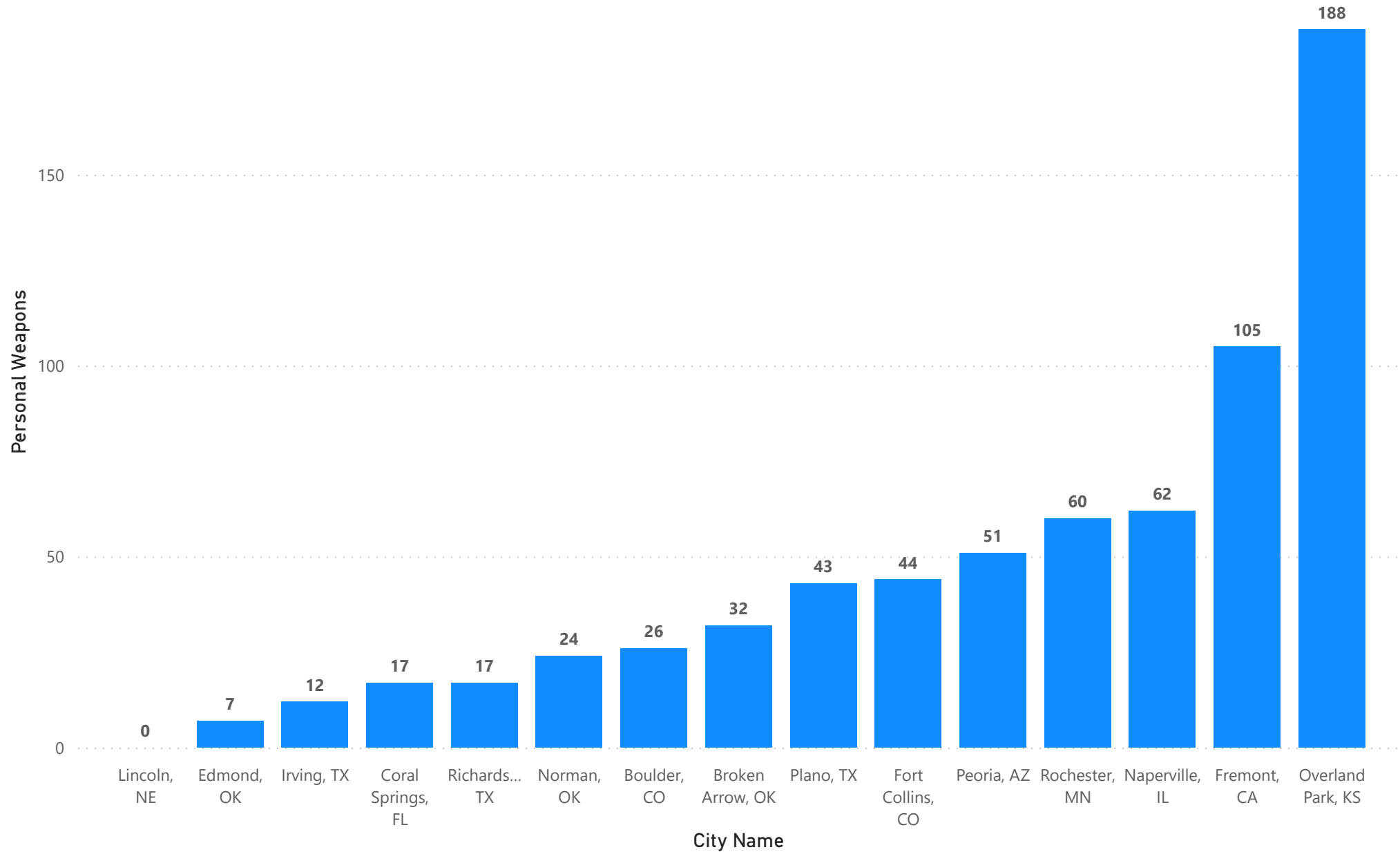
OC (Spray, Foam, Projectile)

City Name	2022
Boulder, CO	3
Broken Arrow, OK	1
Fort Collins, CO	17
Lincoln, NE	10
Norman, OK	3
Overland Park, KS	1
Plano, TX	6
Richardson, TX	1
Rochester, MN	2
AVERAGE	5



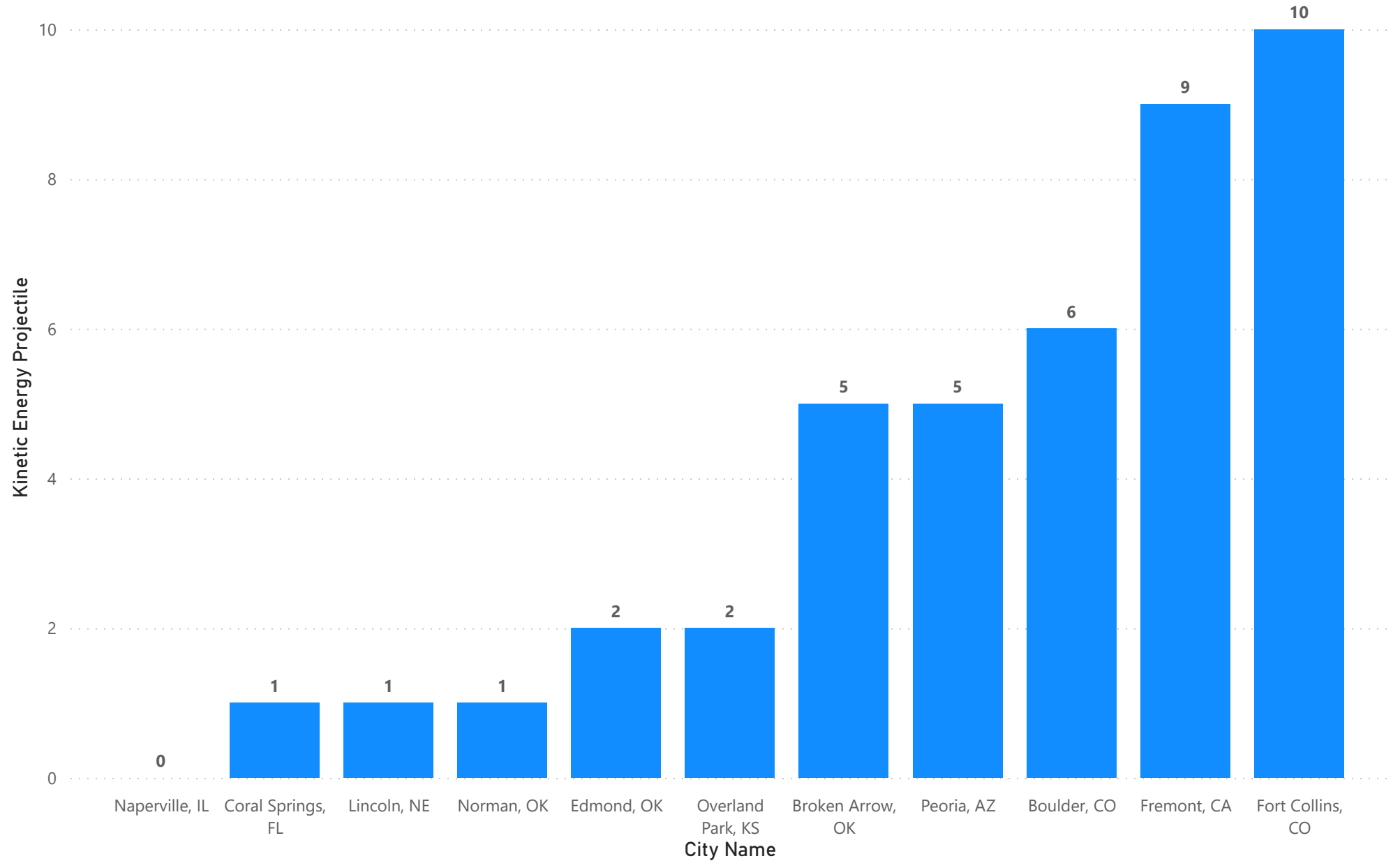
Personal Weapons

City Name	2022
Boulder, CO	26
Broken Arrow, OK	32
Coral Springs, FL	17
Edmond, OK	7
Fort Collins, CO	44
Fremont, CA	105
Irving, TX	12
Naperville, IL	62
Norman, OK	24
Overland Park, KS	188
Peoria, AZ	51
Plano, TX	43
Richardson, TX	17
Rochester, MN	60
AVERAGE	49



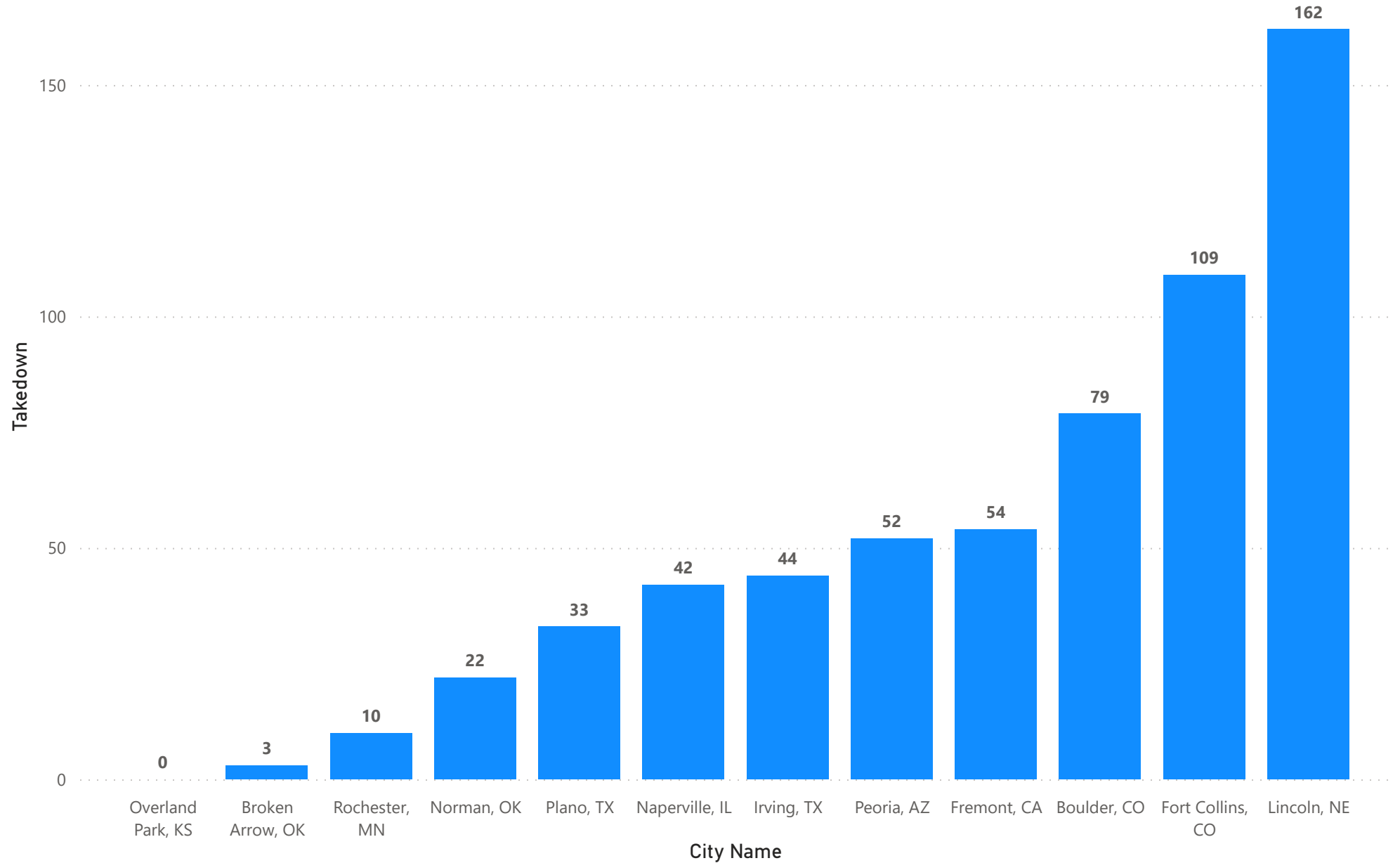
Kinetic Energy Projectile

City Name	2022
Boulder, CO	6
Broken Arrow, OK	5
Coral Springs, FL	1
Edmond, OK	2
Fort Collins, CO	10
Fremont, CA	9
Lincoln, NE	1
Norman, OK	1
Overland Park, KS	2
Peoria, AZ	5
AVERAGE	4



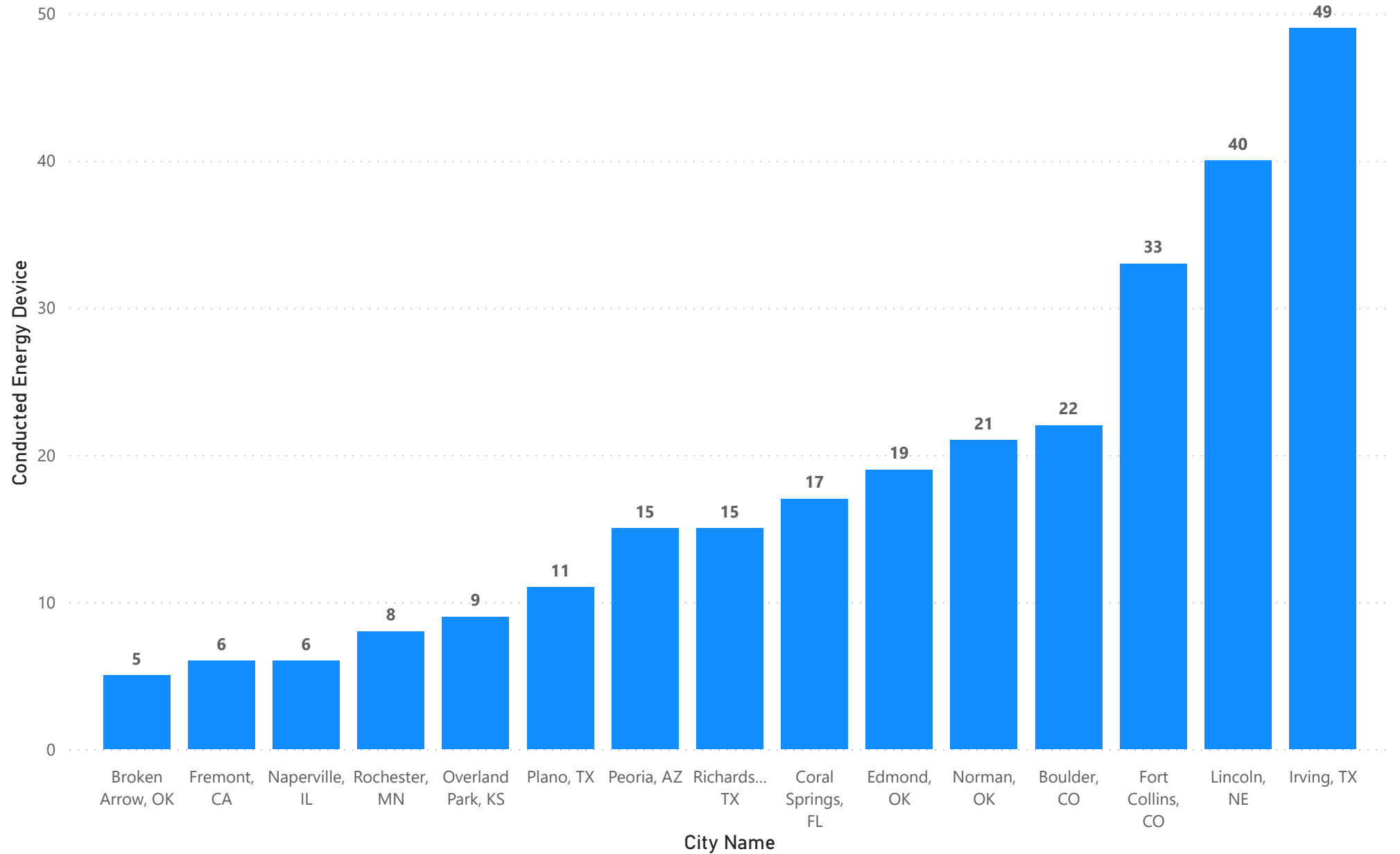
Takedown

City Name	2022
Boulder, CO	79
Broken Arrow, OK	3
Fort Collins, CO	109
Fremont, CA	54
Irving, TX	44
Lincoln, NE	162
Naperville, IL	42
Norman, OK	22
Peoria, AZ	52
Plano, TX	33
Rochester, MN	10
AVERAGE	55



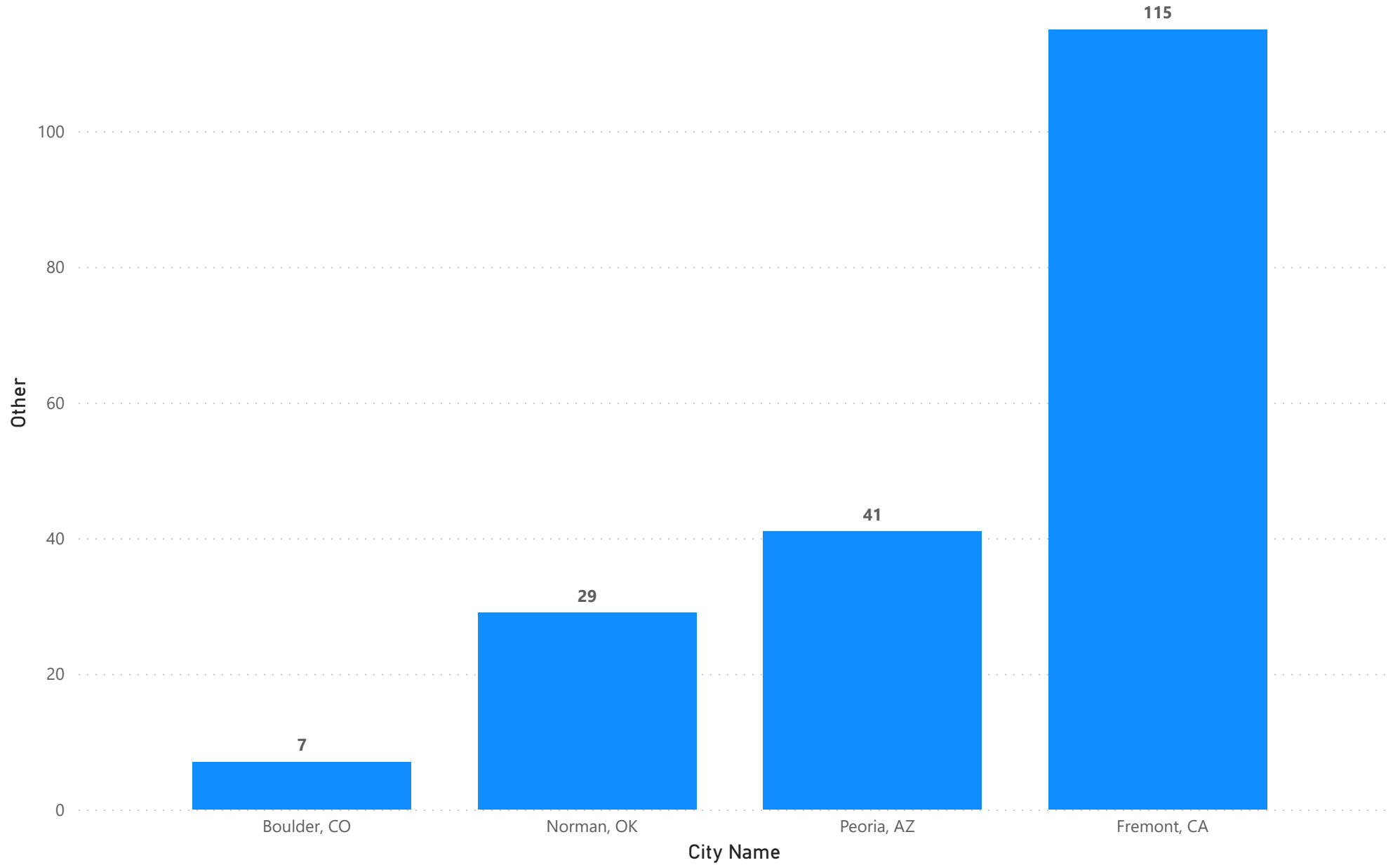
Conducted Energy Device

City Name	2022
Boulder, CO	22
Broken Arrow, OK	5
Coral Springs, FL	17
Edmond, OK	19
Fort Collins, CO	33
Fremont, CA	6
Irving, TX	49
Lincoln, NE	40
Naperville, IL	6
Norman, OK	21
Overland Park, KS	9
Peoria, AZ	15
Plano, TX	11
Richardson, TX	15
Rochester, MN	8
AVERAGE	18



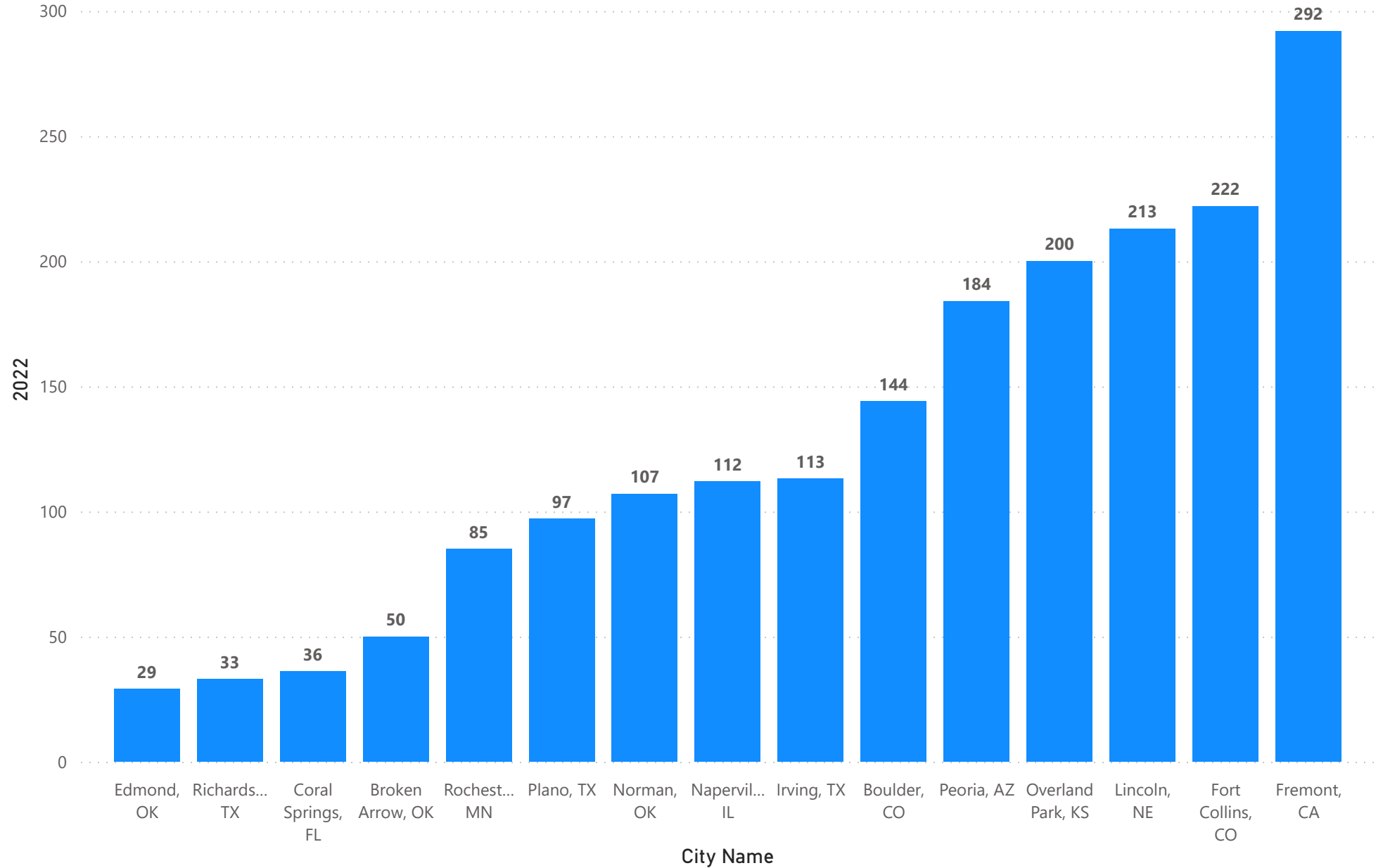
Other

City Name	2022
Boulder, CO	7
Fremont, CA	115
Norman, OK	29
Peoria, AZ	41
AVERAGE	48



Total Use of Force

City Name	2022
Boulder, CO	144
Broken Arrow, OK	50
Coral Springs, FL	36
Edmond, OK	29
Fort Collins, CO	222
Fremont, CA	292
Irving, TX	113
Lincoln, NE	213
Naperville, IL	112
Norman, OK	107
Overland Park, KS	200
Peoria, AZ	184
Plano, TX	97
Richardson, TX	33
Rochester, MN	85
AVERAGE	128



Total Incidents your Agency Had That Involved Use of Force

City Name	2022
Boulder, CO	93
Fremont, CA	96
Norman, OK	56
Peoria, AZ	91
AVERAGE	84

