



Benchmark City Survey - 2022 Data

Background

The Benchmark City Survey was originally designed in 1997 by a core group of Police Chiefs from around the country. These Chiefs sought to establish a measurement tool to help ensure their departments were providing the best service possible within their respective community.

The survey provides a wide range of information about each department. With that information, the participating agencies can set better goals and objectives, and then compare their performance in the various areas.

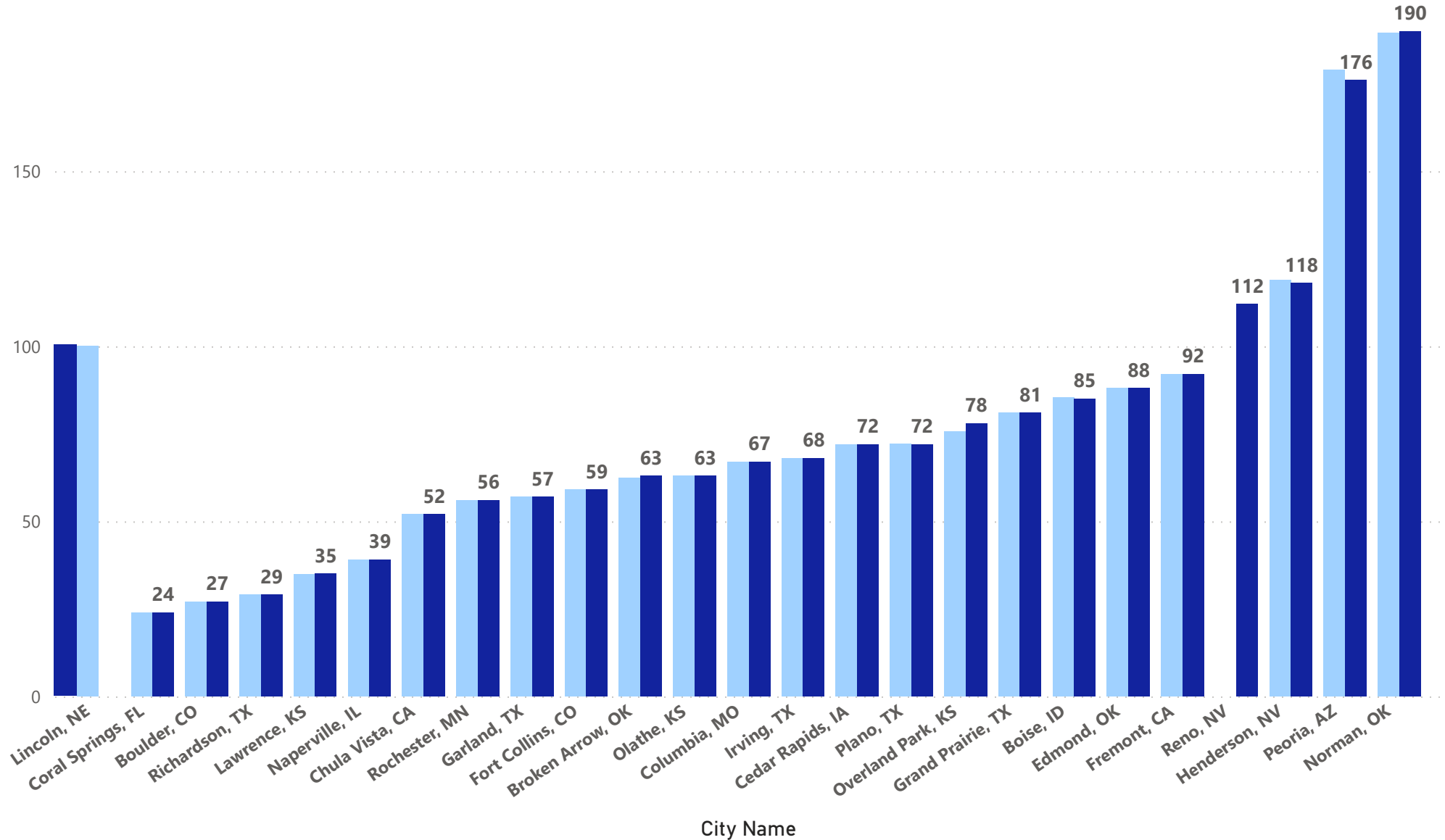
The Overland Park, Kansas Police Department has continued to take the lead in compiling the survey results. This year the Olathe, Kansas Police Department made the final BCS Report available to all participants at the annual Summit hosted by the Fremont, California Police Department.

Please refer general survey questions to Senior Crime Analyst Darcy Boorem at the OPPD, darcy.boorem@opkansas.org. Please contact Paras Marwaha with the OPD with questions about the Report presentation, pmarwaha@olatheks.org.

2022 Conference Dashboard- Square Miles

City Name	2021	2022
Boise, ID	85.3	85.0
Boulder, CO	27.0	27.0
Broken Arrow, OK	62.5	63.0
Cedar Rapids, IA	72.0	72.0
Chula Vista, CA	52.0	52.0
Columbia, MO	67.0	67.0
Coral Springs, FL	24.0	24.0
Edmond, OK	88.0	88.0
Fort Collins, CO	59.0	59.0
Fremont, CA	92.0	92.0
Garland, TX	57.0	57.0
Grand Prairie, TX	81.0	81.0
Henderson, NV	119.0	118.0
Irving, TX	68.0	68.0
Lawrence, KS	34.9	35.0
Lincoln, NE	100.2	100.4
Naperville, IL	39.0	39.0
Norman, OK	189.5	189.5
Olathe, KS	63.0	63.2
Overland Park, KS	75.7	78.0
Peoria, AZ	179.0	176.1
Plano, TX	72.0	72.0
Richardson, TX	29.0	29.0
Rochester, MN	56.0	56.0
AVERAGE	74.7	75

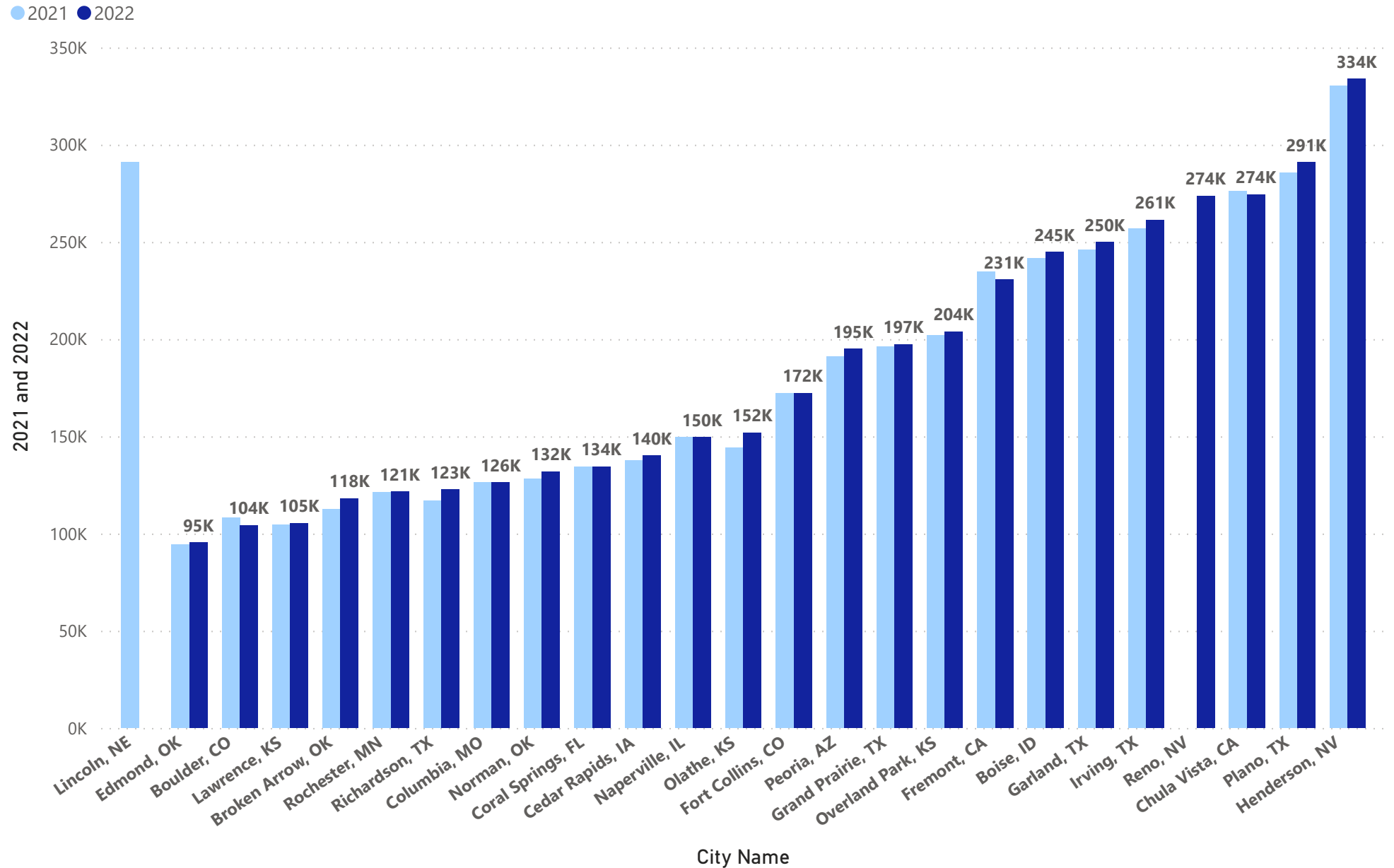
● 2021 ● 2022



Population

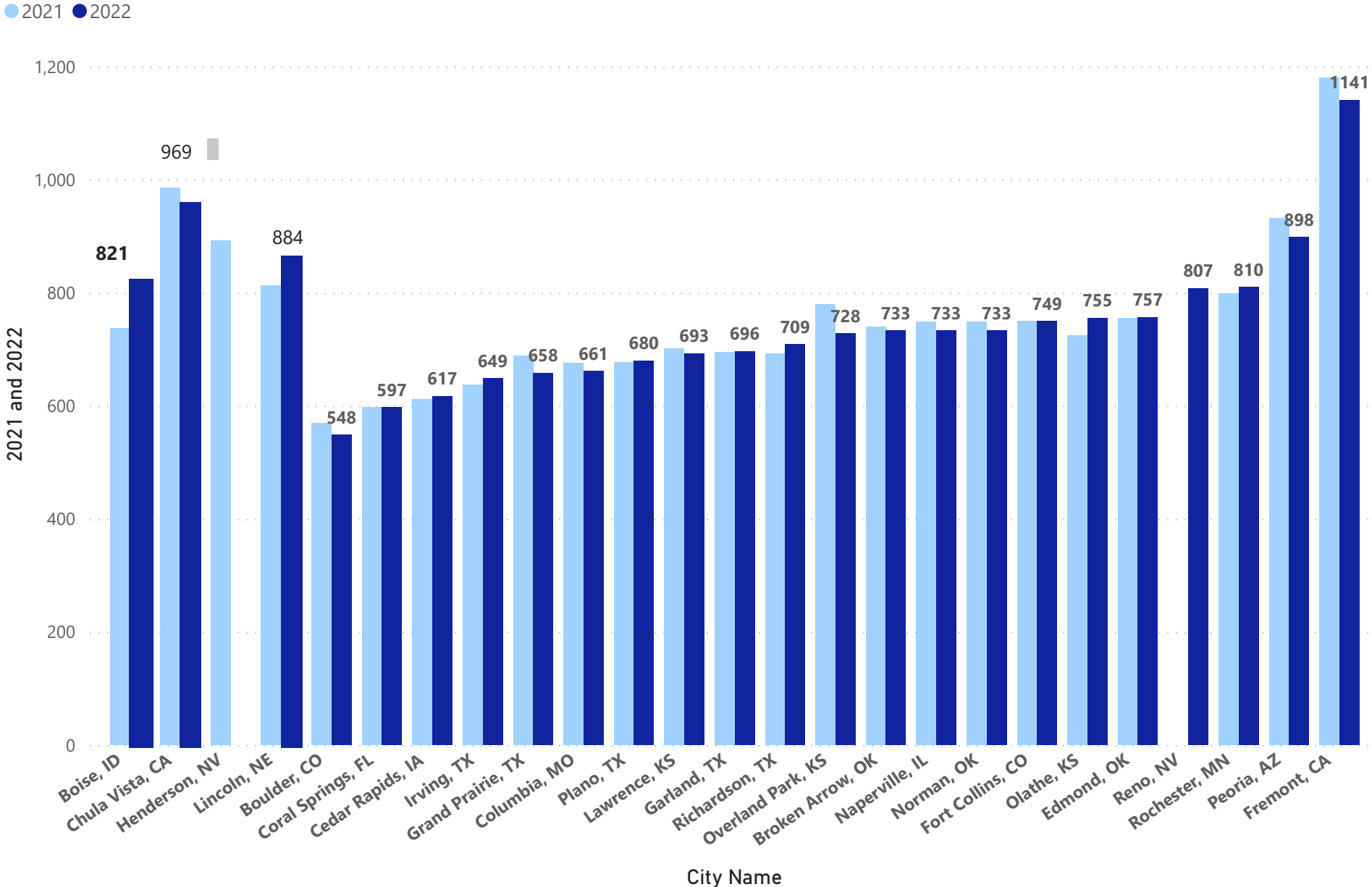
City Name	2021	2022
Boise, ID	241,590	244687
Boulder, CO	108,250	104175
Broken Arrow, OK	112,458	117947
Cedar Rapids, IA	137,710	139986
Chula Vista, CA	276,060	274449
Columbia, MO	126,254	126254
Coral Springs, FL	134,394	134394
Edmond, OK	94,428	95341
Fort Collins, CO	172,321	172321
Fremont, CA	234,829	230504
Garland, TX	246,018	249908
Grand Prairie, TX	196,100	197347
Henderson, NV	330,258	333755
Irving, TX	256,685	261350
Lawrence, KS	104,459	105295
Lincoln, NE	291,082	296287
Naperville, IL	149,540	149540
Norman, OK	128,026	131896
Olathe, KS	144,121	151780
Overland Park, KS	201,870	203780
Peoria, AZ	190,985	194917
Plano, TX	285,494	290850
Richardson, TX	117,050	122570
Rochester, MN	121,395	121465

AVERAGE **183,391** **188,980**



Number of Citizens Per Officer

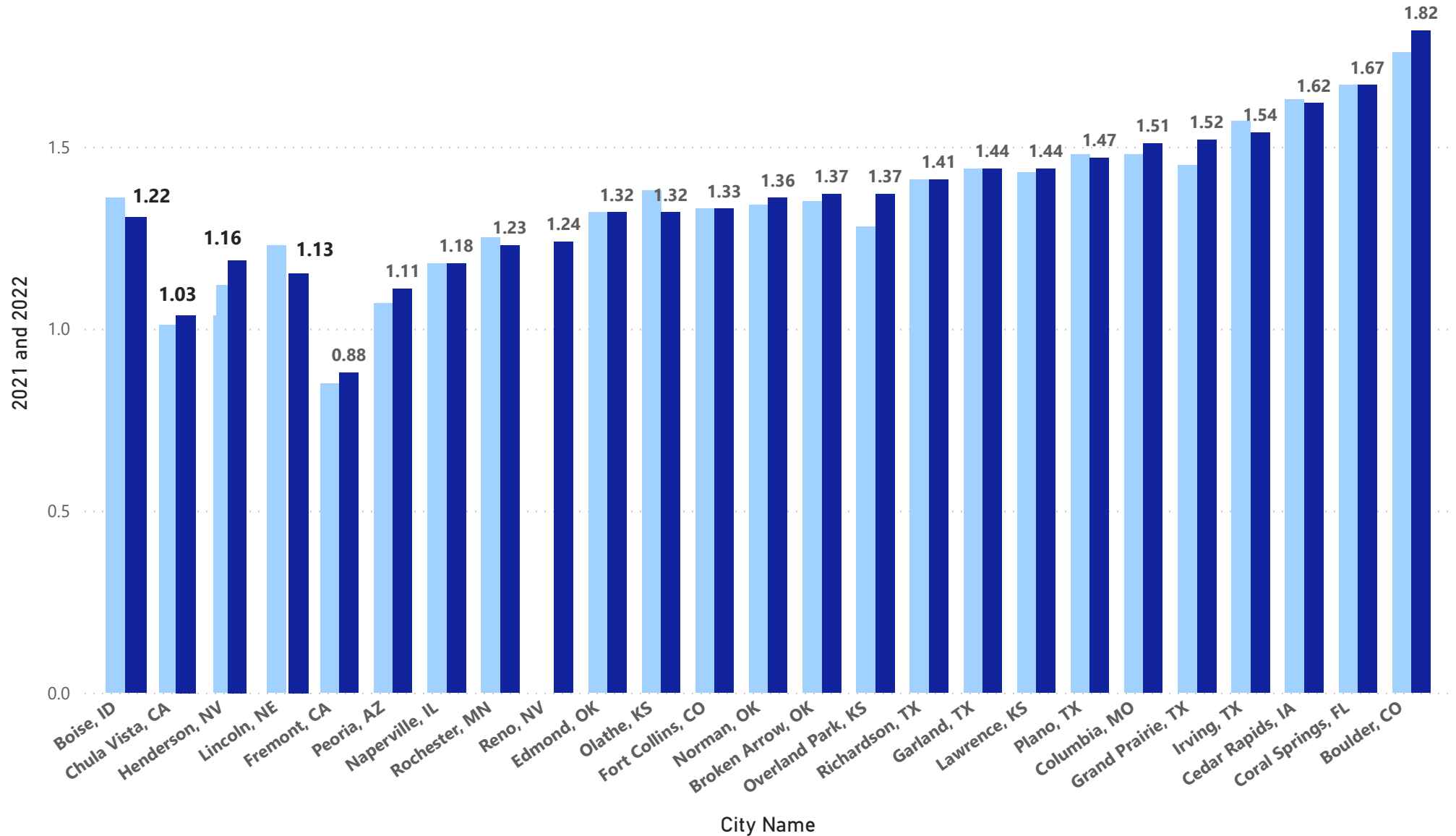
City Name	2021	2022
Boise, ID	736.55	821.10
Boulder, CO	569.74	548.29
Broken Arrow, OK	739.86	732.59
Cedar Rapids, IA	612.04	616.68
Chula Vista, CA	985.93	969.78
Columbia, MO	675.16	661.02
Coral Springs, FL	597.31	597.31
Edmond, OK	755.42	756.67
Fort Collins, CO	749.22	749.22
Fremont, CA	1,180.05	862.42
Garland, TX	694.97	696.12
Grand Prairie, TX	688.07	657.82
Henderson, NV	892.59	
Irving, TX	636.94	648.51
Lawrence, KS	701.07	692.73
Lincoln, NE	813.08	884.44
Naperville, IL	748.69	732.76
Norman, OK	748.69	732.76
Olathe, KS	724.23	755.12
Overland Park, KS	779.42	727.79
Peoria, AZ	931.63	898.24
Plano, TX	676.84	679.56
Reno, NV		807.39
Richardson, TX	692.62	708.50
Rochester, MN	798.65	809.77
AVERAGE	755.37	730.95



Number of Officers Per 1,000 Citizens

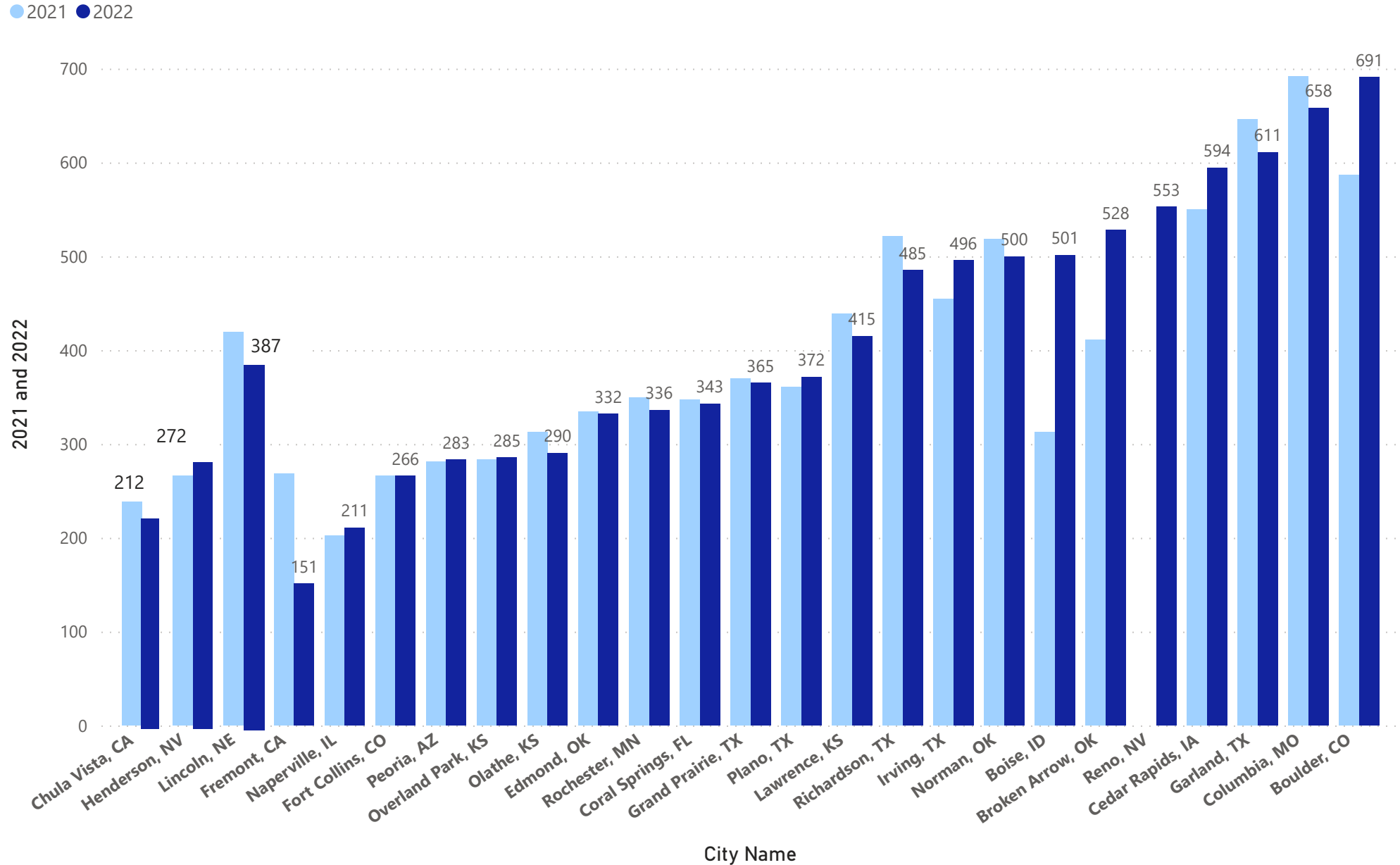
City Name	2021	2022
Boca Raton, FL	2.17	
Boise, ID	1.36	1.22
Boulder, CO	1.76	1.82
Broken Arrow, OK	1.35	1.37
Cedar Rapids, IA	1.63	1.62
Chula Vista, CA	1.01	1.03
Columbia, MO	1.48	1.51
Coral Springs, FL	1.67	1.67
Edmond, OK	1.32	1.32
Fort Collins, CO	1.33	1.33
Fremont, CA	0.85	0.88
Garland, TX	1.44	1.44
Grand Prairie, TX	1.45	1.52
Henderson, NV	1.12	1.16
Irving, TX	1.57	1.54
Lawrence, KS	1.43	1.44
Lincoln, NE	1.23	1.13
Naperville, IL	1.18	1.18
Norman, OK	1.34	1.36
Olathe, KS	1.38	1.32
Overland Park, KS	1.28	1.37
Peoria, AZ	1.07	1.11
Plano, TX	1.48	1.47
Richardson, TX	1.41	1.41
Rochester, MN	1.25	1.23
Savannah, GA	3.63	
Average	1.47	1.35

● 2021 ● 2022



CFS per 1,000 citizens

City Name	2021	2022
Boca Raton, FL	370.11	
Boise, ID	312.80	501.38
Boulder, CO	586.97	690.93
Broken Arrow, OK	410.66	528.02
Cedar Rapids, IA	550.00	594.40
Chula Vista, CA	239.76	212.24
Columbia, MO	691.88	658.22
Coral Springs, FL	347.24	342.68
Edmond, OK	334.28	331.87
Fort Collins, CO	266.17	265.86
Fremont, CA	268.20	151.02
Garland, TX	645.92	610.70
Grand Prairie, TX	370.10	364.87
Henderson, NV	265.87	272.41
Irving, TX	454.91	495.66
Lawrence, KS	438.61	414.83
Lincoln, NE	419.47	387.84
Naperville, IL	202.44	210.72
Norman, OK	518.46	499.91
Olathe, KS	312.47	290.45
Overland Park, KS	283.33	285.33
Peoria, AZ	280.97	283.24
Plano, TX	360.37	371.60
Richardson, TX	521.10	484.98
Rochester, MN	349.30	335.91
Savannah, GA	887.96	

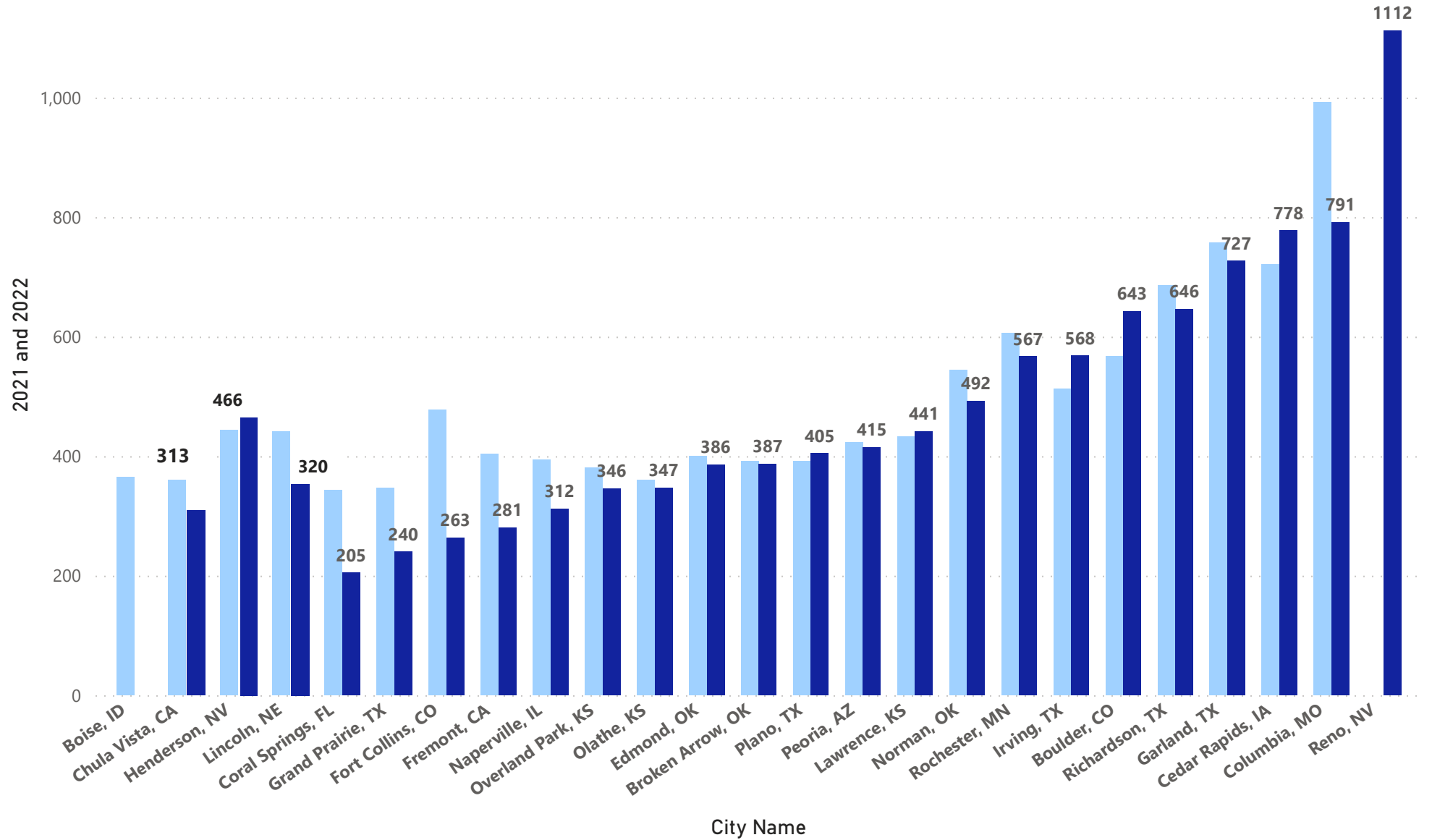


Average	411	405
----------------	------------	------------

CFS Per 1st Responder

City Name	2021	2022
Boca Raton, FL	213.52	
Boise, ID	365.07	
Boulder, CO	567.32	642.66
Broken Arrow, OK	391.37	386.82
Cedar Rapids, IA	721.33	777.64
Chula Vista, CA	359.72	313.17
Columbia, MO	992.64	791.46
Coral Springs, FL	343.14	204.68
Edmond, OK	399.56	385.87
Fort Collins, CO	477.77	263.29
Fremont, CA	403.72	280.73
Garland, TX	756.71	726.75
Grand Prairie, TX	347.26	240.02
Henderson, NV	443.46	466.24
Irving, TX	512.14	568.16
Lawrence, KS	432.24	441.21
Lincoln, NE	440.79	320.99
Naperville, IL	393.91	311.99
Norman, OK	544.07	492.06
Olathe, KS	360.26	347.12
Overland Park, KS	381.15	346.10
Peoria, AZ	422.54	415.11
Plano, TX	391.74	404.79
Richardson, TX	685.34	646.13
Rochester, MN	605.76	566.68
Savannah, GA	284.65	

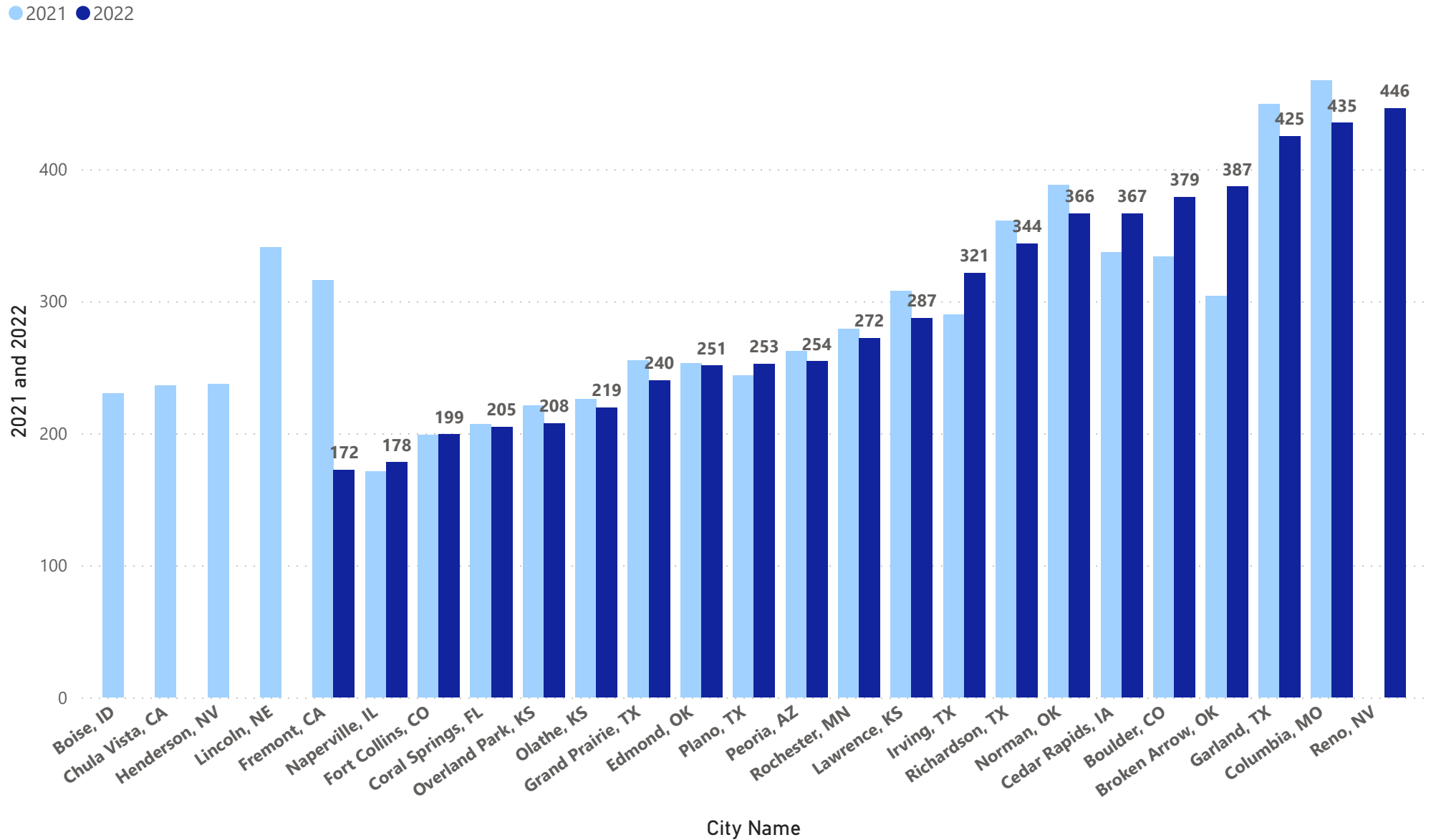
● 2021 ● 2022



Average **470** **477**

CFS Per Authorized Officer

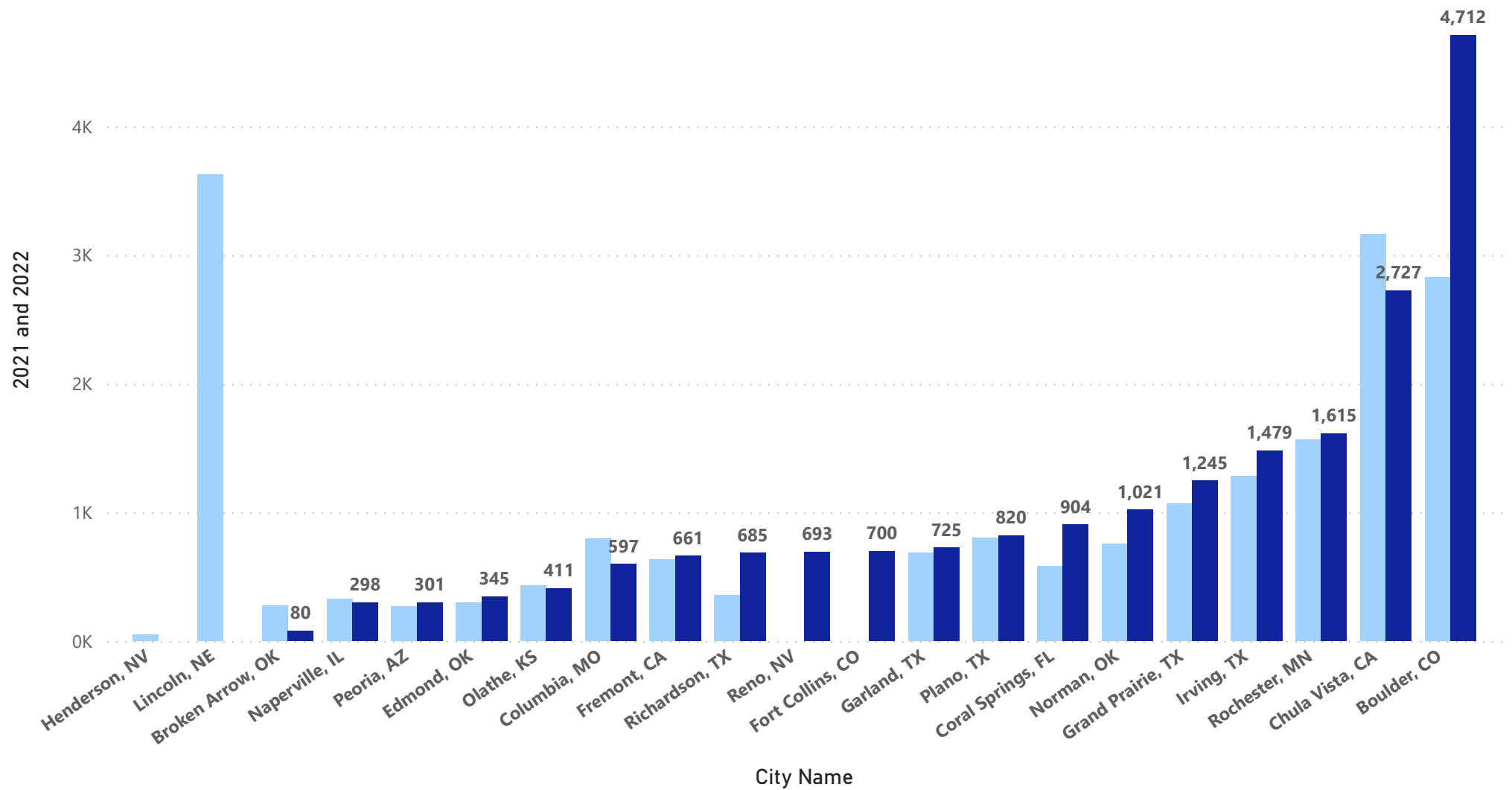
City Name	2021	2022
Boise, ID	230.0	412
Boulder, CO	334.0	379
Broken Arrow, OK	304.0	387
Cedar Rapids, IA	337.0	367
Chula Vista, CA	236.0	206
Columbia, MO	467.0	435
Coral Springs, FL	207.0	205
Edmond, OK	253.0	251
Fort Collins, CO	199.0	199
Fremont, CA	316.0	172
Garland, TX	449.0	425
Grand Prairie, TX	255.0	240
Henderson, NV	237.0	235
Irving, TX	290.0	321
Lawrence, KS	308.0	287
Lincoln, NE	341.0	343
Naperville, IL	171.0	178
Norman, OK	388.0	366
Olathe, KS	226.0	219
Overland Park, KS	221.0	208
Peoria, AZ	262.0	253
Plano, TX	244.0	254
Richardson, TX	361.0	344
Rochester, MN	279.0	272
Average	288	296



Mental Health Crisis

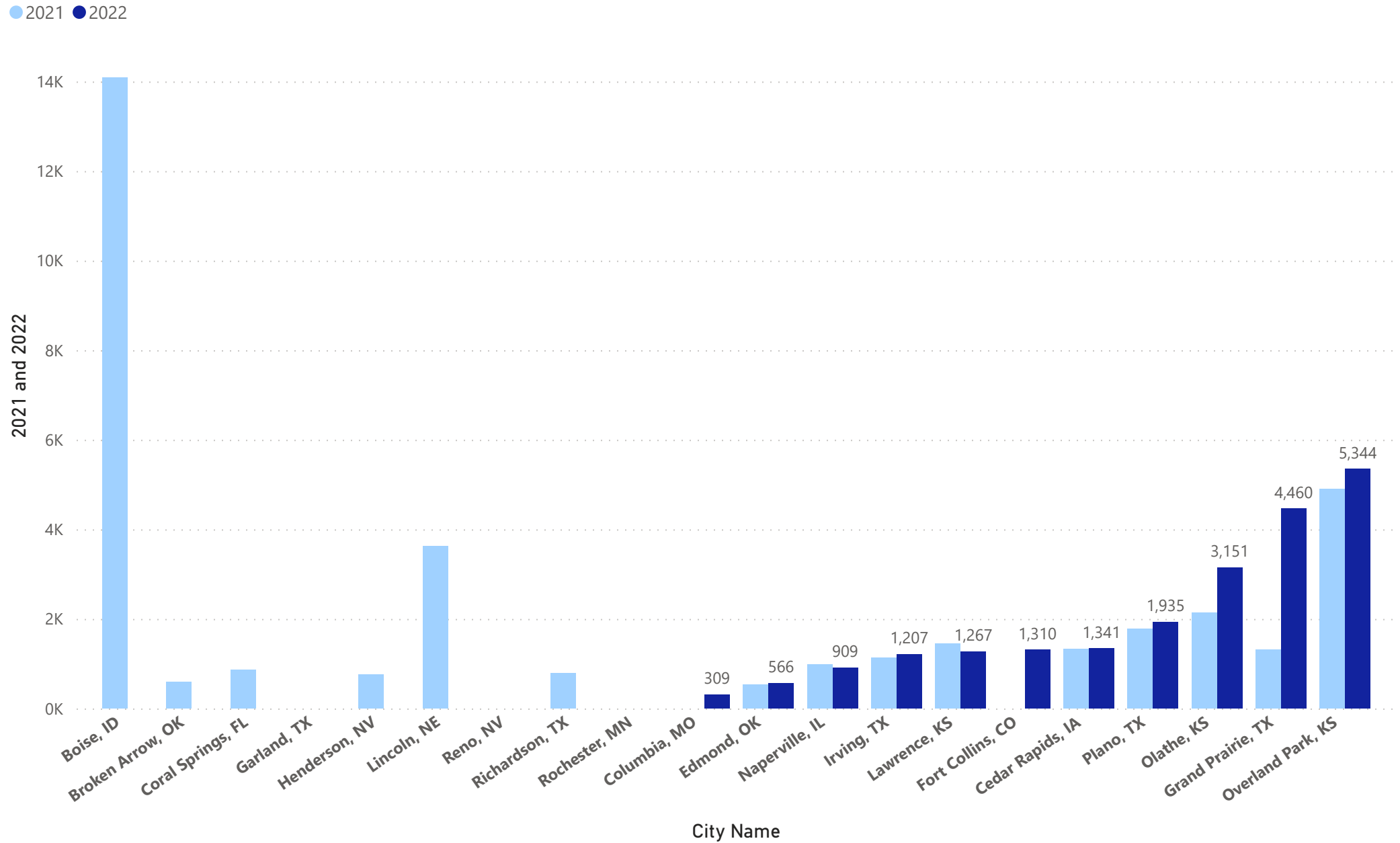
City Name	2021	2022
Boulder, CO	2,827	4,712
Broken Arrow, OK	273	80
Chula Vista, CA	3,162	2,727
Columbia, MO	795	597
Coral Springs, FL	584	904
Edmond, OK	300	345
Fort Collins, CO	0	700
Fremont, CA	634	661
Garland, TX	689	725
Grand Prairie, TX	1,070	1,245
Henderson, NV	49	
Irving, TX	1,281	1,479
Lincoln, NE	3,629	
Naperville, IL	326	298
Norman, OK	756	1,021
Olathe, KS	432	411
Peoria, AZ	272	301
Plano, TX	802	820
Reno, NV	0	693
Richardson, TX	357	685
Rochester, MN	1,564	1,615
AVERAGE	943	1,054

● 2021 ● 2022



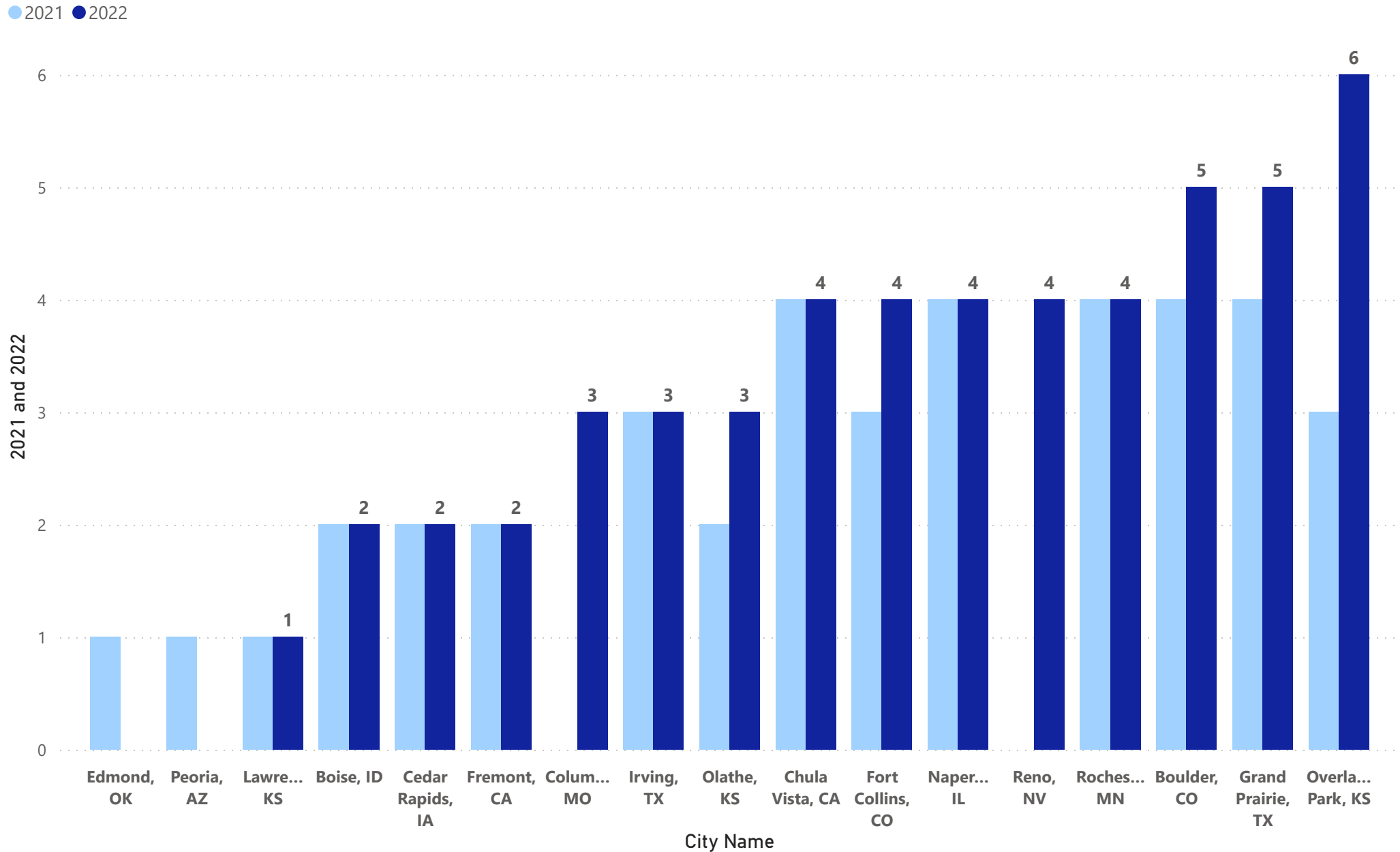
Mental Health CFS

City Name	2021	2022
Boise, ID	14,083	
Boulder, CO	0	
Broken Arrow, OK	592	
Cedar Rapids, IA	1,328	1,341
Chula Vista, CA	0	
Columbia, MO	0	309
Coral Springs, FL	862	
Edmond, OK	528	566
Fort Collins, CO	0	1,310
Fremont, CA	0	
Garland, TX	0	
Grand Prairie, TX	1,307	4,460
Henderson, NV	763	
Irving, TX	1,140	1,207
Lawrence, KS	1,454	1,267
Lincoln, NE	3,629	
Naperville, IL	988	909
Norman, OK	0	
Olathe, KS	2,134	3,151
Overland Park, KS	4,906	5,344
Plano, TX	1,782	1,935
Reno, NV	0	
Richardson, TX	788	
Rochester, MN	0	
AVERAGE	1,512	1,982



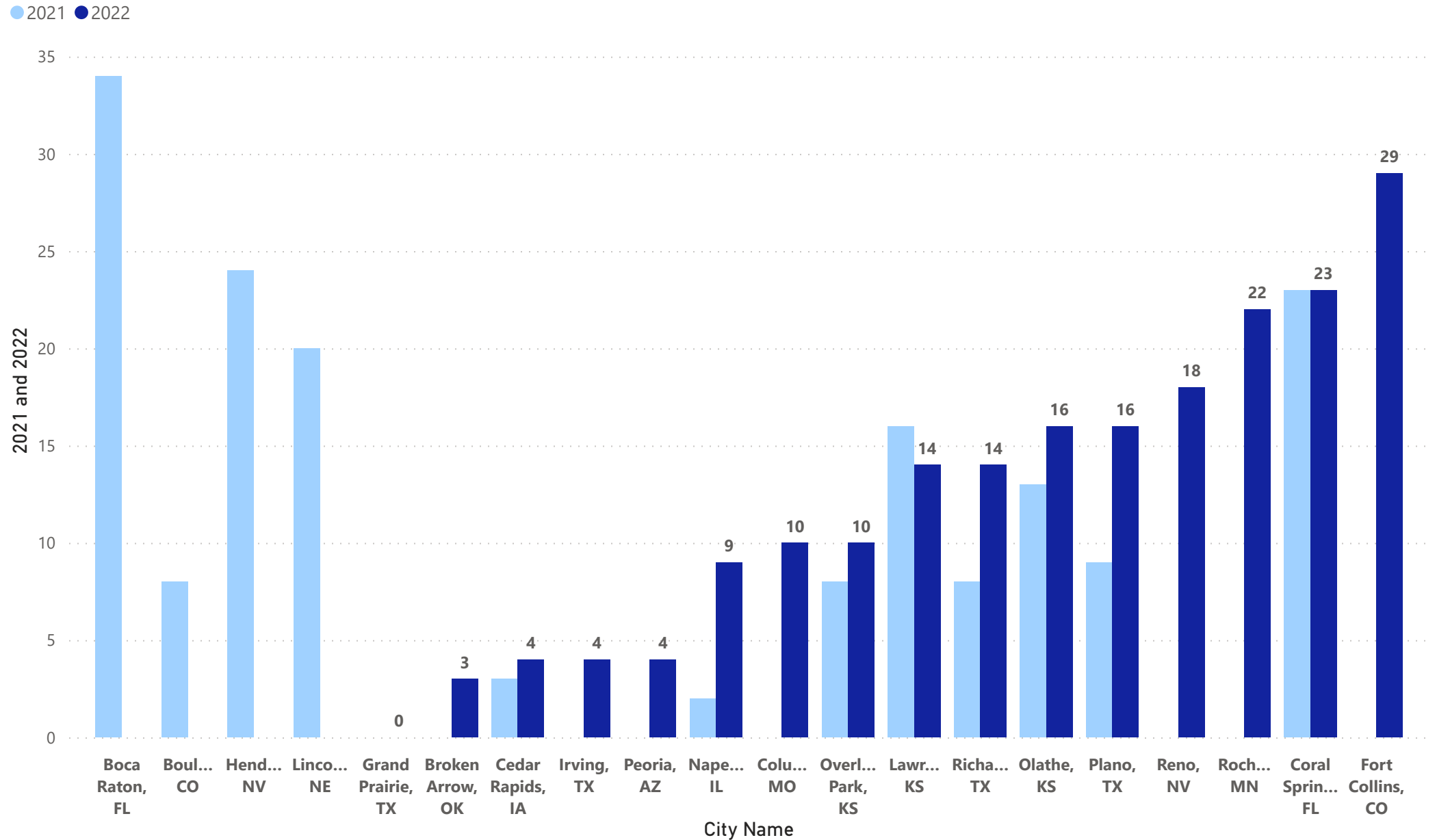
Number of Co-Responders

City Name	2021	2022
Boise, ID	2	2
Boulder, CO	4	5
Broken Arrow, OK	0	
Cedar Rapids, IA	2	2
Chula Vista, CA	4	4
Columbia, MO		3
Coral Springs, FL	0	
Edmond, OK	1	
Fort Collins, CO	3	4
Fremont, CA	2	2
Garland, TX	0	
Grand Prairie, TX	4	5
Henderson, NV	0	
Irving, TX	3	3
Lawrence, KS	1	1
Naperville, IL	4	4
Norman, OK	0	
Olathe, KS	2	3
Overland Park, KS	3	6
Peoria, AZ	1	
Plano, TX	0	
Reno, NV		4
Richardson, TX	0	
Rochester, MN	4	4
AVERAGE	2	3



Heroin/Opioid Deaths

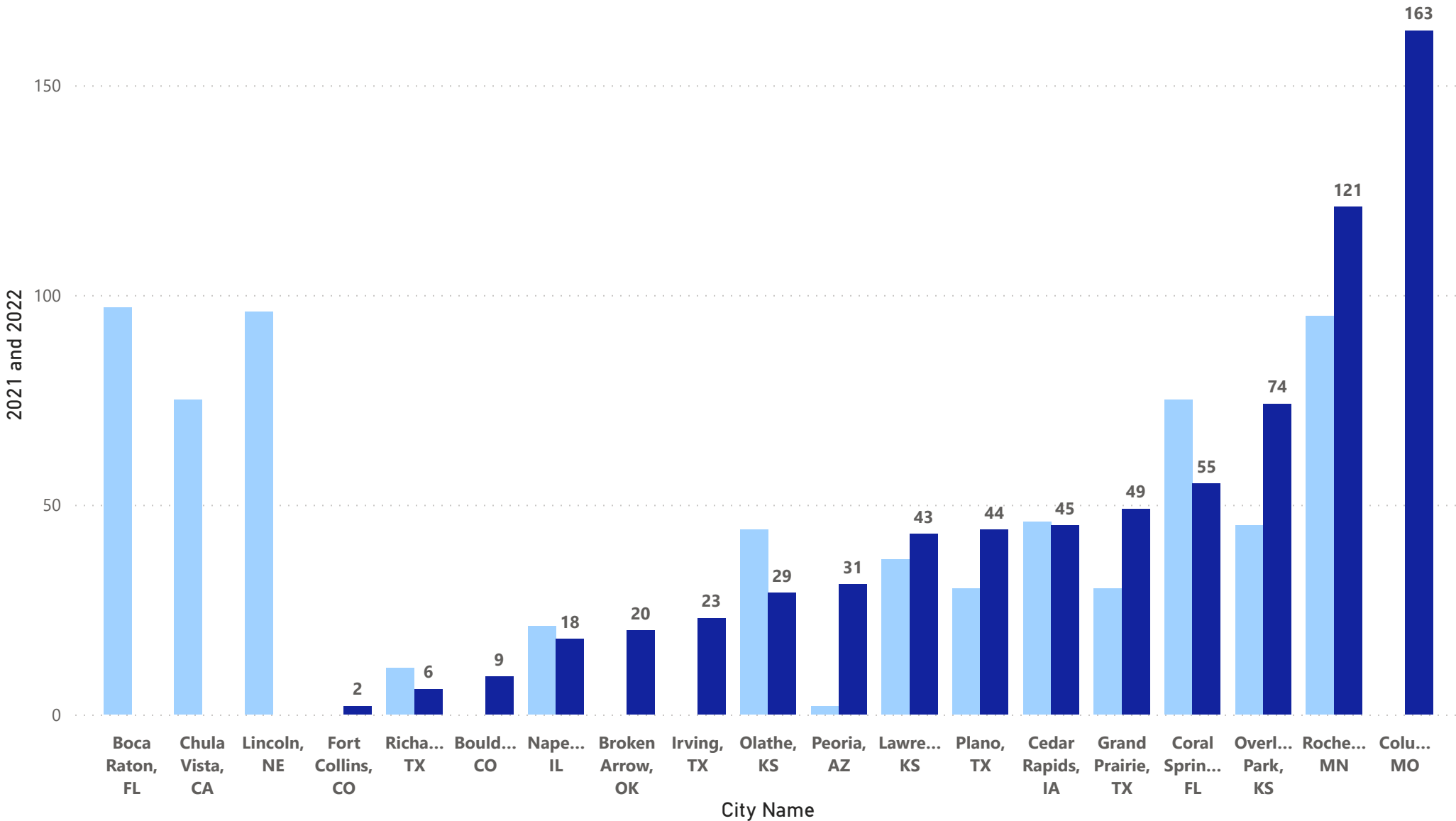
City Name	2021	2022
Boulder, CO	8	
Broken Arrow, OK		3
Cedar Rapids, IA	3	4
Columbia, MO		10
Coral Springs, FL	23	23
Fort Collins, CO		29
Grand Prairie, TX	0	0
Henderson, NV	24	
Irving, TX	0	4
Lawrence, KS	16	14
Lincoln, NE	20	
Naperville, IL	2	9
Olathe, KS	13	16
Overland Park, KS	8	10
Peoria, AZ	0	4
Plano, TX	9	16
Reno, NV		18
Richardson, TX	8	14
Rochester, MN	0	22
AVERAGE	9	12



Heroin Opioid Overdoses

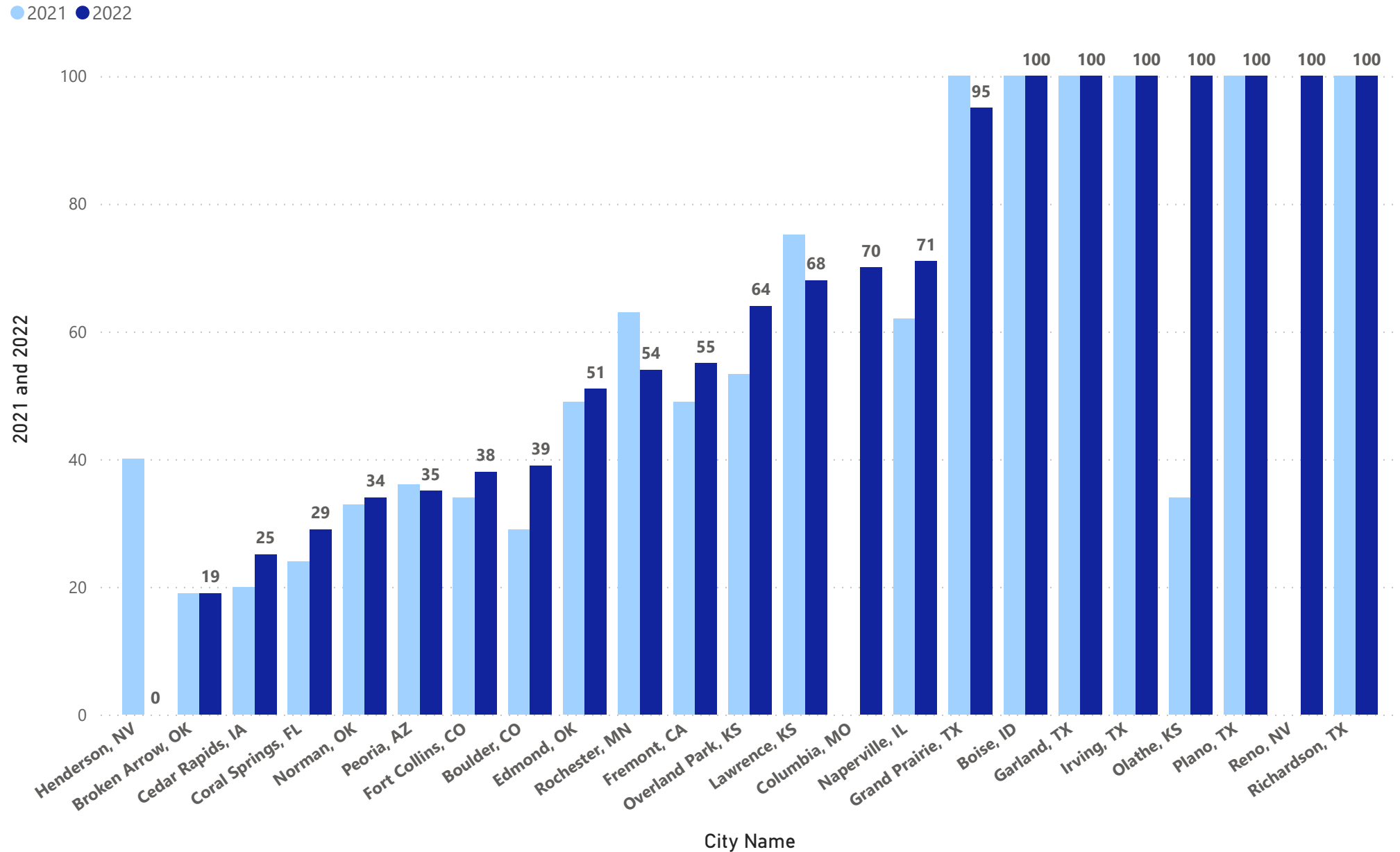
City Name	2021	2022
Boulder, CO		9
Broken Arrow, OK		20
Cedar Rapids, IA	46	45
Chula Vista, CA	75	
Columbia, MO		163
Coral Springs, FL	75	55
Fort Collins, CO		2
Grand Prairie, TX	30	49
Irving, TX	0	23
Lawrence, KS	37	43
Lincoln, NE	96	
Naperville, IL	21	18
Olathe, KS	44	29
Overland Park, KS	45	74
Peoria, AZ	2	31
Plano, TX	30	44
Richardson, TX	11	6
Rochester, MN	95	121
AVERAGE	43	46

● 2021 ● 2022



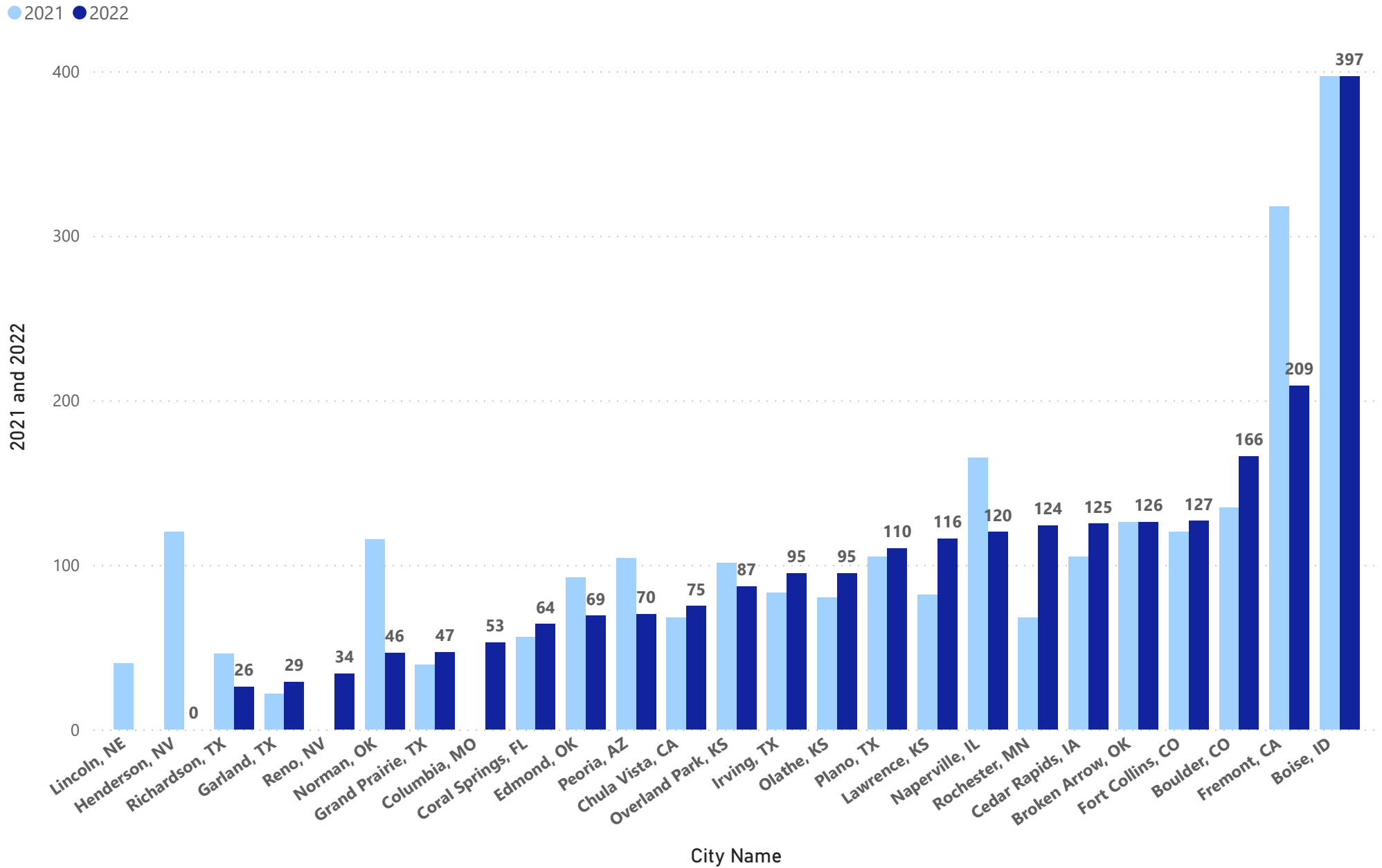
% of Officers Trained in CIT

City Name	2021	2022
Boise, ID	100.00	100.00
Boulder, CO	29.00	39.00
Broken Arrow, OK	19.00	19.00
Cedar Rapids, IA	19.90	25.10
Columbia, MO		70.00
Coral Springs, FL	24.00	29.00
Edmond, OK	49.00	51.00
Fort Collins, CO	34.00	38.00
Fremont, CA	49.00	55.00
Garland, TX	100.00	100.00
Grand Prairie, TX	100.00	95.00
Henderson, NV	40.00	0.00
Irving, TX	100.00	100.00
Lawrence, KS	75.20	68.00
Naperville, IL	62.00	71.00
Norman, OK	32.92	34.00
Olathe, KS	34.00	100.00
Overland Park, KS	53.28	64.00
Peoria, AZ	36.00	35.00
Plano, TX	100.00	100.00
Reno, NV		100.00
Richardson, TX	100.00	100.00
Rochester, MN	63.00	54.00
AVERAGE	58.11	62.92



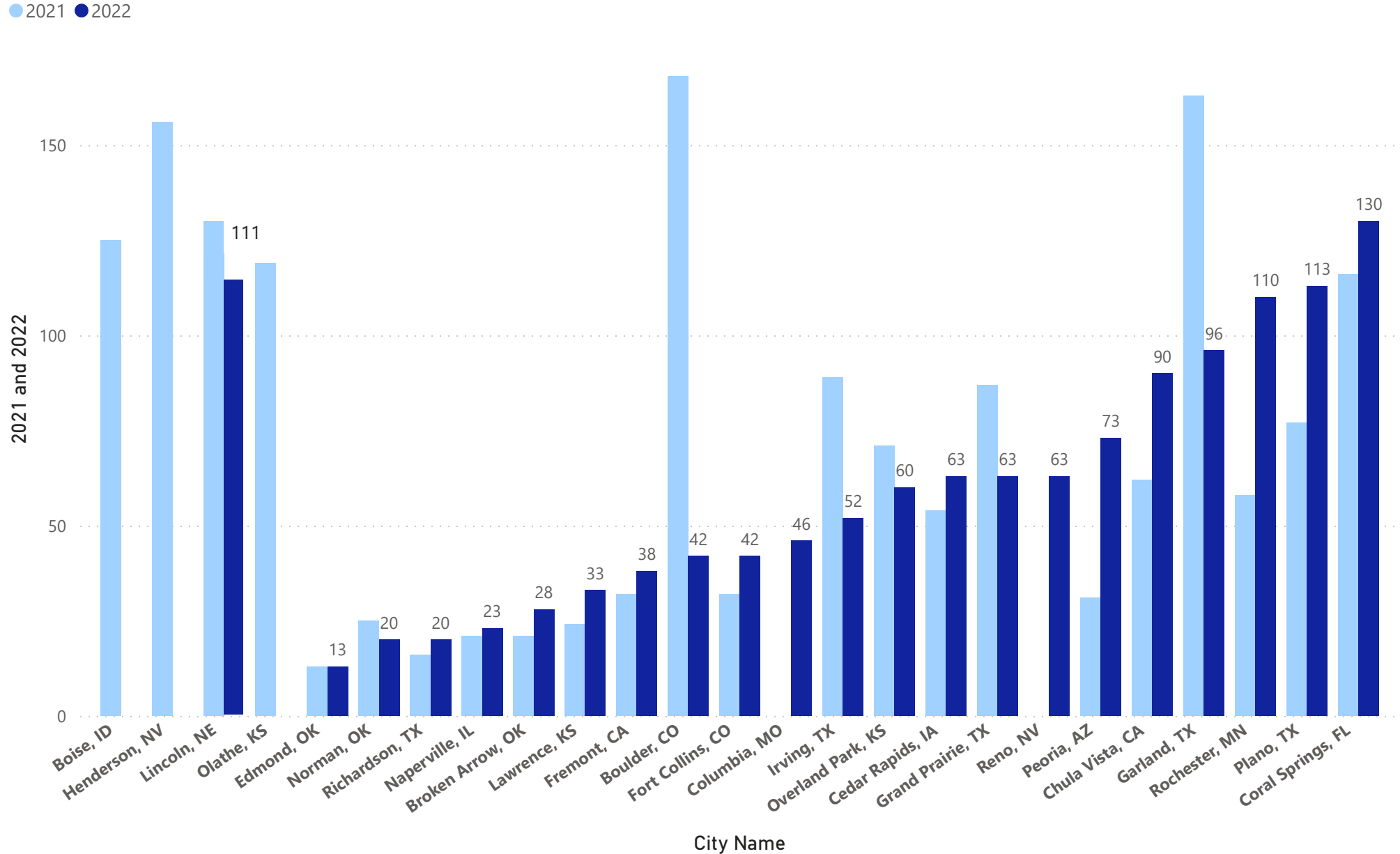
Training Hours Per Officer

City Name	2021	2022
Boise, ID	397.00	397.00
Boulder, CO	135.00	166.00
Broken Arrow, OK	126.00	126.00
Cedar Rapids, IA	105.00	125.00
Chula Vista, CA	68.00	75.00
Columbia, MO	0.00	53.00
Coral Springs, FL	56.00	64.00
Edmond, OK	92.40	69.00
Fort Collins, CO	120.00	126.75
Fremont, CA	318.00	209.00
Garland, TX	21.67	29.00
Grand Prairie, TX	39.46	47.00
Henderson, NV	120.00	0.00
Irving, TX	83.00	95.00
Lawrence, KS	82.00	116.00
Lincoln, NE	40.00	
Naperville, IL	165.00	120.00
Norman, OK	115.52	46.45
Olathe, KS	80.00	95.00
Overland Park, KS	101.00	87.00
Peoria, AZ	104.00	70.00
Plano, TX	105.00	110.00
Reno, NV	0.00	34.00
Richardson, TX	46.00	26.00
Rochester, MN	68.00	124.00
AVERAGE	103.52	100.43



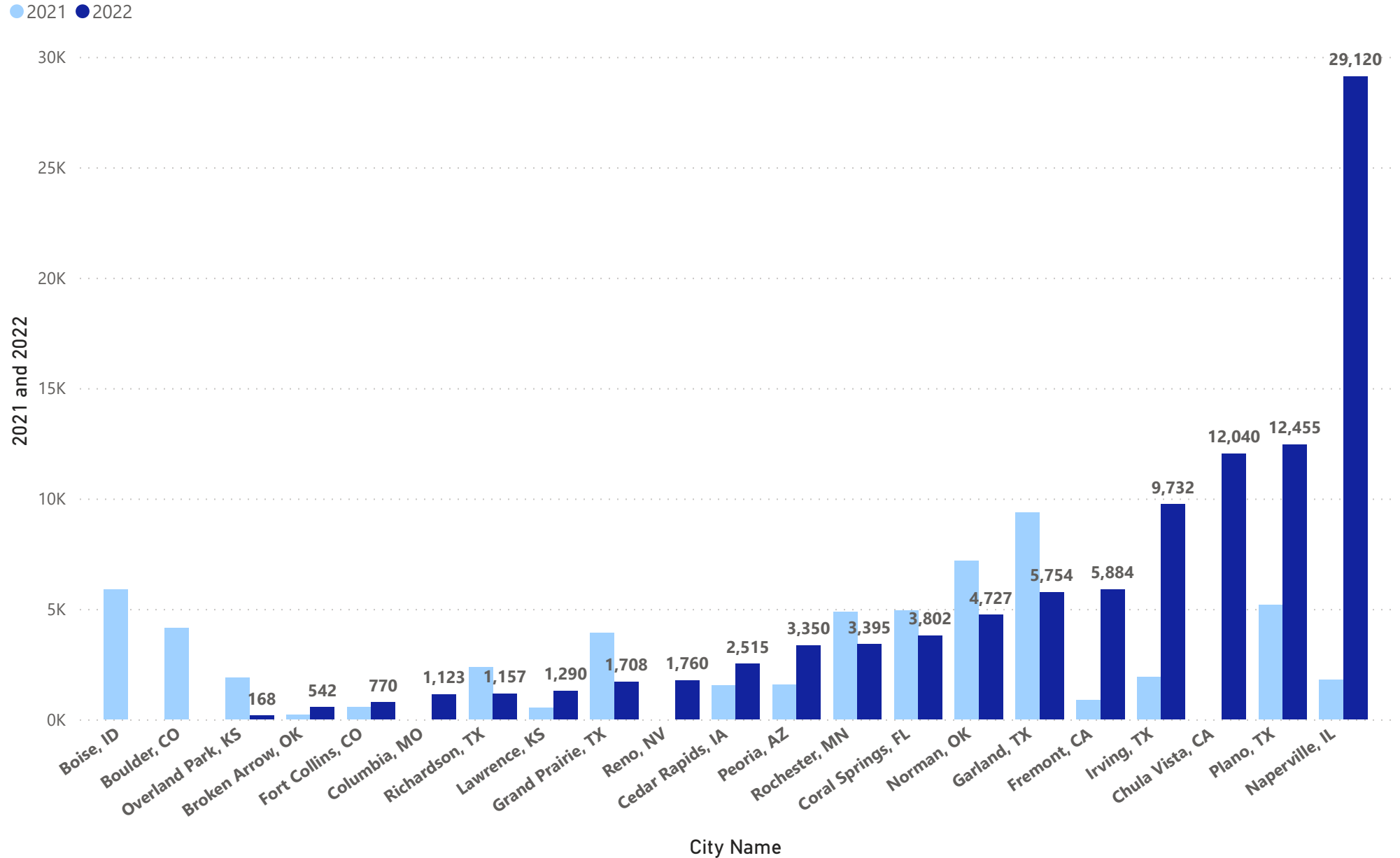
Injured Officers on Duty

City Name	2021	2022
Boise, ID	125	
Boulder, CO	168	42
Broken Arrow, OK	21	28
Cedar Rapids, IA	54	63
Chula Vista, CA	62	90
Columbia, MO		46
Coral Springs, FL	116	130
Edmond, OK	13	13
Fort Collins, CO	32	42
Fremont, CA	32	38
Garland, TX	163	96
Grand Prairie, TX	87	63
Henderson, NV	156	
Irving, TX	89	52
Lawrence, KS	24	33
Lincoln, NE	130	111
Naperville, IL	21	23
Norman, OK	25	20
Olathe, KS	119	
Overland Park, KS	71	60
Peoria, AZ	31	73
Plano, TX	77	113
Reno, NV		63
Richardson, TX	16	20
Rochester, MN	58	110
AVERAGE	73	58



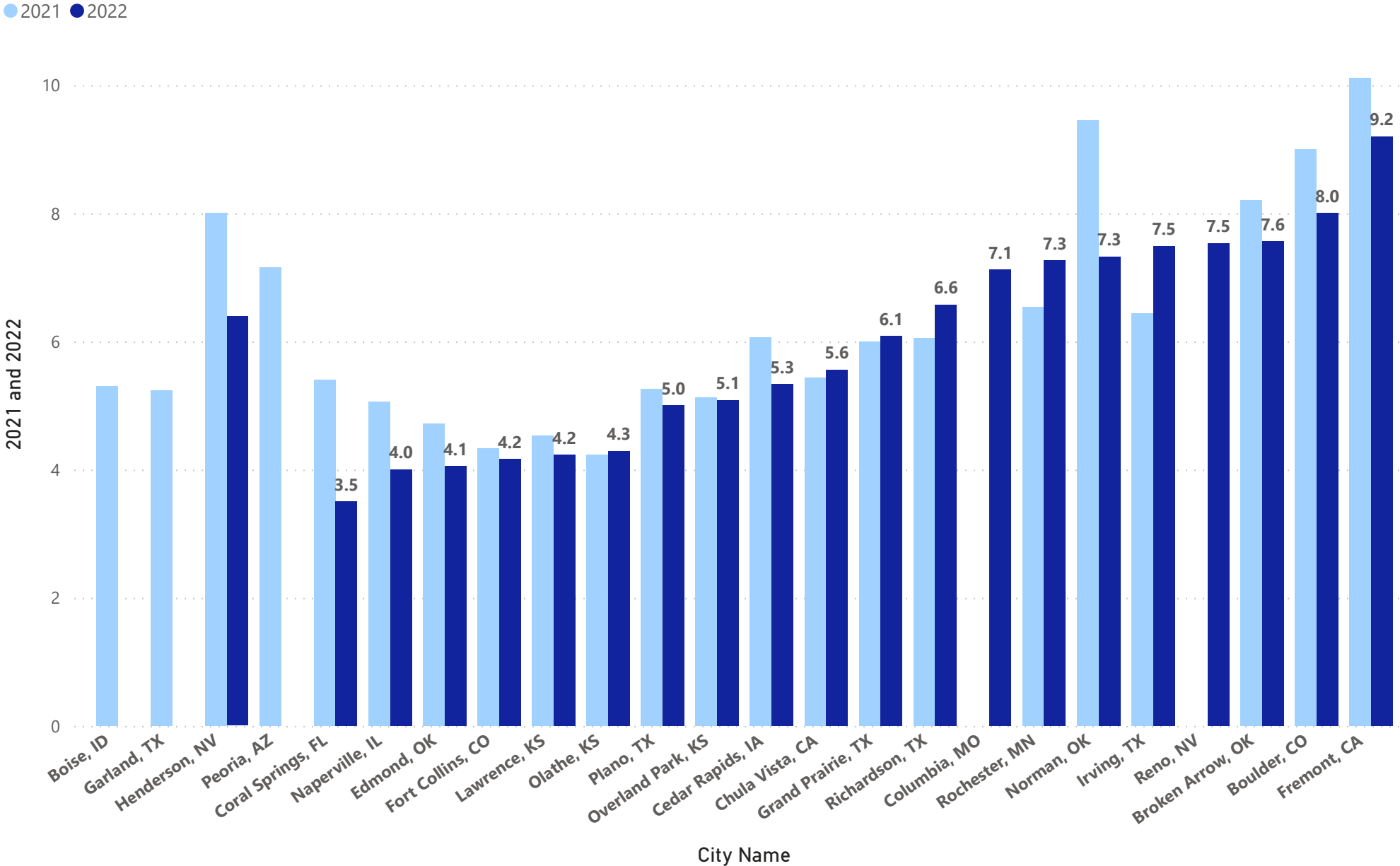
Number of Hours Lost to On-Duty Injury Leave

City Name	2021	2022
Boise, ID	5,893	
Boulder, CO	4,127	
Broken Arrow, OK	204	542
Cedar Rapids, IA	1,528	2,515
Chula Vista, CA		12,040
Columbia, MO		1,123
Coral Springs, FL	4,925	3,802
Fort Collins, CO	557	770
Fremont, CA	856	5,884
Garland, TX	9,372	5,754
Grand Prairie, TX	3,901	1,708
Irving, TX	1,929	9,732
Lawrence, KS	510	1,290
Naperville, IL	1,788	29,120
Norman, OK	7,167	4,727
Overland Park, KS	1,872	168
Peoria, AZ	1,570	3,350
Plano, TX	5,182	12,455
Reno, NV		1,760
Richardson, TX	2,363	1,157
Rochester, MN	4,867	3,395
AVERAGE	3,256	5,331



Priority 1- CFS Median Response Time

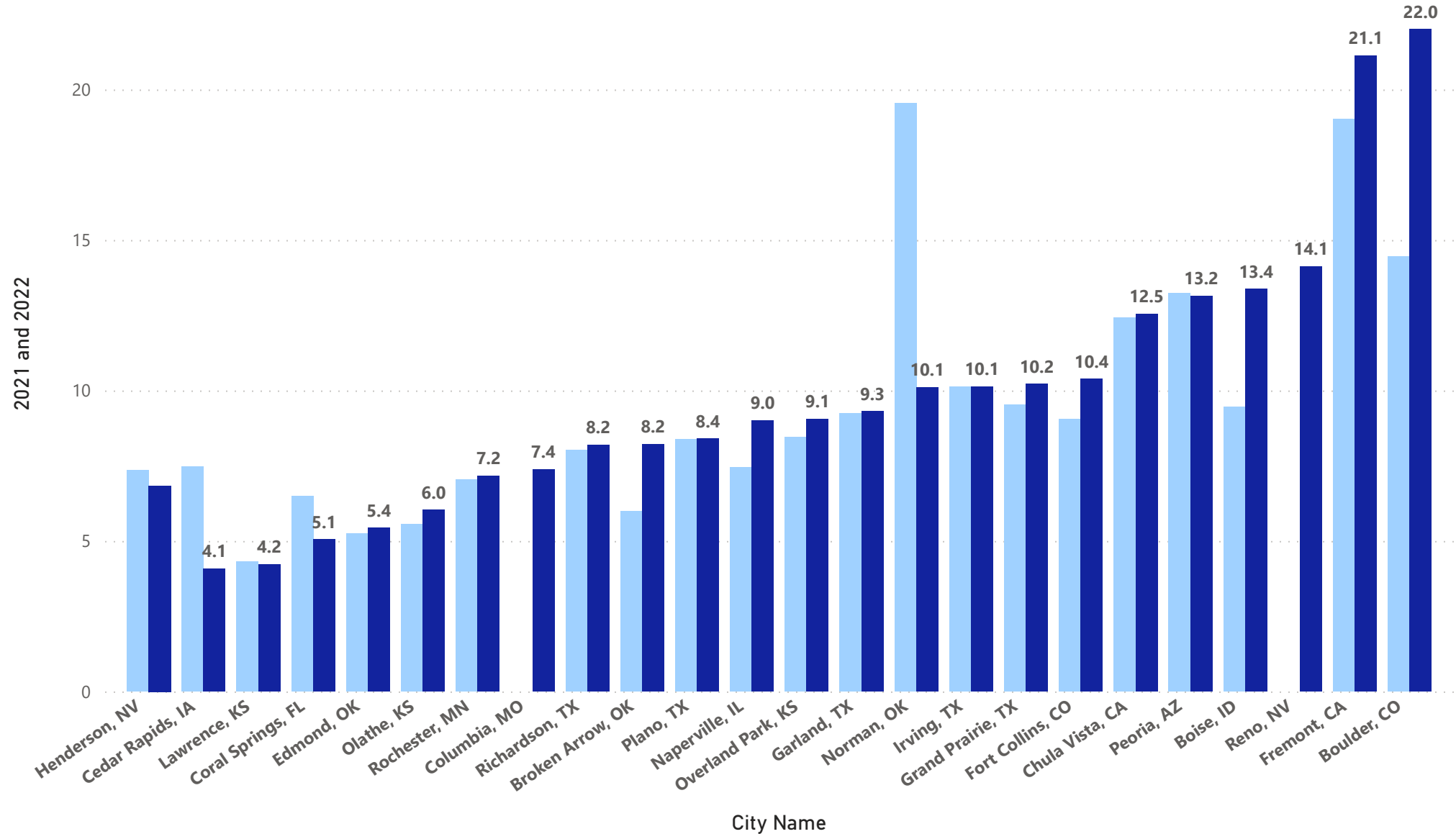
City Name	2021	2022
Boise, ID	5.30	
Boulder, CO	9.00	8.00
Broken Arrow, OK	8.20	7.56
Cedar Rapids, IA	6.06	5.33
Chula Vista, CA	5.43	5.56
Columbia, MO		7.12
Coral Springs, FL	5.40	3.50
Edmond, OK	4.72	4.05
Fort Collins, CO	4.33	4.16
Fremont, CA	10.11	9.20
Garland, TX	5.23	
Grand Prairie, TX	6.00	6.08
Henderson, NV	8.00	6.17
Irving, TX	6.44	7.49
Lawrence, KS	4.53	4.23
Naperville, IL	5.06	4.00
Norman, OK	9.45	7.32
Olathe, KS	4.23	4.29
Overland Park, KS	5.13	5.08
Peoria, AZ	7.15	
Plano, TX	5.26	5.00
Reno, NV		7.53
Richardson, TX	6.05	6.57
Rochester, MN	6.54	7.26
AVERAGE	6.26	5.97



Priority 2- CFS Median Response Time

City Name	2021	2022
Boise, ID	9.46	13.37
Boulder, CO	14.46	22.00
Broken Arrow, OK	6.00	8.22
Cedar Rapids, IA	7.47	4.08
Chula Vista, CA	12.43	12.54
Columbia, MO		7.38
Coral Springs, FL	6.49	5.05
Edmond, OK	5.25	5.43
Fort Collins, CO	9.06	10.38
Fremont, CA	19.03	21.13
Garland, TX	9.23	9.31
Grand Prairie, TX	9.52	10.21
Henderson, NV	7.36	7.0
Irving, TX	10.13	10.13
Lawrence, KS	4.32	4.23
Naperville, IL	7.45	9.00
Norman, OK	19.54	10.10
Olathe, KS	5.56	6.03
Overland Park, KS	8.45	9.06
Peoria, AZ	13.23	13.15
Plano, TX	8.37	8.40
Reno, NV		14.12
Richardson, TX	8.01	8.20
Rochester, MN	7.03	7.17
AVERAGE	9.45	9.94

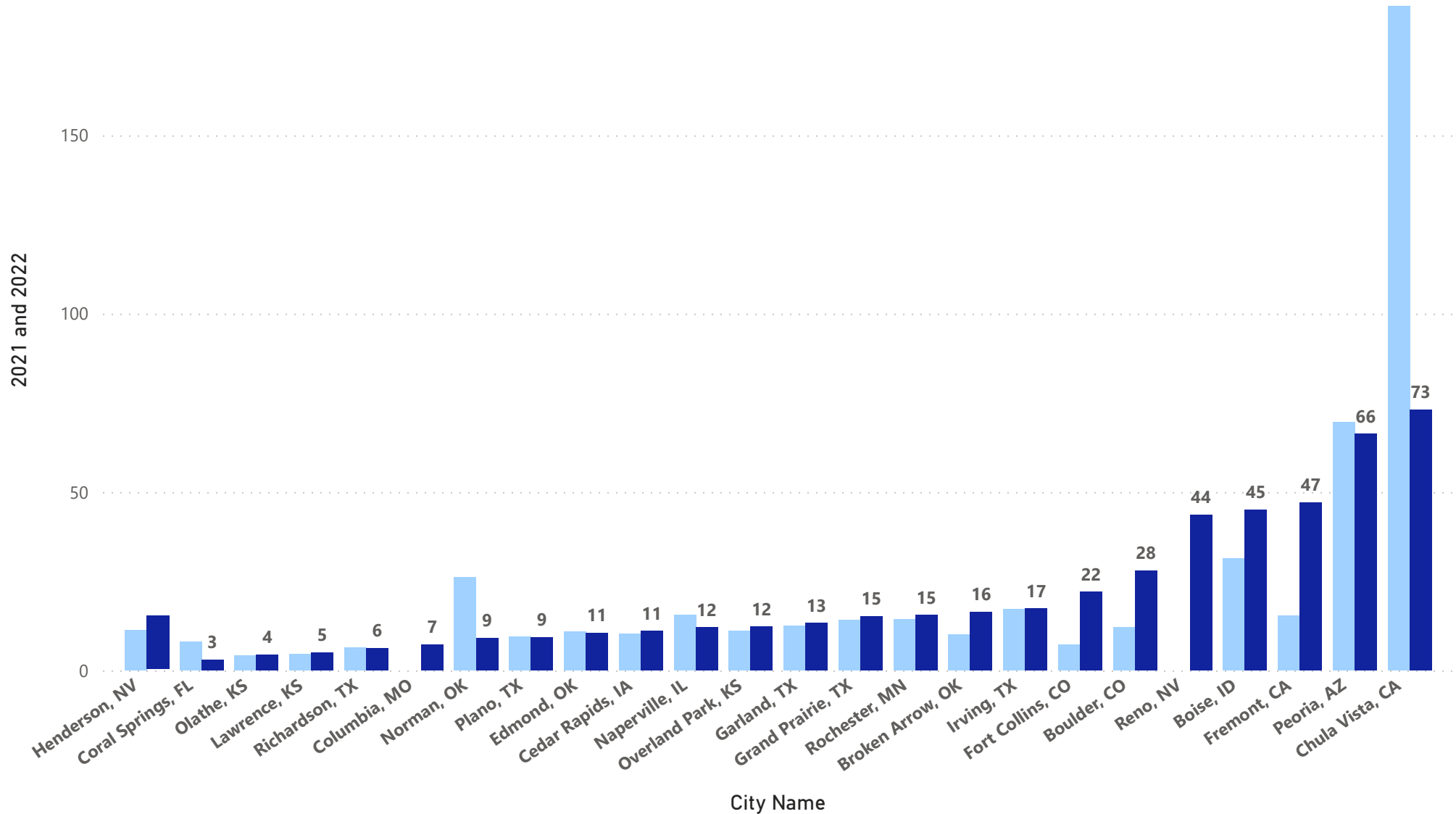
● 2021 ● 2022



Priority 3 CFS - Median Response Time

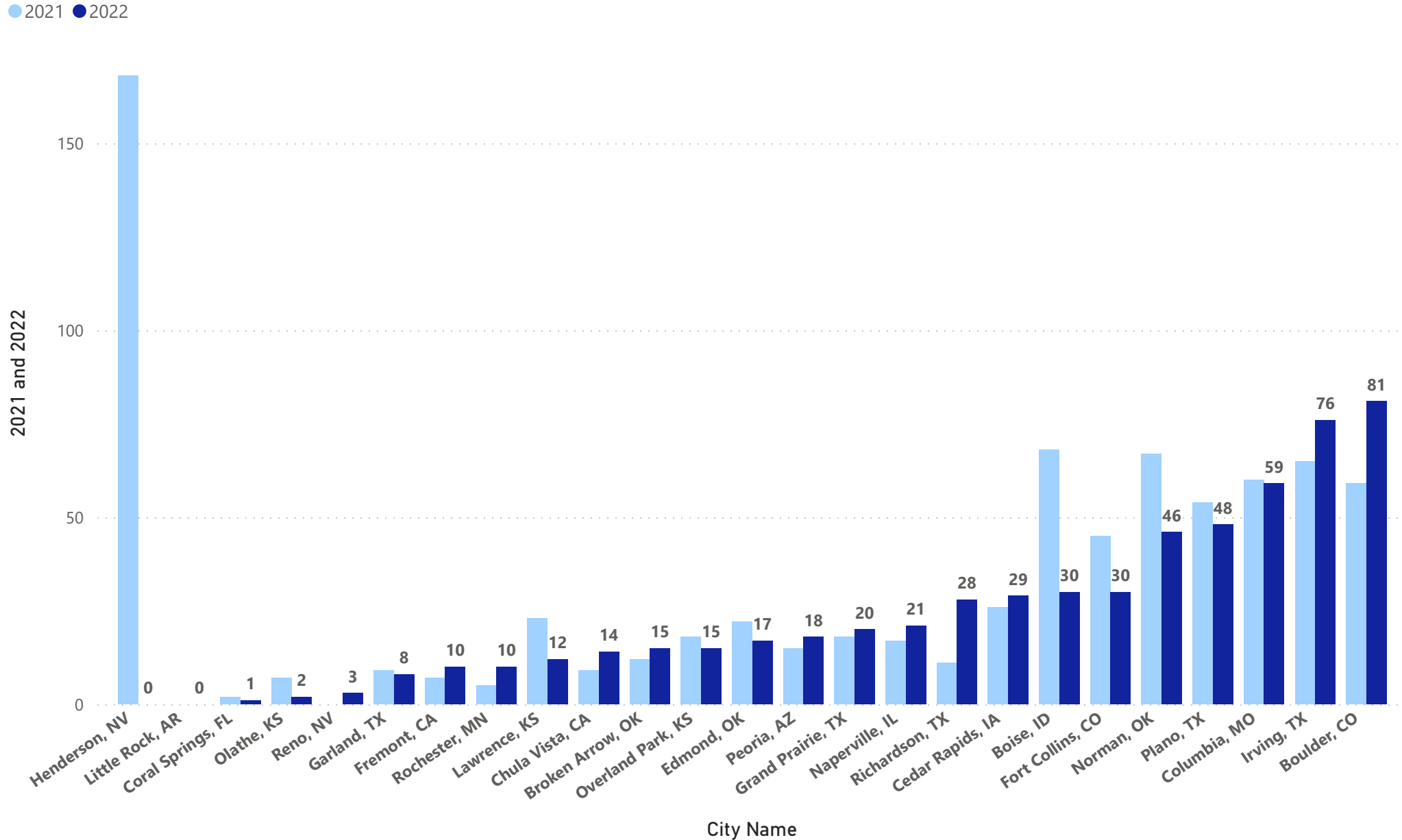
City Name	2021	2022
Boise, ID	31.34	45.10
Boulder, CO	12.13	28.00
Broken Arrow, OK	10.00	16.36
Cedar Rapids, IA	10.23	11.00
Chula Vista, CA	186.33	73.14
Columbia, MO		7.25
Coral Springs, FL	8.00	3.00
Edmond, OK	10.83	10.56
Fort Collins, CO	7.16	22.01
Fremont, CA	15.28	47.08
Garland, TX	12.55	13.26
Grand Prairie, TX	14.22	15.14
Henderson, NV	11.27	11
Irving, TX	17.13	17.34
Lawrence, KS	4.58	5.04
Naperville, IL	15.51	12.00
Norman, OK	26.08	9.04
Olathe, KS	4.17	4.42
Overland Park, KS	11.17	12.27
Peoria, AZ	69.54	66.28
Plano, TX	9.35	9.34
Reno, NV		43.59
Richardson, TX	6.48	6.25
Rochester, MN	14.33	15.45
AVERAGE	23.08	21.43

● 2021 ● 2022



Total Citizen Complaints

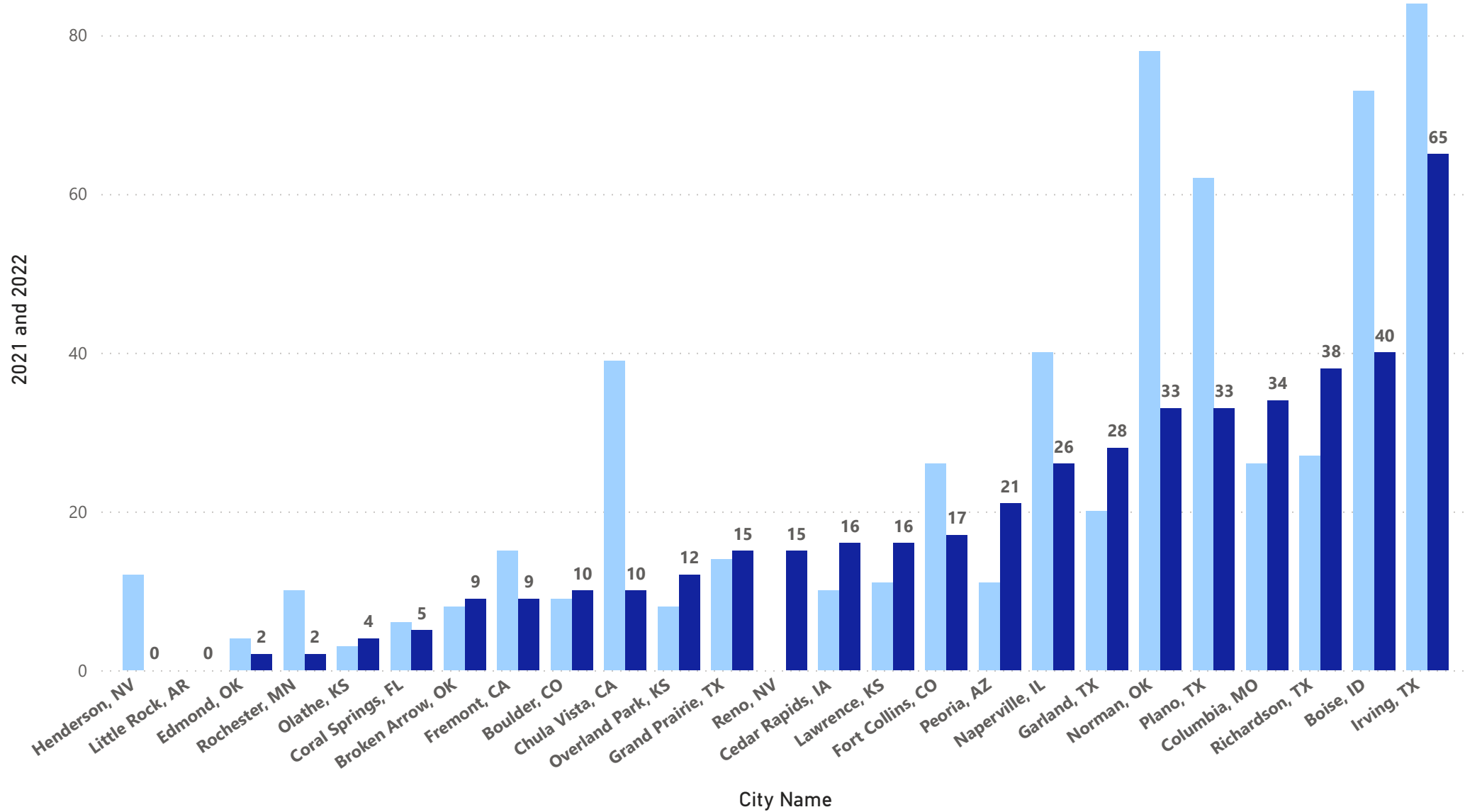
City Name	2021	2022
Boise, ID	68	30
Boulder, CO	59	81
Broken Arrow, OK	12	15
Cedar Rapids, IA	26	29
Chula Vista, CA	9	14
Columbia, MO	60	59
Coral Springs, FL	2	1
Edmond, OK	22	17
Fort Collins, CO	45	30
Fremont, CA	7	10
Garland, TX	9	8
Grand Prairie, TX	18	20
Henderson, NV	168	0
Irving, TX	65	76
Lawrence, KS	23	12
Naperville, IL	17	21
Norman, OK	67	46
Olathe, KS	7	2
Overland Park, KS	18	15
Peoria, AZ	15	18
Plano, TX	54	48
Reno, NV	0	3
Richardson, TX	11	28
Rochester, MN	5	10
AVERAGE	33	25



Total Number of Internal Complaints

City Name	2021	2022
Boise, ID	73	40
Boulder, CO	9	10
Broken Arrow, OK	8	9
Cedar Rapids, IA	10	16
Chula Vista, CA	39	10
Columbia, MO	26	34
Coral Springs, FL	6	5
Edmond, OK	4	2
Fort Collins, CO	26	17
Fremont, CA	15	9
Garland, TX	20	28
Grand Prairie, TX	14	15
Henderson, NV	12	0
Irving, TX	84	65
Lawrence, KS	11	16
Naperville, IL	40	26
Norman, OK	78	33
Olathe, KS	3	4
Overland Park, KS	8	12
Peoria, AZ	11	21
Plano, TX	62	33
Reno, NV	0	15
Richardson, TX	27	38
Rochester, MN	10	2
AVERAGE	25	19

● 2021 ● 2022



If you have Co-Responders, who pays for them?

City Name	If you have Co-Responders, who pays for them?
Boise, ID	Department - BPD
Boulder, CO	City funded through Housing and Human Services, and through a US Federal Grant
Cedar Rapids, IA	One co-responder is funding by city tax dollars. The second co-responder is paid for by the DOJ - Bureau of Justice Assistance - Justice and Mental Health Collaboration Program. This grant will end as of September, 2023. Our fulltime officer assigned to the Mental Health Unit is paid for by city tax dollars, but is also used as a required match for the current grant.
Chula Vista, CA	County of San Diego
Columbia, MO	Joint cooperative agreement - City, County and others.
Fort Collins, CO	UC-Health
Fremont, CA	their employer (e.g. Hospital), or their department (e.g., Human Services)
Grand Prairie, TX	2 city funded, 1 grant funded
Irving, TX	Grant & General Department Personnel Budget
Lawrence, KS	PD pays for them
Naperville, IL	General Fund
Olathe, KS	PD, COPS Grant
Overland Park, KS	They are funded by the city, but supplemented by special funds from alcohol control funds as well as grants.
Reno, NV	Reno PD
Rochester, MN	County Social Services

If you have Co-Responders, what are their uses?

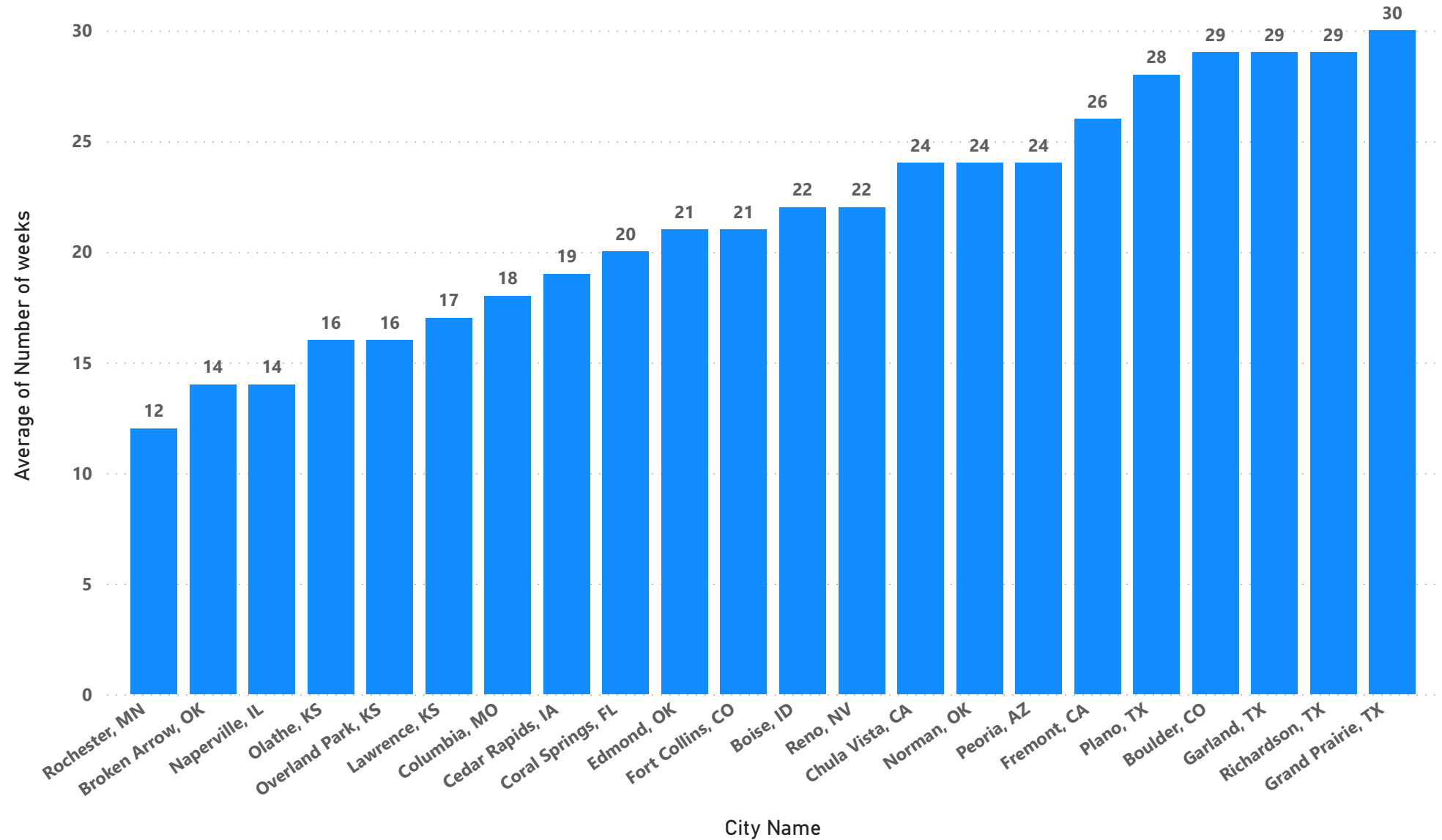
City Name	If you have Co-Responders, what are their uses?
Boise, ID	Guides the Behavioral Health Program strategies and policies for the Boise Police Department (BPD); coordinates and collaborates community partners to facilitate the delivery of mental health services to those facing a mental health crisis. Oversees BPD's Behavioral Health Program, builds and maintains strong relationships, coordinates resources and ensures sustainability. Performs independent work related to educating law enforcement professionals to recognize signs of mental illness, intervening preemptively where possible, and connecting individuals with needed social services as a follow-up to any police response or interaction. Work requires considerable independent discretion in decision making and initiative.
Boulder, CO	Crisis intervention, de-escalation, referral to treatment, connect people to community resources and mental health treatment
Cedar Rapids, IA	We started with one co-responder who was assigned an officer. We have since acquired a second co-responder. We have been allowing a patrol officer to do a 90 day temporary reassignment. That officer is paired with the second co-responder. Currently, we have divided the city in half and each co-responder/officer pair is assigned half the city. The co-responder can respond to issues on her own if the situation doesn't necessarily require an officer, but most of the time, she will respond with an officer who is assigned fulltime to our Mental Health Team. They address issues that flare up, but they also carry somewhat of a caseload of people that they periodically check in and help address small issues as before they turn into big issues. They act as a liaison between our local hospital mental health units, our local mental health providers, the courts, and law enforcement.
Chula Vista, CA	PERT (mental health evaluation)
Columbia, MO	case management, de-escalation, assistance connecting consumers to services
Fort Collins, CO	Used in primary response co-response model, paired with an officer full-time as part of the Mental Health Response Team.
Fremont, CA	Mental Health crisis calls and homeless mitigation/outreach
Grand Prairie, TX	Co responders are used to respond to crisis calls and assist in de-escalation and resource connection, Co responders also provide follow ups to persons previously experiencing a mental health crisis to ensure no additional resources are needed.
Irving, TX	Mental Health Response Team. Three (3) clinicians respond with officers to calls involving mental health consumers and conduct assessments.
Lawrence, KS	They provide mental health support in crisis situations, connect people to services, do check ins, help defuse situations.
Naperville, IL	Social Workers
Olathe, KS	Primarily ride with officers to respond to 911 calls to conduct MH assessments in the field, provide resources to MH consumers, conduct outreach visits, PTSD screenings for trauma victims and refer them to appropriate resources
Overland Park, KS	Our co-responders conduct follow up for outreaches, respond to CFS with a mental health nexus, contact unsheltered individuals to offer services, assist with in-service training for officers, and community education.
Reno, NV	Mental health - internal and external
Rochester, MN	Responding to calls, intake of BH/CD concerns/tips, follow-up with subjects of calls/tips, providing resources subjects of calls, providing advice to officers dealing with BH/CD subjects and associates.

What wellness initiatives does your agency have for your officers?

City Name	Wellness Initiative
Boise, ID	We have a Wellness Committee at BPD & City of Boise. However the sworn side of wellness has no initiatives due to contract limitations with offering initiative pay, or time off. The civilian side has cash initiatives available for exercise, doctor check ups, and flu shots
Boulder, CO	Wellness Team, Peer Support Team, Police Department Chaplains each maintain initiatives to include Sigma Tactical Health and Wellness Screening, Wellness Days, and Therapy Dog Days
Cedar Rapids, IA	We have an in-house workout facility. Officer can use it, call for service dependent, three times per week, up to one hour per shift. They can also use the workout facility during their off time. We have a Peer Support Team. The officers union has also agreed to pay for up to six visits, no questions asked to a couple of local mental health providers. The provider sends a bill to the Union without any names attached.
Chula Vista, CA	1. A wellness app called Cordico. 2. A Peer Support Program to include a chaplain. 3. Employee Assistance Program 4. We are in the process of approving city funds for a law enforcement called Focus Psychological Services. 5. Our wellness room is almost set up too but not officially open. 6. Annual inservice training for sworn personnel under the ABLE Program.
Columbia, MO	City Wellness Programs include: EAP, physical fitness, peer support, critical incident response program. Free therapy sessions with psychologist specializing in emergency service personnel.
Coral Springs, FL	Employee Assistance Program, Behavioral Health Access Program (Peer Support, CISM, Clinician Response team, Chaplaincy, Addiction/Recovery), Employee Clinic, Health Coach, free membership to City Fitness facilities, Wellness Rewards program
Edmond, OK	Peer Support Team, Gym available during breaks
Fort Collins, CO	On-Site Psychologist, Peer Support Team, MH Check up program, Physical Fitness Award Program
Fremont, CA	peer support, Cordico app, gym, paid workout time
Garland, TX	Peer Support, Therapy K9, Mentoring program, Holistic Care, Critical Incident Stress Mgmt
Grand Prairie, TX	PD Mental Health Program, PD annual Physical Fitness test with incentives, Citywide WOW (working on Wellness) Program, Access to clinicians, MH Classes, Peer Support, Wellness Initiatives
Irving, TX	Peer Support Team, Fitness Program/Incentive, working out on duty, Telehealth, EAP.
Lawrence, KS	Recent recipient of Law Enforcement Mental Health and Wellness Act Grant which includes a dedicated Wellness Coordinator for employees and families. A wellness program established in 2020 provided special health care fund in addition to city budget for EAP for mental health care. On site fitness.
Naperville, IL	Peer Support, Yoga, Events for Officers & Families
Norman, OK	PSR, On-Duty work out time (at the Bureau level)
Olathe, KS	Health Insurance discount, fitness test personal day
Overland Park, KS	Overland Park has a therapy K9, peer support team, works out on duty, on site clinic with wellness initiatives, quarterly check-ins, early intervention system that tracks uses of force, Unit dependent - annual check in with psychologist, nutritionist (covered by new grant), and equine assisted psychotherapy.
Plano, TX	Life Scan, EAP, Peer Support, Physical FitnessTest
Reno, NV	PEER Support, CISM, Fitness Program, EAP, ERO
Richardson, TX	Mandatory physical fitness testing annually with incentives for reaching certain fitness levels.
Rochester, MN	Peer support team, fitness center, fitness classes, memberships to select local gyms, BH services, family readiness group, chaplains, healthy meals/snacks program.

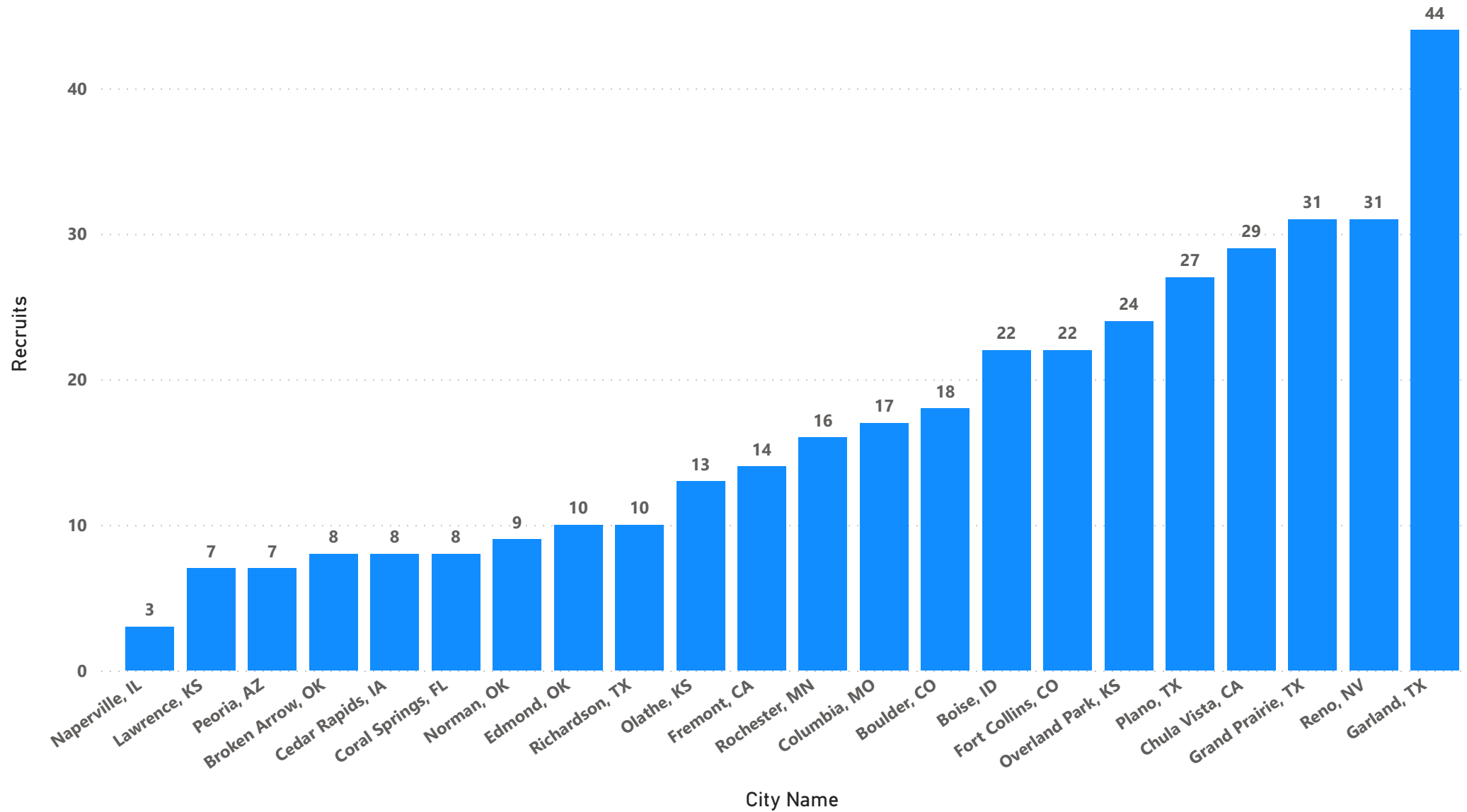
Length of Academy?

City Name	Number of weeks
Boise, ID	22
Boulder, CO	29
Broken Arrow, OK	14
Cedar Rapids, IA	19
Chula Vista, CA	24
Columbia, MO	18
Coral Springs, FL	20
Edmond, OK	21
Fort Collins, CO	21
Fremont, CA	26
Garland, TX	29
Grand Prairie, TX	30
Irving, TX	0
Lawrence, KS	17
Naperville, IL	14
Norman, OK	24
Olathe, KS	16
Overland Park, KS	16
Peoria, AZ	24
Plano, TX	28
Reno, NV	22
Richardson, TX	29
Rochester, MN	12
Average	21



Number of Recruits who Completed the Academy?

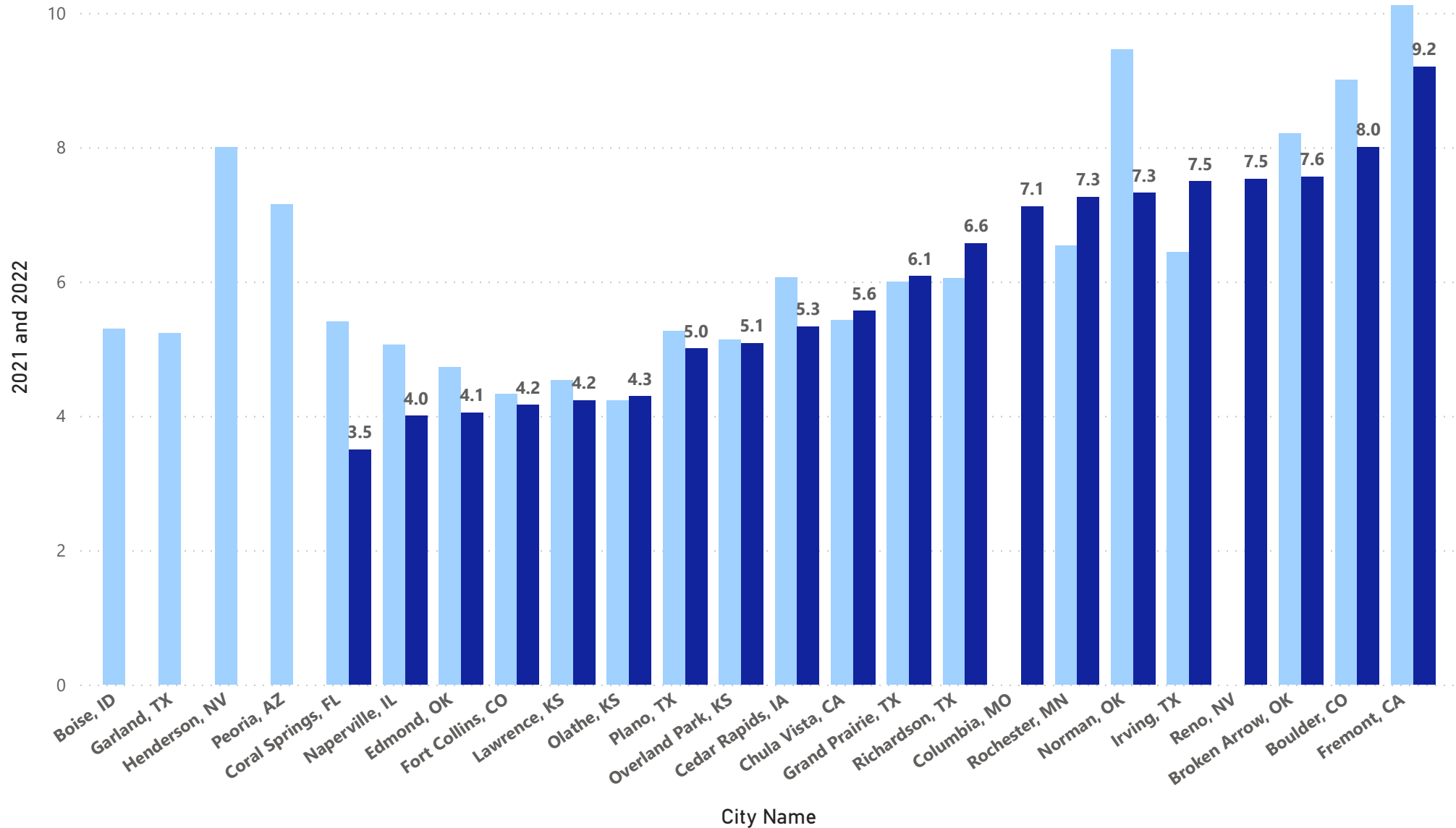
City Name	Recruits
Boise, ID	22
Boulder, CO	18
Broken Arrow, OK	8
Cedar Rapids, IA	8
Chula Vista, CA	29
Columbia, MO	17
Coral Springs, FL	8
Edmond, OK	10
Fort Collins, CO	22
Fremont, CA	14
Garland, TX	44
Grand Prairie, TX	31
Lawrence, KS	7
Naperville, IL	3
Norman, OK	9
Olathe, KS	13
Overland Park, KS	24
Peoria, AZ	7
Plano, TX	27
Reno, NV	31
Richardson, TX	10
Rochester, MN	16
Average	17



Priority 1 Target Time

City Name	2021	2022
Boise, ID	5.30	
Boulder, CO	9.00	8.00
Broken Arrow, OK	8.20	7.56
Cedar Rapids, IA	6.06	5.33
Chula Vista, CA	5.43	5.56
Columbia, MO		7.12
Coral Springs, FL	5.40	3.50
Edmond, OK	4.72	4.05
Fort Collins, CO	4.33	4.16
Fremont, CA	10.11	9.20
Garland, TX	5.23	
Grand Prairie, TX	6.00	6.08
Henderson, NV	8.00	
Irving, TX	6.44	7.49
Lawrence, KS	4.53	4.23
Naperville, IL	5.06	4.00
Norman, OK	9.45	7.32
Olathe, KS	4.23	4.29
Overland Park, KS	5.13	5.08
Peoria, AZ	7.15	
Plano, TX	5.26	5.00
Reno, NV		7.53
Richardson, TX	6.05	6.57
Rochester, MN	6.54	7.26
AVERAGE	6.26	5.97

● 2021 ● 2022



Citizen Complaints- Sworn & Non-Sworn

City Name	Total Complaints	Sworn - Founded	Sworn - Unfounded	Sworn - Not Substantiated	Currently under Investigation	Non-sworn - Founded	Non-sworn - Unfounded	Non-sworn - Not Substantiated	Non-sworn - Currently under Investigation
Boise, ID	30	4	11	12	3	0	0	0	0
Boulder, CO	81	5	34	2	34	3	3	0	0
Broken Arrow, OK	15	1	7	5	0	2	0	0	0
Cedar Rapids, IA	29	1	24	0	1	0	1	1	1
Chula Vista, CA	14	0	13	0	0	0	0	0	0
Columbia, MO	59	16	18	21	2	1	1	0	0
Coral Springs, FL	1				1				
Edmond, OK	17	5	7	4	0	1	0	0	0
Fort Collins, CO	30	4	15	1	4	0	1	3	2
Fremont, CA	10	0	5	0	5	0	0	0	0
Garland, TX	8	3	2	2	0	0	0	1	0
Grand Prairie, TX	20	6	1	13	0	0	0	0	0
Irving, TX	76	5	55	3	1	5	6	1	0
Lawrence, KS	12	7	5	0					
Naperville, IL	21	2	17	1	0	1	0	0	0
Norman, OK	46	8	28	2	2	4	2	0	0
Olathe, KS	2	0	2	0	0	0	0	0	0
Overland Park, KS	15	2	3	7	3	0	0	0	0
Peoria, AZ	18	4	7	5	0	2	0	0	0
Plano, TX	48	3	16	22	2	0	2	2	1
Reno, NV	3	1	1	1	0	0	0	0	0
Richardson, TX	28	2	0	16	0	8	0	1	1
Rochester, MN	10	1	6	2	0	0	1	0	0
AVERAGE	26	4	13	5	3	1	1	0	0

Internal Complaints-Sworn & Non-Sworn

City Name	Internal Complaints	Sworn - Founded	Sworn - Unfounded	Sworn - Not Substantiated	Sworn - Currently under Investigation	Non-sworn - Founded	Non-sworn - Unfounded	Non-sworn - Currently under Investigation
Boise, ID	40	33	0	2	0	4	0	0
Boulder, CO	10	8	1	0	1	0	0	0
Broken Arrow, OK	9	3	2	0	0	4	0	0
Cedar Rapids, IA	16	6	3	0	3	4	0	0
Chula Vista, CA	10	7	2	0	0	0	1	0
Columbia, MO	34	23	0	4	2	4	1	0
Coral Springs, FL	5	2	0	0	3			
Edmond, OK	2	1	0	0	0	1	1	0
Fort Collins, CO	17	11	1	1	0	3	0	1
Fremont, CA	9	3	0	1	0	3	0	2
Garland, TX	28	10	3	6	5	3	0	0
Grand Prairie, TX	15	5	1	4	3	1	0	0
Irving, TX	65	35	3	2	6	15	0	2
Lawrence, KS	16	2	13	1				
Naperville, IL	26	15	1	0	0	7	2	0
Norman, OK	33	7	9	0	6	9	0	1
Olathe, KS	4	1	0	3	0	0	0	0
Overland Park, KS	12	4	0	3	1	1	0	0
Peoria, AZ	21	13	1	3	3	1	1	0
Plano, TX	33	25	2	2	0	4	0	0
Reno, NV	15	5	1	8	1	0	1	0
Richardson, TX	38	28	1	0	0	8	0	1
Rochester, MN	2	1	0	0	0	1	0	0
AVERAGE	20	11	2	2	2	3	0	0

Police Dogs

City Name	# of dogs	Dog Patrol	Dog Narcotics	Dog Accelerants	# of bites	# of apprehensions	# of drug finds	# of bomb searches
Boise, ID	9	1	1		5	75	274	1430
Boulder, CO	0							
Broken Arrow, OK	4	1	1		1	2	12	0
Cedar Rapids, IA	7	1	1	1	9	60		205
Chula Vista, CA	7	1	1		17	177	15	0
Columbia, MO	4	1	1		1	33	73	0
Coral Springs, FL	5	1	1		1	52	13	0
Edmond, OK	1	1	1		0	1	0	0
Fort Collins, CO	7	1	1		6	33	165	55
Fremont, CA	6	1	1		3	145	3	
Garland, TX	2	1	1		3	52	124	0
Grand Prairie, TX	5	1	1		5	22	54	0
Irving, TX	1	1	1		4	10	70	0
Lawrence, KS	3	1	1		1	28	25	
Naperville, IL	4	1	1		0	3	22	0
Norman, OK	5	1	1		0	12	104	0
Olathe, KS	4	1	1		0	9	77	0
Overland Park, KS	4	1	1		0	6	23	644
Peoria, AZ	5	1	1		7	44	22	20
Plano, TX	3	1	1		0	43	49	0
Reno, NV	5	1	1		3	56	109	133
Richardson, TX	1	1	1		0	17	65	0
Rochester, MN	8	1	1		0	0	29	54
AVERAGE	4	1	1	1	3	40	63	127

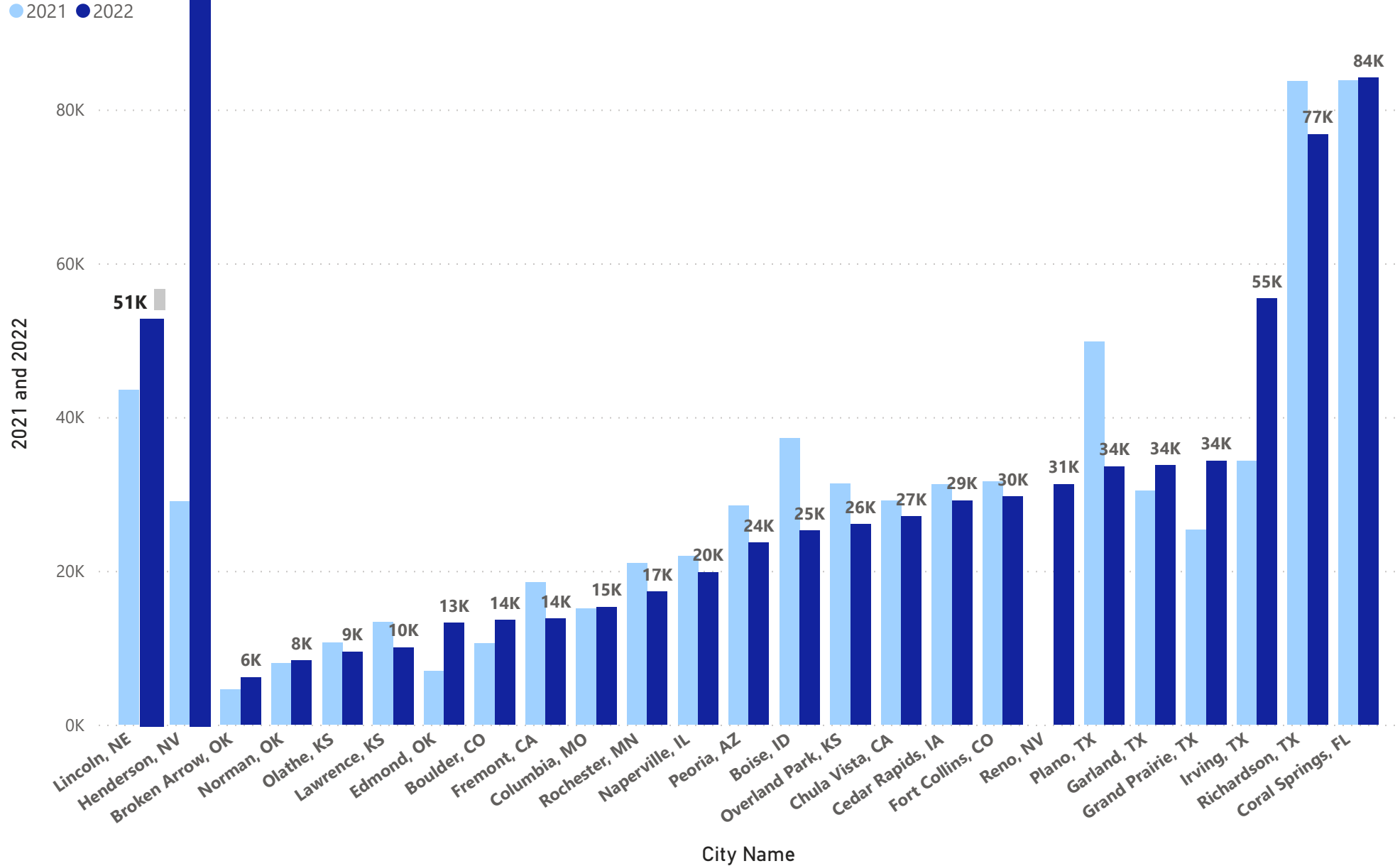
1=YES
Blank = No

Property Unit Staffing

City Name	Civilian	Total Staff	Commissioned
Boise, ID	8.00	8.00	0.00
Boulder, CO	4.00	5.00	1.00
Broken Arrow, OK	2.00	2.00	
Cedar Rapids, IA	4.00	5.00	1.00
Chula Vista, CA	5.00	5.00	
Columbia, MO	5.00	5.00	0.00
Coral Springs, FL	4.00	4.00	0.00
Edmond, OK	2.00	2.00	0.00
Fort Collins, CO	7.00	7.00	
Fremont, CA	4.00	4.00	
Garland, TX	7.00	7.00	
Grand Prairie, TX	4.00	4.00	
Irving, TX	6.00	6.00	0.00
Lawrence, KS	3.00	3.00	
Naperville, IL	3.00	3.00	
Norman, OK	2.00	2.00	0.00
Olathe, KS	2.00	2.00	0.00
Overland Park, KS	5.50	5.50	0.00
Peoria, AZ	5.00	5.00	
Plano, TX	6.00	6.00	0.00
Reno, NV	2.00	2.00	0.00
Richardson, TX	4.00	4.00	
Rochester, MN	2.00	2.00	0.00
AVERAGE	4.20	4.28	0.15

Property Unit Workload

City Name	2021	2022
Boise, ID	37,266	25,230
Boulder, CO	10,612	13,587
Broken Arrow, OK	4,581	6,132
Cedar Rapids, IA	31,289	29,126
Chula Vista, CA	29,086	27,073
Columbia, MO	15,119	15,315
Coral Springs, FL	83,766	84,115
Edmond, OK	6,945	13,229
Fort Collins, CO	31,608	29,670
Fremont, CA	18,470	13,778
Garland, TX	30,422	33,703
Grand Prairie, TX	25,311	34,317
Henderson, NV	29,040	17,549
Irving, TX	34,261	55,425
Lawrence, KS	13,332	10,027
Lincoln, NE	43,499	51,848
Naperville, IL	21,894	19,830
Norman, OK	8,016	8,340
Olathe, KS	10,625	9,473
Overland Park, KS	31,346	26,069
Peoria, AZ	28,513	23,638
Plano, TX	49,801	33,551
Reno, NV	0	31,269
Richardson, TX	83,653	76,757
Rochester, MN	20,985	17,293
AVERAGE	27,978	26,539



Property Unit Workload

City Name	2022	Items Taken in	Released to Owner	Released for Court	Destroyed or Disposed
Boise, ID	25,230	11713	1516	436	11,565
Boulder, CO	13,587	7473	1635		4,479
Broken Arrow, OK	6,132	5796	136	16	184
Cedar Rapids, IA	29,126	10082	1363		17,681
Chula Vista, CA	27,073	16061	967	9	10,036
Columbia, MO	15,315	9199	461		5,655
Coral Springs, FL	84,115	27554	4801	129	51,631
Edmond, OK	13,229	7013	3468	68	2,680
Fort Collins, CO	29,670	10597	100	0	18,973
Fremont, CA	13,778	9833	1307	86	2,552
Garland, TX	33,703	13978	550	53	19,122
Grand Prairie, TX	34,317	20958	1557	21	11,781
Henderson, NV	17549	8575	937	2654	5383
Irving, TX	55,425	18280	1897	22	35,226
Lawrence, KS	10,027	5610	397	63	3,957
Naperville, IL	19,830	11384	813	98	7,535
Norman, OK	8,340	5986	683	61	1,610
Olathe, KS	9,473	8436	615		422
Overland Park, KS	26,069	10268		4188	11,613
Peoria, AZ	23,638	14243	1629	24	7,742
Plano, TX	33,551	14818	794	157	17,782
Reno, NV	31,269	11127	535	95	19,512
Richardson, TX	76,757	38816	11808	5	26,128
Rochester, MN	17,293	9835	666	88	6,704
AVERAGE	26,539	13003	1714	296	12,807

TOP 5 CFS BY TYPE

2021

City Name	#1	#2	#3	#4	#5
Boise, ID	Check the Welfare	Assist Citizen	911 Disconnects	Alarm Calls	Traffic Accidents
Boulder, CO	Check the Welfare	Animal Call	Noise Complaints	Trespassing	Disturbance
Broken Arrow, OK	Alarm Calls	Traffic Accidents	Suspicious Activity	Check the Welfare	Domestic
Cedar Rapids, IA	Disturbance	Check the Welfare	Traffic Hazard	Traffic Accident	Suspicious Activity
Chula Vista, CA	Disturbance	Domestic	Check the Welfare	Traffic Accident	Special Service
Columbia, MO	Disturbance	Trespassing	911 Disconnects	Check the Welfare	Domestic
Coral Springs, FL	Assist Citizen	Alarm Calls	Traffic Accident	Suspicious Activity	Domestic
Edmond, OK	Alarm Calls	Check the Welfare	Citizen Contact	Traffic Accident	Domestic
Fort Collins, CO	Traffic	Suspicious Activity	Check the Welfare	Traffic Accident	Civil Matter
Fremont, CA	Theft Report	Theft Report	Suspicious Activity	Assist Citizen	Theft Report
Garland, TX	Disturbance	Traffic Accidents	Alarm Calls	Check the Welfare	Domestic
Grand Prairie, TX	Disturbance	Alarm Calls	Traffic Accident	Check the Welfare	Assist Citizen
Henderson, NV	Disturbance	Civil Matter	Disturbance	Suspicious Activity	Suspicious Activity
Irving, TX	Alarm Calls	911 Disconnects	Traffic Hazard	Suspicious Activity	Disturbance
Lawrence, KS	Telephone Report	Assist Citizen	Check the Welfare	Alarm Calls	Disturbance
Lincoln, NE	Disturbance	Check the Welfare	Traffic	Not Tracked	Special Service
Naperville, IL	Suspicious Activity	Check the Welfare	Alarm Calls	Traffic Accident	Assist Citizen
Norman, OK	Disturbance	Check the Welfare	Alarm Calls	Citizen Contact	Suspicious Activity
Olathe, KS	Medical	Traffic Accidents	Alarm Calls	Suspicious Activity	Check the Welfare
Overland Park, KS	Traffic	Traffic Accidents	Disturbance	Alarm Calls	Animal Call
Peoria, AZ	Check the Welfare	Suspicious Activity	Traffic Accident	Alarm Calls	Domestic
Plano, TX	Alarm Calls	Traffic Accidents	911 Disconnects	Citizen Contact	Check the Welfare
Richardson, TX	Disturbance	Alarm Calls	Traffic Accident	Suspicious Activity	Assist Citizen
Rochester, MN	Assist Citizen	Suspicious Activity	Codes Enforcement	Theft Report	Traffic Accidents
Savannah, GA	Traffic	Building Check	Suspicious Activity	Disturbance	Alarm Calls

2022

City Name	#1	#2	#3	#4	#5
Boise, ID	Traffic	Assist Citizen	Check the Welfare	Citizen Contact	Check the Welfare
Boulder, CO	Medical	Animal Call	Check the Welfare	Trespassing	Disturbance
Broken Arrow, OK	Alarm Calls	Check the Welfare	Domestic	Traffic Accident	Suspicious Activity
Cedar Rapids, IA	Disturbance	Check the Welfare	Traffic Hazard	Traffic Accident	Suspicious Activity
Chula Vista, CA	Disturbance	Traffic	Domestic	Traffic Accident	Check the Welfare
Columbia, MO	911 Disconnects	Traffic	Trespassing	Check the Welfare	Assist Citizen
Coral Springs, FL	Assist Citizen	Alarm Calls	Traffic Accident	Suspicious Activity	Domestic
Edmond, OK	Alarm Calls	Check the Welfare	Citizen Contact	Traffic Accident	Special Service
Fort Collins, CO	Check the Welfare	Suspicious Activity	Trespassing	Disturbance	Civil Matter
Fremont, CA	Disturbance	Check the Welfare	Disturbance	Theft Report	Theft Report
Garland, TX	Disturbance	Traffic Accident	Alarm Calls	Check the Welfare	Domestic
Grand Prairie, TX	Disturbance	Alarm Calls	Traffic Accident	Check the Welfare	Assist Citizen
Henderson, NV	911 Disconnects	Disturbance Other	Assist Citizen	Suspicious Person	Disturbance Family
Irving, TX	Alarm Calls	Domestic	Noise Complaints	Traffic Hazard	Disturbance
Lawrence, KS	Telephone Report	Assist Citizen	Check the Welfare	Alarm Calls	Disturbance
Lincoln, NE	Disturbance	Check the Welfare	Miscellaneous	Trespassing	Suspicious Person
Naperville, IL	Suspicious Activity	Check the Welfare	Alarm Calls	Traffic Accident	Assist Citizen
Norman, OK	Disturbance	Check the Welfare	Alarm Calls	Citizen Contact	Theft Report
Olathe, KS	Medical	Traffic Accident	Alarm Calls	Disturbance	Check the Welfare
Overland Park, KS	Traffic	Traffic Accident	Alarm Calls	Disturbance	Animal Call
Peoria, AZ	Check the Welfare	Suspicious Activity	Traffic Accident	Alarm Calls	Domestic
Plano, TX	Citizen Contact	Alarm Calls	911 Disconnects	Check the Welfare	Traffic Accident
Reno, NV	Domestic	Not Tracked	Disturbance	Not Tracked	Check the Welfare
Richardson, TX	Disturbance	Alarm Calls	Traffic Accident	Suspicious Activity	Assist Citizen
Rochester, MN	Assist Citizen	Suspicious Activity	Codes Enforcement	Theft Report	Alarm Calls

Top 3 Causes of Officer Injuries

2021

City Name	#1	#2	#3
Boise, ID	Struggling with Suspect	Potential Exposures to Pathogens	Training
Boulder, CO	Struggling with Suspect	Other	Potential Exposures to Pathogens
Broken Arrow, OK	Slip and Fall	Physical Training	Struggling with Suspect
Cedar Rapids, IA	Struggling with Suspect	Training	Traffic Crashes
Chula Vista, CA	Potential Exposures to Pathogens	Struggling with Suspect	Other
Coral Springs, FL	Potential Exposures to Pathogens	Struggling with Suspect	Traffic Crashes
Edmond, OK	Struggling with Suspect	Training	Potential Exposures to Pathogens
Fort Collins, CO	Struggling with Suspect	Slip and Fall	Potential Exposures to Pathogens
Fremont, CA	Struggling with Suspect	Physical Fitness	Potential Exposures to Pathogens
Garland, TX	Other	Struggling with Suspect	Training
Grand Prairie, TX	Other	Struggling with Suspect	Slip and Fall
Henderson, NV	Struggling with Suspect	Routine Duties	Physical Training
Irving, TX	Training	Struggling with Suspect	Traffic Crashes
Lawrence, KS	Physical Training	Potential Exposures to Pathogens	Slip and Fall
Lincoln, NE	Struggling with Suspect	Other	Other
Naperville, IL	Responding to Call	Slip and Fall	Traffic Crashes
Norman, OK	Training	Struggling with Suspect	Other
Olathe, KS	Potential Exposures to Pathogens	Patrol Incidents	Traffic Crashes
Overland Park, KS	Patrol Incidents	Training	Traffic Crashes
Peoria, AZ	Struggling with Suspect	Training	Patrol Incidents
Plano, TX	Potential Exposures to Pathogens	Struggling with Suspect	Responding to Call
Richardson, TX	Struggling with Suspect	Routine Duties	Training
Rochester, MN	Potential Exposures to Pathogens	Struggling with Suspect	Training

2022

City Name	#1	#2	#3
Boise, ID	Struggling with Suspect	Potential Exposures to Pathogens	Training
Boulder, CO	Struggling with Suspect	Training	Miscellaneous
Broken Arrow, OK	Sprint/Strain	Contusion	Potential Exposures to Pathogens
Cedar Rapids, IA	Struggling with Suspect	Foot Pursuits	Training
Chula Vista, CA	Struggling with Suspect	Other	Potential Exposures to Pathogens
Columbia, MO	Struggling with Suspect	Potential Exposures to Pathogens	Physical Training
Coral Springs, FL	Potential Exposures to Pathogens	Struggling with Suspect	Physical Training
Edmond, OK	Training	Struggling with Suspect	Traffic Crashes
Fort Collins, CO	Struggling with Suspect	Physical Training	Slip and Fall
Fremont, CA	Struggling with Suspect	Physical Fitness	Foot Pursuits
Garland, TX	Struggling with Suspect	Training	Slip and Fall
Grand Prairie, TX	Struggling with Suspect	Training	Slip and Fall
Irving, TX	Struggling with Suspect	Training	Traffic Crashes
Lawrence, KS	Slip and Fall	Struggling with Suspect	Potential Exposures to Pathogens
Lincoln, NE	Resisting Arrest	Miscellaneous - Other	Assault
Naperville, IL	Struggling with Suspect	Slip and Fall	Training
Norman, OK	Training	Other	Struggling with Suspect
Overland Park, KS	Struggling with Suspect	Training	Slip and Fall
Peoria, AZ	Struggling with Suspect	Routine Duties	Sprint/Strain
Plano, TX	Potential Exposures to Pathogens	Physical Training	Other
Reno, NV	Struggling with Suspect	Foot Pursuits	Other
Richardson, TX	Training	Routine Duties	Struggling with Suspect
Rochester, MN	Potential Exposures to Pathogens	Struggling with Suspect	Slip and Fall

TOP 3 REASONS FOR CITIZEN COMPLAINTS

2021

City Name	#1	#2	#3
Boise, ID	Rudeness/Demeanor	Excessive Force	Performance of Duty
Boulder, CO	Failed to follow Rules/Procedure	Performance of Duty	Excessive Force
Broken Arrow, OK	Rudeness/Demeanor	Quality of Service	Failed to Follow Rules/Procedures
Cedar Rapids, IA	Dereliction of Duty	Unprofessional Conduct	Excessive Force
Chula Vista, CA	Inattention to Duty	Conduct Unbecoming	Racial Profiling
Columbia, MO	Rudeness/Demeanor	Improper Search	Excessive Force
Coral Springs, FL	Failed to follow Rules/Procedure	Rudeness/Demeanor	Constitutional Violation
Edmond, OK	Unprofessional Conduct	Excessive Force	Performance of Duty
Fort Collins, CO	Quality of Service	Rudeness/Demeanor	Constitutional Violation
Fremont, CA	Unprofessional Conduct	Excessive Force	Racial Profiling
Garland, TX	Compliance with General Orders	Unprofessional Conduct	Performance of Duty
Grand Prairie, TX	Dereliction of Duty	Excessive Force	Rudeness/Demeanor
Henderson, NV	Conduct Unbecoming	Excessive Force	Constitutional Violation
Irving, TX	Dereliction of Duty	Rudeness/Demeanor	Racial Profiling
Lawrence, KS	Rudeness/Demeanor	Performance of Duty	Excessive Force
Lincoln, NE	Quality of Service	Unprofessional Conduct	Failed to Follow Rules/Procedures
Naperville, IL	Conduct Unbecoming	Inattention to Duty	Compliance with General Orders
Norman, OK	Rudeness/Demeanor	Misfeasance	Performance of Duty
Olathe, KS	Performance of Duty	Rudeness/Demeanor	Failed to Follow Rules/Procedures
Overland Park, KS	Rudeness/Demeanor	Unprofessional Conduct	Failed to Follow Rules/Procedures
Peoria, AZ	Failed to follow Rules/Procedure	Performance of Duty	Rudeness/Demeanor
Plano, TX	Conduct Unbecoming	Racial Profiling	Rudeness/Demeanor
Richardson, TX	Constitutional Violation	Racial Profiling	Dereliction of Duty
Rochester, MN	Compliance with General Orders	Harassment	Unprofessional Conduct

2022

City Name	#1	#2	#3
Boise, ID	Rudeness/Demeanor	Performance of Duty	Quality of Service
Boulder, CO	Failed to follow Rules/Procedure	Performance of Duty	Excessive Force
Broken Arrow, OK	Rudeness/Demeanor	Quality of Service	Improper Search
Cedar Rapids, IA	Dereliction of Duty	Unprofessional Conduct	Excessive Force
Chula Vista, CA	Conduct Unbecoming	Dereliction of Duty	Failed to Follow Rules/Procedure
Columbia, MO	Rudeness/Demeanor	Improper Search	Excessive Force
Coral Springs, FL	Rudeness/Demeanor	Compliance with General Orders	
Edmond, OK	Unprofessional Conduct	Performance of Duty	Criminal Conduct
Fort Collins, CO	Excessive Force	Rudeness/Demeanor	Not Tracked
Fremont, CA	Excessive Force	Compliance with General Orders	Conduct Unbecoming
Garland, TX	Rudeness/Demeanor	Unprofessional Conduct	Excessive Force
Grand Prairie, TX	Racial Profiling	Consttutional Violation	Harassment
Irving, TX	Rudeness/Demeanor	Quality of Service	Dereliction of Duty
Lawrence, KS	Excessive Force	Failed to follow Rules/Procedure	Rudeness/Demeanor
Lincoln, NE	Policy Violation	Misconduct	Dissatisfied with Investigation
Naperville, IL	Rudeness/Demeanor	Unprofessional Conduct	Inattention to Duty
Norman, OK	Rudeness/Demeanor	Misfeasance	Performance of Duty
Olathe, KS	Rudeness/Demeanor	Performance of Duty	Failed to Follow Rules/Procedure
Overland Park, KS	Unprofessional Conduct	Failed to follow Rules/Procedure	Quality of Service
Peoria, AZ	Rudeness/Demeanor	Quality of Service	Unprofessional Conduct
Plano, TX	Conduct Unbecoming	Failed to follow Rules/Procedure	Performance of Duty
Reno, NV	Unprofessional Conduct	Driving	Failed to Report
Richardson, TX	Unprofessional Conduct	Racial Profiling	Excessive Force
Rochester, MN	Unprofessional Conduct	Performance of Duty	Compliance with General Orders

TOP 3 CAUSES OF TRAFFIC CRASHES

2021

City Name	#1	#2	#3
Boca Raton, FL	Careless Driving	Other Contributing Causes	Fail to Yield ROW
Boise, ID	Follow too Close	Fail to Yield ROW	Inattention
Boulder, CO	Careless Driving	Follow too Close	Other Contributing Causes
Broken Arrow, OK	Failed to Yield ROW	Follow too Close	Inattention
Cedar Rapids, IA	Failed to Yield ROW	Disobey Traffic Control Device	Follow too Close
Chula Vista, CA	Speed	Unsafe Turn	DUI
Columbia, MO	Failed to Yield ROW	Inattention	Follow too Close
Coral Springs, FL	Other Contributing Causes	Fail to Yield ROW	Careless Driving
Edmond, OK	Failed to Yield ROW	Inattention	Disobey Traffic Control Device
Fremont, CA	Speed	Improper Turn	Disobey Traffic Control Device
Garland, TX	Failed to Yield ROW	Speed	Inattention
Grand Prairie, TX	Failed to Yield ROW	Speed	Inattention
Henderson, NV	Follow too Close	Fail to Yield ROW	Inattention
Irving, TX	Inattention	Speed	Follow too Close
Lawrence, KS	Inattention	Fail to Yield ROW	Follow too Close
Lincoln, NE	Inattention	Fail to Yield ROW	Follow too Close
Naperville, IL	Speed	Fail to Yield ROW	Improper Lane Change
Norman, OK	Inattention	Fail to Yield ROW	Other Contributing Causes
Olathe, KS	Inattention	Fail to Yield ROW	Follow too Close
Overland Park, KS	Inattention	Fail to Yield ROW	Follow too Close
Peoria, AZ	Speed	Fail to Yield ROW	Disobey Traffic Control Device
Plano, TX	Failed to Yield ROW	Speed	Improper Lane Change
Richardson, TX	Speed	Fail to Yield ROW	Improper Lane Change
Rochester, MN	Failed to Yield ROW	Follow too Close	Inattention

2022

City Name	#1	#2	#3
Boise, ID	Follow too Close	Fail to Yield ROW	Inattention
Boulder, CO	Careless Driving	Fail to Yield ROW	Follow too Close
Broken Arrow, OK	Other Contributing Causes	Disobey Traffic Control Device	Follow too Close
Cedar Rapids, IA	Fail to Yield ROW	Disobey Traffic Control Device	Speed
Chula Vista, CA	Speed	Improper Turn	DUI
Columbia, MO	Fail to Yield ROW	Follow too Close	Inattention
Coral Springs, FL	Speed	DUI	Inattention
Edmond, OK	Fail to Yield ROW	Follow too Close	Inattention
Fort Collins, CO	Careless Driving	Fail to Yield ROW	Disobey Traffic Control Device
Fremont, CA	Speed	Improper Turn	Disobey Traffic Control Device
Garland, TX	Fail to Yield ROW	Disobey Traffic Control Device	Speed
Grand Prairie, TX	Speed	Inattention	Improper Lane Change
Irving, TX	Inattention	Speed	Follow too Close
Lawrence, KS	Inattention	Fail to Yield ROW	Follow too Close
Lincoln, NE	Inattention	Fail to Yield ROW	Follow too Close
Naperville, IL	Speed	Fail to Yield ROW	Improper Lane Change
Norman, OK	Inattention	Fail to Yield ROW	Other Contributing Causes
Olathe, KS	Inattention	Follow too Close	Speed
Overland Park, KS	Inattention	Fail to Yield ROW	Follow too Close
Peoria, AZ	Speed	Fail to Yield ROW	Other Contributing Causes
Plano, TX	Speed	Fail to Yield ROW	Improper Lane Change
Reno, NV	Fail to Yield ROW	Inattention	Disobey Traffic Control Device
Richardson, TX	Speed	Fail to Yield ROW	Improper Lane Change
Rochester, MN	Fail to Yield ROW	Follow too Close	Other Contributing Causes